





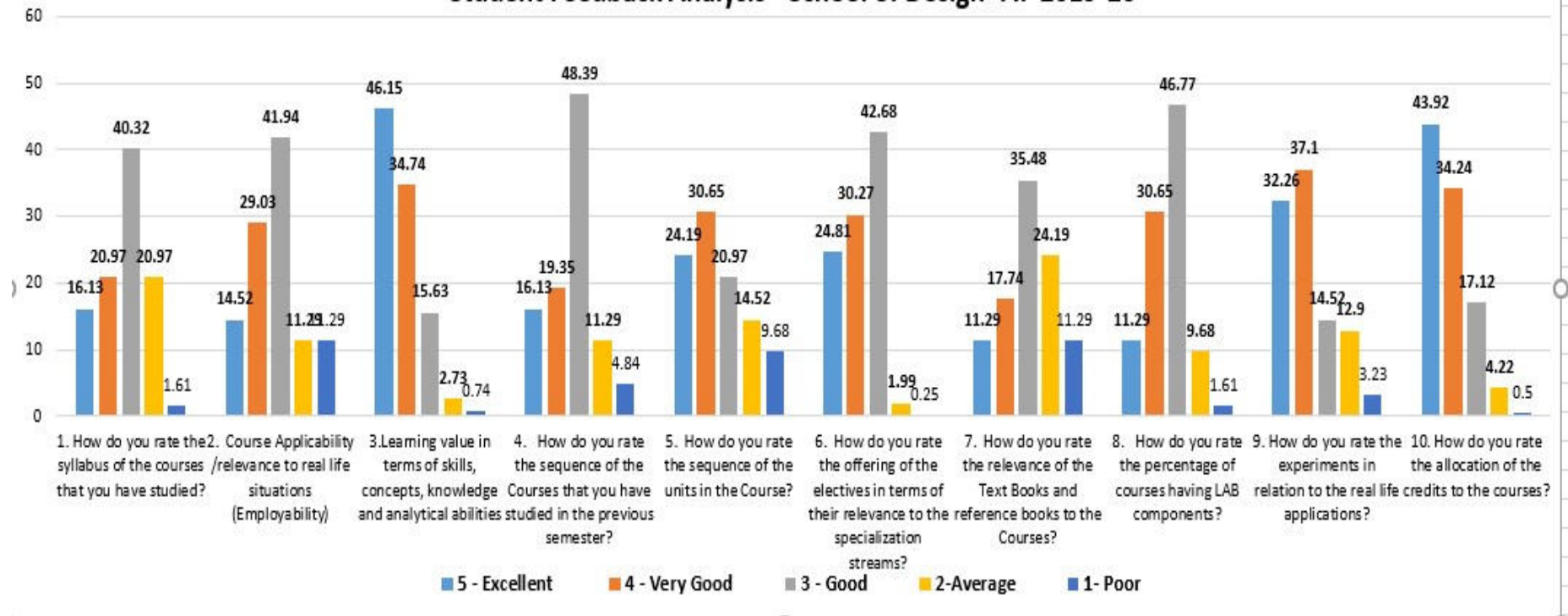
## School of Design Bachelor of Design

### STUDENT FEEDBACK ANALYSIS -AY-2019-20

Criteria	5 - Excellent	4 - Very Good	3 - Good	2-Average	1- Poor	Total Respondents
1. How do you rate the syllabus of the courses that you have studied?	16.13	20.97	40.32	20.97	1.61	27
2. Course Applicability /relevance to real life situations (Employability)	14.52	29.03	41.94	11.29	11.29	
3. Learning value in terms of skills, concepts, knowledge and analytical abilities	46.15	34.74	15.63	2.73	0.74	
4. How do you rate the sequence of the Courses that you have studied in the previous semester?	16.13	19.35	48.39	11.29	4.84	
5. How do you rate the sequence of the units in the Course?	24.19	30.65	20.97	14.52	9.68	
6. How do you rate the offering of the electives in terms of their relevance to the specialization streams?	24.81	30.27	42.68	1.99	0.25	
7. How do you rate the relevance of the Text Books and reference books to the Courses?	11.29	17.74	35.48	24.19	11.29	
8. How do you rate the percentage of courses having LAB components?	11.29	30.65	46.77	9.68	1.61	
9. How do you rate the experiments in relation to the real life applications?	32.26	37.1	14.52	12.9	3.23	
10. How do you rate the allocation of the credits to the courses?	43.92	34.24	17.12	4.22	0.5	
<b>Average</b>	<b>24.07</b>	<b>28.47</b>	<b>32.38</b>	<b>11.38</b>	<b>4.50</b>	




## Student Feedback Analysis - School of Design -AY-2019-20




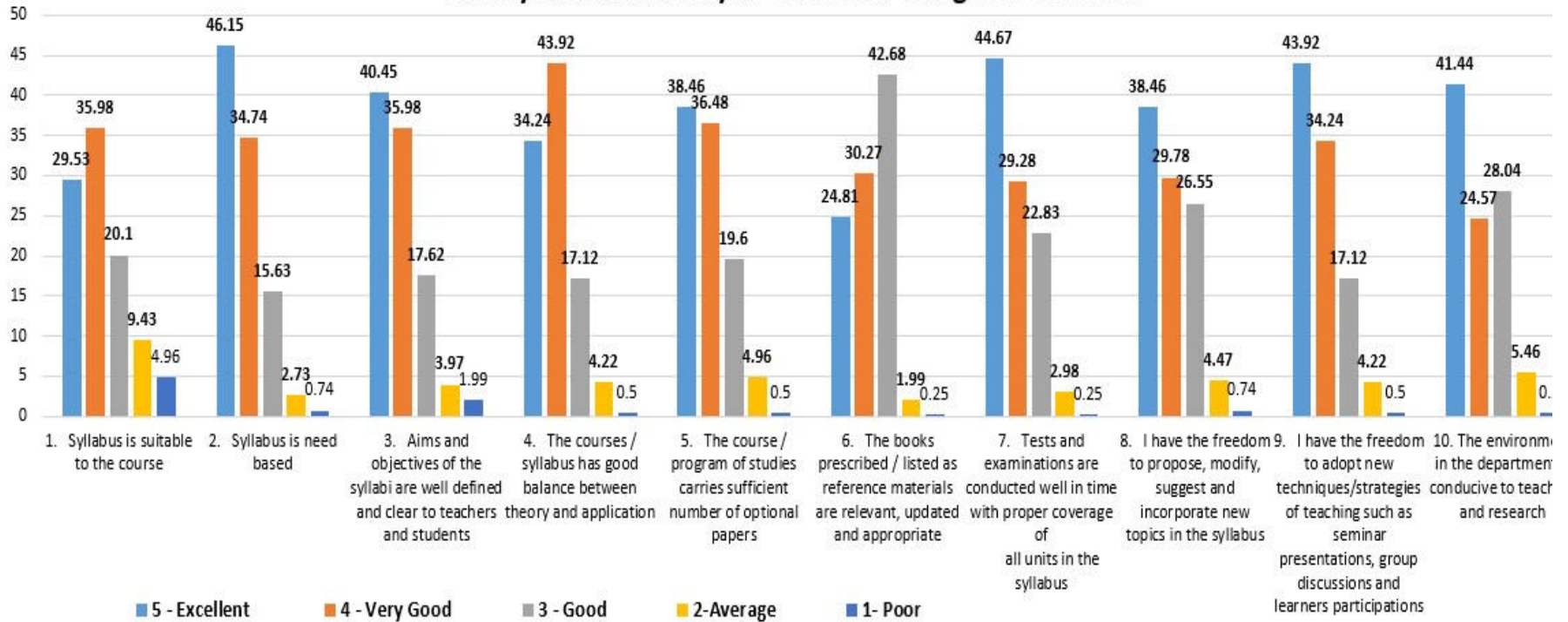
## Bachelor of Design

### FACULTY FEEDBACK ANALYSIS-AY-2019-20

Criteria	5 - Excell ent	4 - Very Good	3 - Good	2- Average	1- Poor	Total Respondents
1. Syllabus is suitable to the course	29.53	35.98	20.1	9.43	4.96	<b>5</b>
2. Syllabus is need based	46.15	34.74	15.63	2.73	0.74	
3. Aims and objectives of the syllabi are well defined and clear to teachers and students	40.45	35.98	17.62	3.97	1.99	
4. The courses / syllabus has good balance between theory and application	34.24	43.92	17.12	4.22	0.5	
5. The course / program of studies carries sufficient number of optional papers	38.46	36.48	19.6	4.96	0.5	
6. The books prescribed / listed as reference materials are relevant, updated and appropriate	24.81	30.27	42.68	1.99	0.25	
7. Tests and examinations are conducted well in time with proper coverage of all units in the syllabus	44.67	29.28	22.83	2.98	0.25	
8. I have the freedom to propose, modify, suggest and incorporate new topics in the syllabus	38.46	29.78	26.55	4.47	0.74	
9. I have the freedom to adopt new techniques/strategies of teaching such as seminar presentations, group discussions and learners participations	43.92	34.24	17.12	4.22	0.5	
10. The environment in the department is conducive to teaching and research	41.44	24.57	28.04	5.46	0.5	
<b>Average</b>	<b>38.21</b>	<b>33.52</b>	<b>22.73</b>	<b>4.44</b>	<b>1.09</b>	





## Faculty Feedback Analysis - School of Design -AY-2019-20




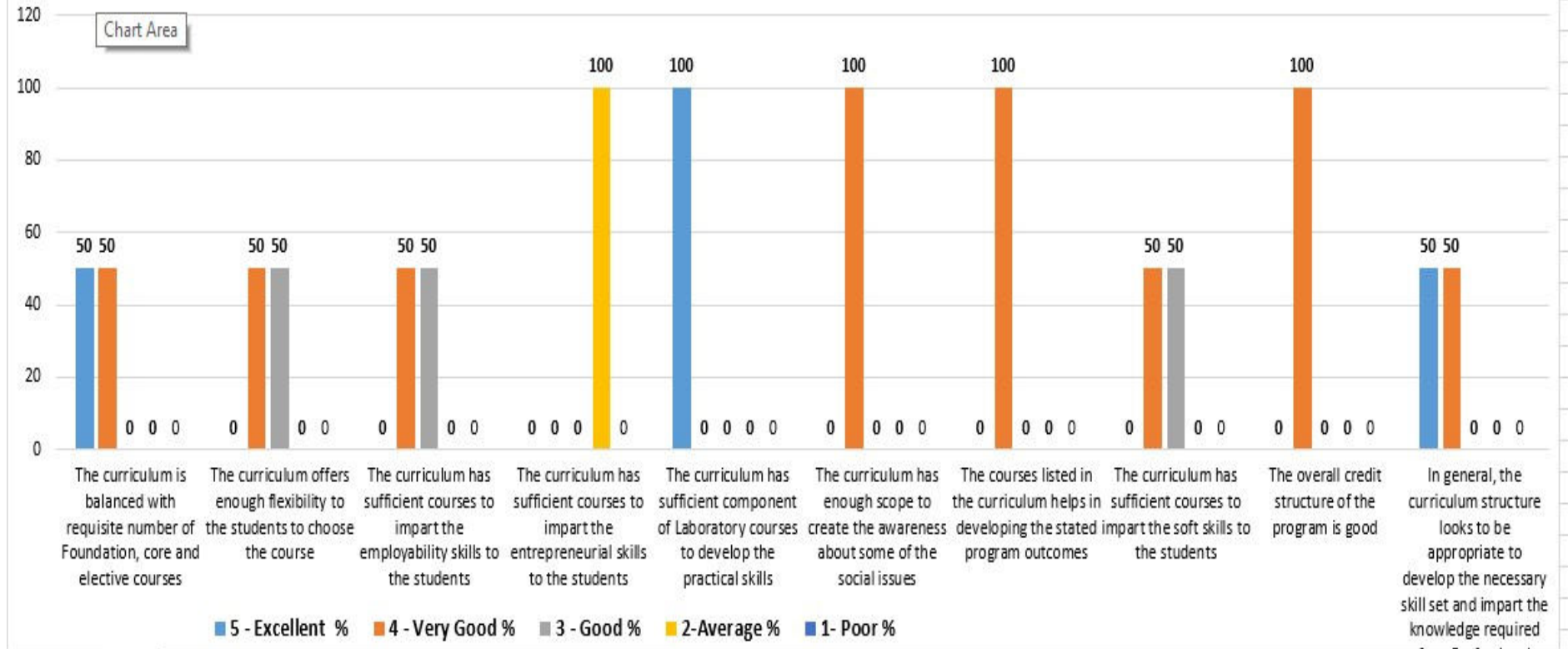
## Bachelor of Design

### INDUSTRY FEEDBACK ANALYSIS-AY-2019-20

Criteria	5 - Excellent %	4 - Very Good %	3 - Good %	2- Average %	1- Poor %	Total Respondents
The curriculum is balanced with requisite number of Foundation, core and elective courses	50	50	0	0	0	2
The curriculum offers enough flexibility to the students to choose the course	0	50	50	0	0	
The curriculum has sufficient courses to impart the employability skills to the students	0	50	50	0	0	
The curriculum has sufficient courses to impart the entrepreneurial skills to the students	0	0	0	100	0	
The curriculum has sufficient component of Laboratory courses to develop the practical skills	100	0	0	0	0	
The curriculum has enough scope to create the awareness about some of the social issues	0	100	0	0	0	
The courses listed in the curriculum helps in developing the stated program outcomes	0	100	0	0	0	
The curriculum has sufficient courses to impart the soft skills to the students	0	50	50	0	0	
The overall credit structure of the program is good	0	100	0	0	0	
In general, the curriculum structure looks to be appropriate to develop the necessary skill set and impart the knowledge required for a Professional	50	50	0	0	0	
<b>Average</b>	<b>66.67</b>	<b>68.75</b>	<b>50.00</b>	<b>100.00</b>	<b>0.00</b>	




## Industry Feedback Analysis - School of Design -AY-2019-20





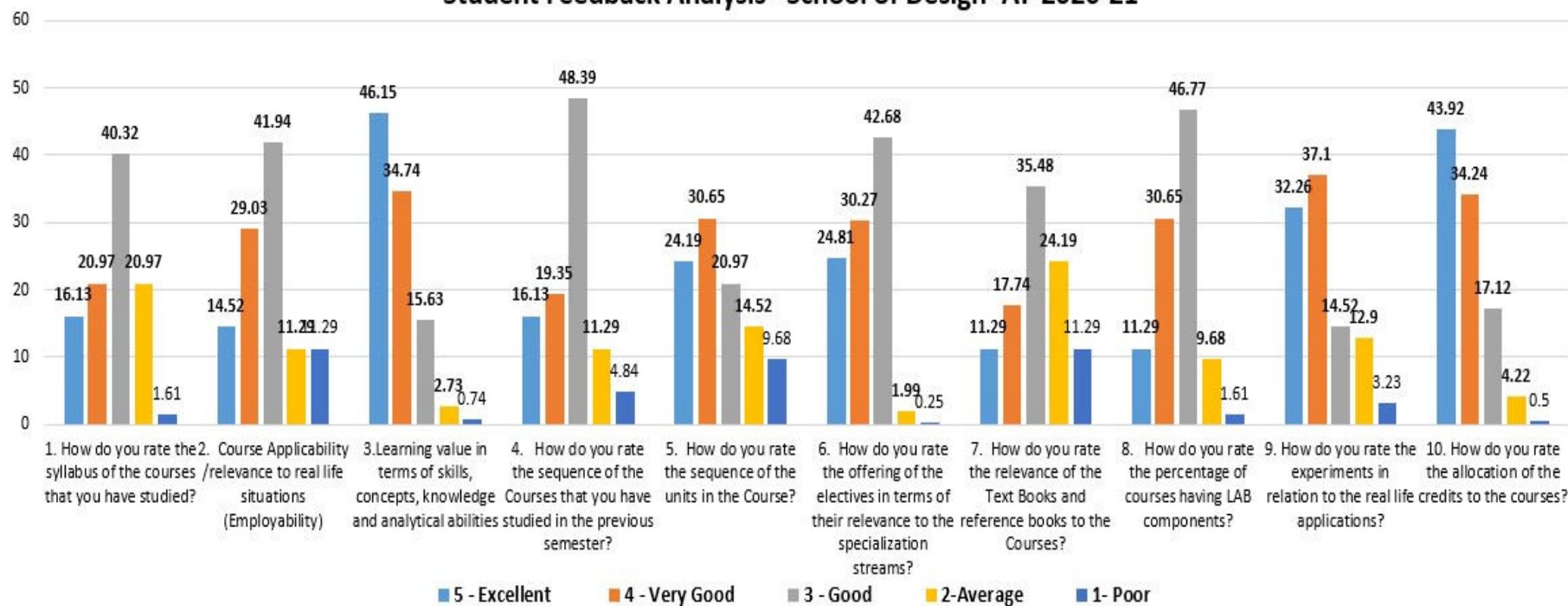
## Bachelor of Design

### STUDENT FEEDBACK ANALYSIS -AY-2020-21

Criteria	5 - Excell ent	4 - Ver y Goo d	3 - Goo d	2- Avera ge	1- Po or	Total Respond ents
1. How do you rate the syllabus of the courses that you have studied?	16.13	20.97	40.32	20.97	1.61	<b>65</b>
2. Course Applicability /relevance to real life situations (Employability)	14.52	29.03	41.94	11.29	11.29	
3. Learning value in terms of skills, concepts, knowledge and analytical abilities	46.15	34.74	15.63	2.73	0.74	
4. How do you rate the sequence of the Courses that you have studied in the previous semester?	16.13	19.35	48.39	11.29	4.84	
5. How do you rate the sequence of the units in the Course?	24.19	30.65	20.97	14.52	9.68	
6. How do you rate the offering of the electives in terms of their relevance to the specialization streams?	24.81	30.27	42.68	1.99	0.25	
7. How do you rate the relevance of the Text Books and reference books to the Courses?	11.29	17.74	35.48	24.19	11.29	
8. How do you rate the percentage of courses having LAB components?	11.29	30.65	46.77	9.68	1.61	
9. How do you rate the experiments in relation to the real life applications?	32.26	37.1	14.52	12.9	3.23	
10. How do you rate the allocation of the credits to the courses?	43.92	34.24	17.12	4.22	0.5	
<b>Average</b>	<b>24.07</b>	<b>28.47</b>	<b>32.38</b>	<b>11.38</b>	<b>4.50</b>	



## Student Feedback Analysis - School of Design -AY-2020-21






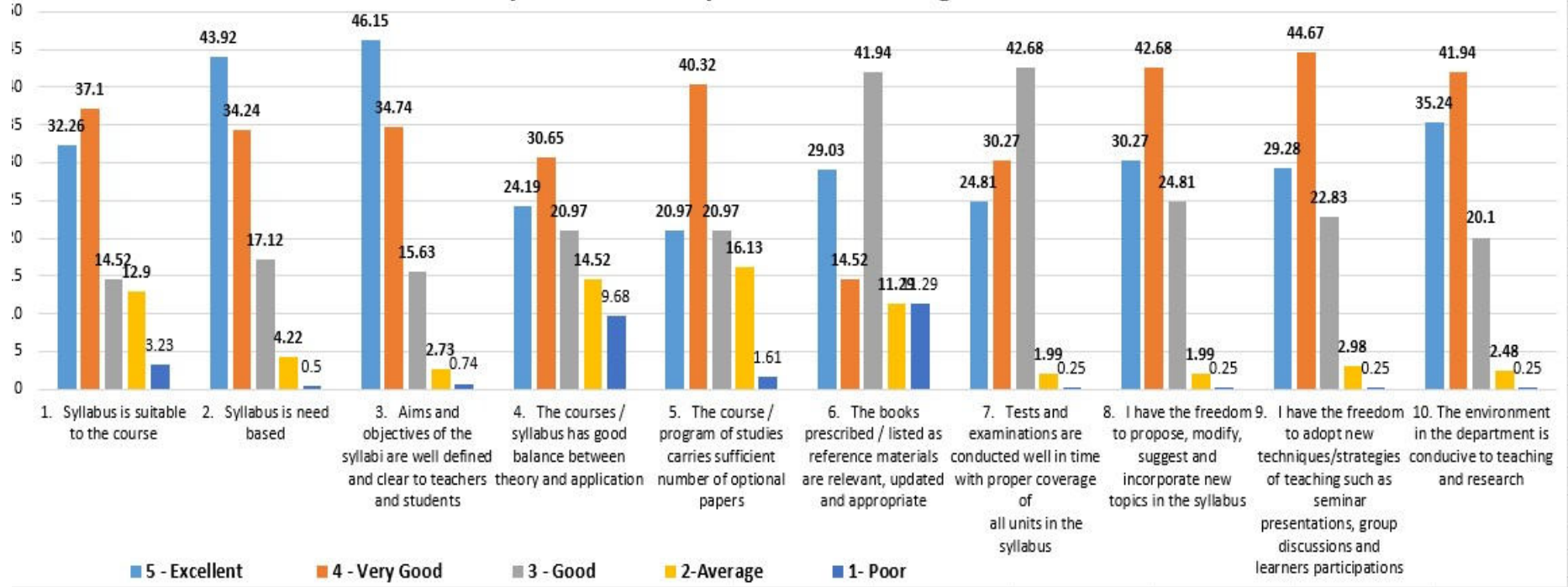
## Bachelor of Design

### FACULTY FEEDBACK ANALYSIS-AY-2020-21

Criteria	5 - Excell ent	4 - Ver y Goo d	3 - Goo d	2- Avera ge	1- Po or	Total Responde nts
1. Syllabus is suitable to the course	32.26	37.1	14.52	12.9	3.23	9
2. Syllabus is need based	43.92	34.24	17.12	4.22	0.5	
3. Aims and objectives of the syllabi are well defined and clear to teachers and students	46.15	34.74	15.63	2.73	0.74	
4. The courses / syllabus has good balance between theory and application	24.19	30.65	20.97	14.52	9.68	
5. The course / program of studies carries sufficient number of optional papers	20.97	40.32	20.97	16.13	1.61	
6. The books prescribed / listed as reference materials are relevant, updated and appropriate	29.03	14.52	41.94	11.29	11.29	
7. Tests and examinations are conducted well in time with proper coverage of all units in the syllabus	24.81	30.27	42.68	1.99	0.25	
8. I have the freedom to propose, modify, suggest and incorporate new topics in the syllabus	30.27	42.68	24.81	1.99	0.25	
9. I have the freedom to adopt new techniques/strategies of teaching such as seminar presentations, group discussions and learners participations	29.28	44.67	22.83	2.98	0.25	
10. The environment in the department is conducive to teaching and research	35.24	41.94	20.1	2.48	0.25	
<b>Average</b>	<b>31.61</b>	<b>35.11</b>	<b>24.16</b>	<b>7.12</b>	<b>2.81</b>	





### Faculty Feedback Analysis - School of Design -AY-2020-21




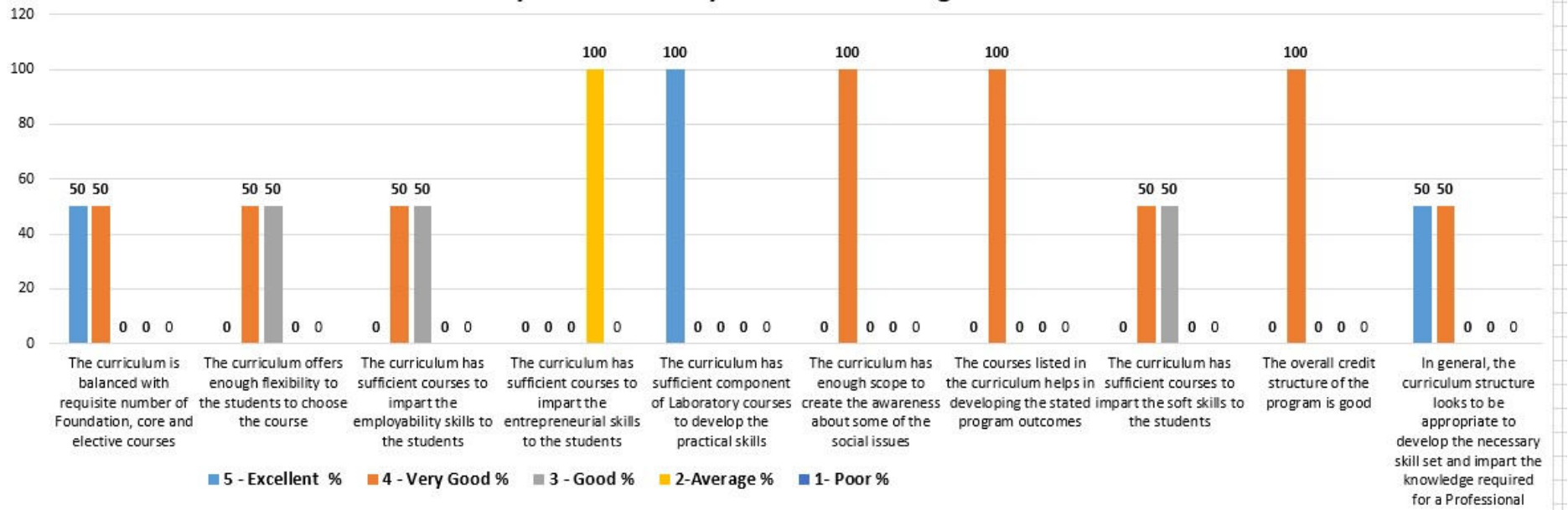
**Bachelor of Design**  
**INDUSTRY FEEDBACK ANALYSIS-AY-2020-21**

Criteria	5 - Excellent %	4 - Very Good %	3 - Good %	2- Average %	1- Poor %	Total Respondents
The curriculum is balanced with requisite number of Foundation, core and elective courses	50	50	0	0	0	<b>2</b>
The curriculum offers enough flexibility to the students to choose the course	0	50	50	0	0	
The curriculum has sufficient courses to impart the employability skills to the students	0	50	50	0	0	
The curriculum has sufficient courses to impart the entrepreneurial skills to the students	0	0	0	100	0	
The curriculum has sufficient component of Laboratory courses to develop the practical skills	100	0	0	0	0	
The curriculum has enough scope to create the awareness about some of the social issues	0	100	0	0	0	
The courses listed in the curriculum helps in developing the stated program outcomes	0	100	0	0	0	
The curriculum has sufficient courses to impart the soft skills to the students	0	50	50	0	0	
The overall credit structure of the program is good	0	100	0	0	0	
In general, the curriculum structure looks to be appropriate to develop the necessary skill set and impart the knowledge required for a Professional	50	50	0	0	0	
<b>Average</b>	<b>66.67</b>	<b>68.75</b>	<b>50.00</b>	<b>100.00</b>	<b>0.00</b>	




XZ

### Industry Feedback Analysis - School of Design -AY-2020-21


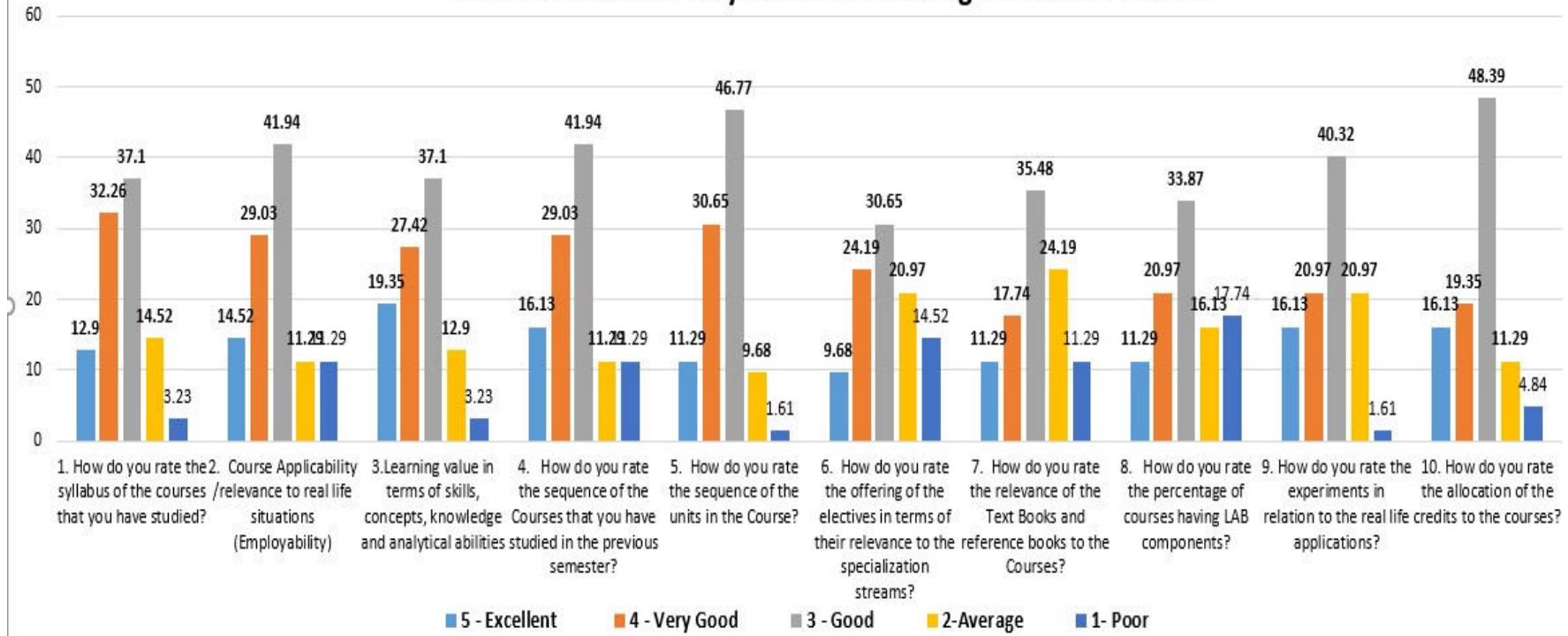


**Bachelor of Design**  
**STUDENT FEEDBACK ANALYSIS -AY-2021-22**

Criteria	5 - Excell ent	4 - Ver y Goo d	3 - Goo d	2- Avera ge	1- Po or	Total Respond ents
1. How do you rate the syllabus of the courses that you have studied?	12.9	32.2 6	37.1	14.52	3.23	<b>118</b>
2. Course Applicability /relevance to real life situations (Employability)	14.52	29.0 3	41.9 4	11.29	11.2 9	
3. Learning value in terms of skills, concepts, knowledge and analytical abilities	19.35	27.4 2	37.1	12.9	3.23	
4. How do you rate the sequence of the Courses that you have studied in the previous semester?	16.13	29.0 3	41.9 4	11.29	11.2 9	
5. How do you rate the sequence of the units in the Course?	11.29	30.6 5	46.7 7	9.68	1.61	
6. How do you rate the offering of the electives in terms of their relevance to the specialization streams?	9.68	24.1 9	30.6 5	20.97	14.5 2	
7. How do you rate the relevance of the Text Books and reference books to the Courses?	11.29	17.7 4	35.4 8	24.19	11.2 9	
8. How do you rate the percentage of courses having LAB components?	11.29	20.9 7	33.8 7	16.13	17.7 4	
9. How do you rate the experiments in relation to the real life applications?	16.13	20.9 7	40.3 2	20.97	1.61	
10. How do you rate the allocation of the credits to the courses?	16.13	19.3 5	48.3 9	11.29	4.84	
<b>Average</b>	<b>13.87</b>	<b>25. 16</b>	<b>39. 36</b>	<b>15.32</b>	<b>8.0 7</b>	




## Student Feedback Analysis - School of Design -AY-2021-22 B.Des





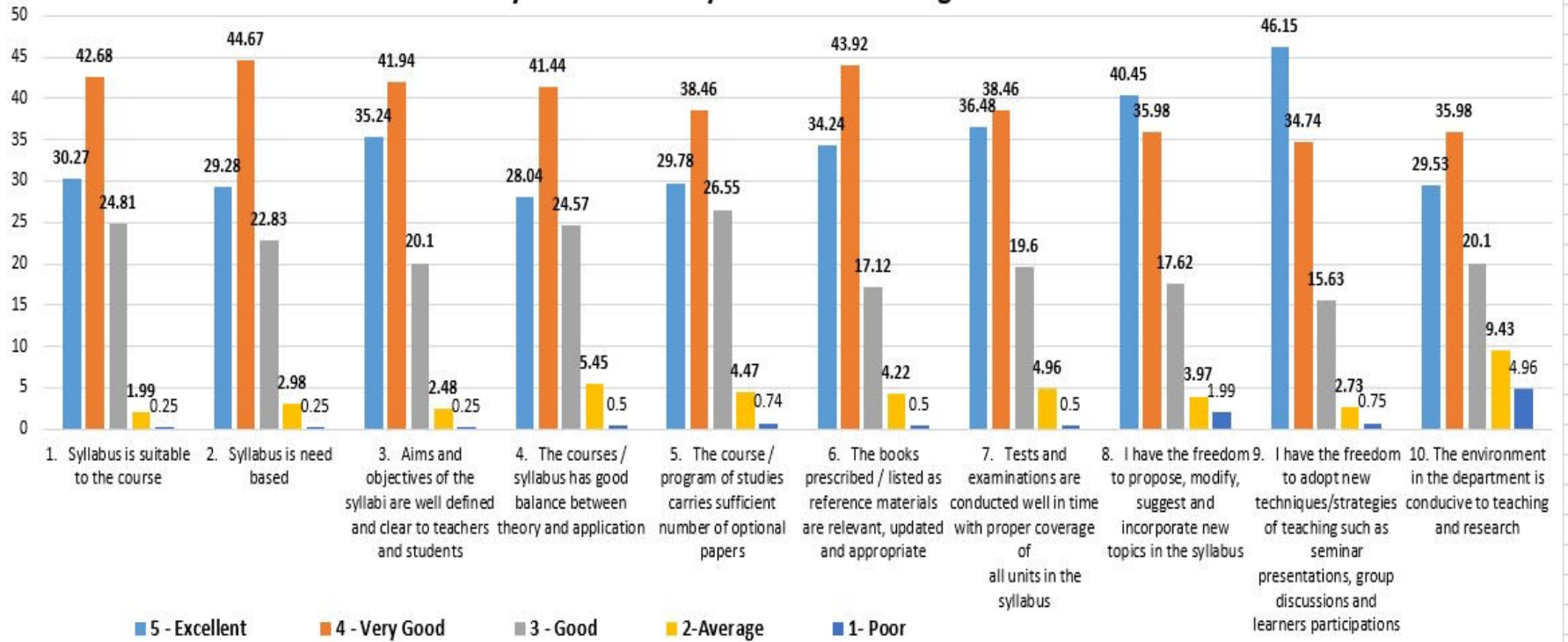
## Bachelor of Design

### FACULTY FEEDBACK ANALYSIS-AY-2021-22

Criteria	5 - Excell ent	4 - Ver y Goo d	3 - Goo d	2- Avera ge	1- Po or	Total Responde nts
1. Syllabus is suitable to the course	30.27	42.68	24.81	1.99	0.25	<b>21</b>
2. Syllabus is need based	29.28	44.67	22.83	2.98	0.25	
3. Aims and objectives of the syllabi are well defined and clear to teachers and students	35.24	41.94	20.1	2.48	0.25	
4. The courses / syllabus has good balance between theory and application	28.04	41.44	24.57	5.45	0.5	
5. The course / program of studies carries sufficient number of optional papers	29.78	38.46	26.55	4.47	0.74	
6. The books prescribed / listed as reference materials are relevant, updated and appropriate	34.24	43.92	17.12	4.22	0.5	
7. Tests and examinations are conducted well in time with proper coverage of all units in the syllabus	36.48	38.46	19.6	4.96	0.5	
8. I have the freedom to propose, modify, suggest and incorporate new topics in the syllabus	40.45	35.98	17.62	3.97	1.99	
9. I have the freedom to adopt new techniques/strategies of teaching such as seminar presentations, group discussions and learners participations	46.15	34.74	15.63	2.73	0.75	
10. The environment in the department is conducive to teaching and research	29.53	35.98	20.1	9.43	4.96	
<b>Average</b>	<b>33.95</b>	<b>39.83</b>	<b>20.89</b>	<b>4.27</b>	<b>1.07</b>	



### Faculty Feedback Analysis - School of Design -AY-2021-22 B.Des









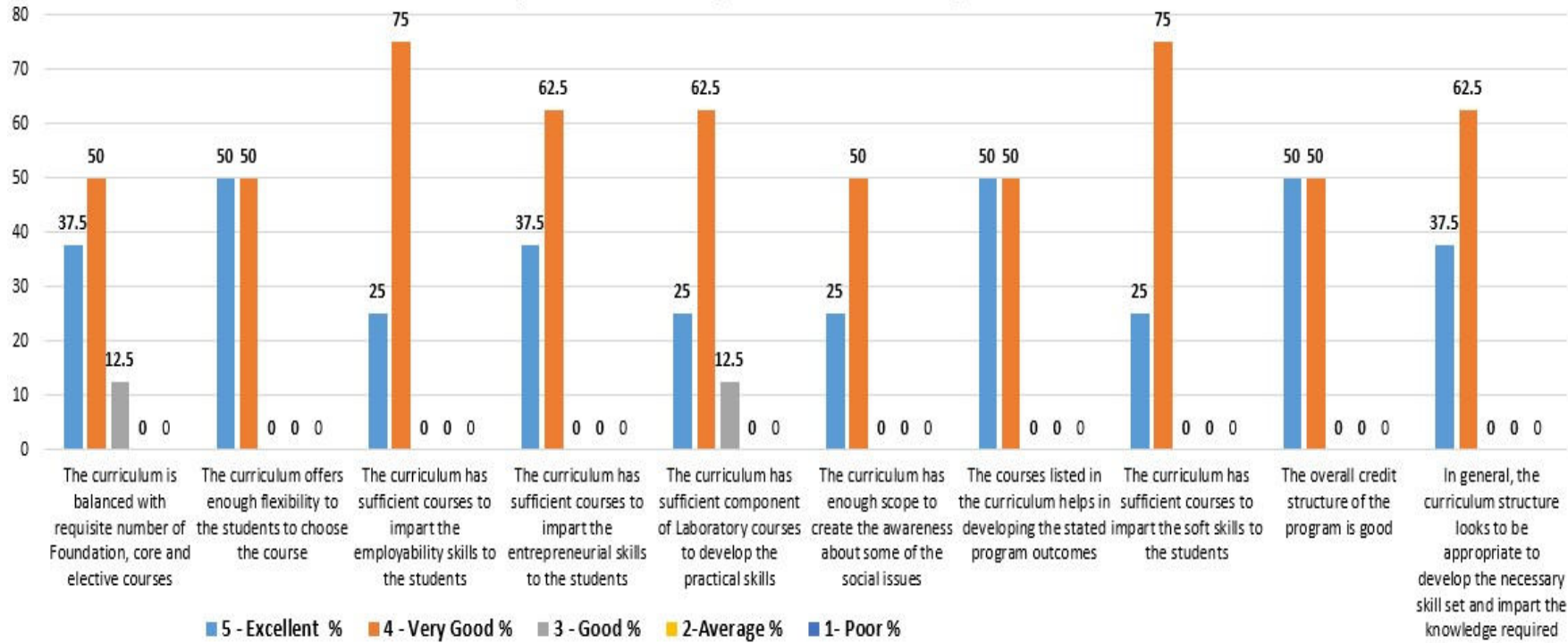
## Bachelor of Design

### INDUSTRY FEEDBACK ANALYSIS-AY-2021-22

Criteria	5 - Excellent %	4 - Very Good %	3 - Good %	2- Average %	1- Poor %	Total Respondents
The curriculum is balanced with requisite number of Foundation, core and elective courses	37.5	50	12.5	0	0	6
The curriculum offers enough flexibility to the students to choose the course	50	50	0	0	0	
The curriculum has sufficient courses to impart the employability skills to the students	25	75	0	0	0	
The curriculum has sufficient courses to impart the entrepreneurial skills to the students	37.5	62.5	0	0	0	
The curriculum has sufficient component of Laboratory courses to develop the practical skills	25	62.5	12.5	0	0	
The curriculum has enough scope to create the awareness about some of the social issues	25	50	0	0	0	
The courses listed in the curriculum helps in developing the stated program outcomes	50	50	0	0	0	
The curriculum has sufficient courses to impart the soft skills to the students	25	75	0	0	0	
The overall credit structure of the program is good	50	50	0	0	0	
In general, the curriculum structure looks to be appropriate to develop the necessary skill set and impart the knowledge required for a Professional	37.5	62.5	0	0	0	
<b>Average</b>	<b>36.25</b>	<b>58.75</b>	<b>4.17</b>	<b>0.00</b>	<b>0.00</b>	




### Industry Feedback Analysis - School of Design -AY-2021-22 B.Des



## MultiMedia

### STUDENT FEEDBACK ANALYSIS -AY-2021-22

Criteria	5 - Excell ent	4 - Ver y Goo d	3 - Goo d	2- Avera ge	1- Po or	Total Respond ents
1. How do you rate the syllabus of the courses that you have studied?	30.27	42.68	24.81	1.99	0.25	9
2. Course Applicability /relevance to real life situations (Employability)	29.28	44.67	22.83	2.98	0.25	
3. Learning value in terms of skills, concepts, knowledge and analytical abilities	35.24	41.94	20.1	2.48	0.24	
4. How do you rate the sequence of the Courses that you have studied in the previous semester?	28.04	41.44	24.57	5.46	0.5	
5. How do you rate the sequence of the units in the Course?	29.78	38.46	26.55	4.47	0.74	
6. How do you rate the offering of the electives in terms of their relevance to the specialization streams?	34.24	43.92	17.12	4.22	0.5	
7. How do you rate the relevance of the Text Books and reference books to the Courses?	36.48	38.46	19.6	4.96	0.5	
8. How do you rate the percentage of courses having LAB components?	40.45	35.98	17.62	3.97	1.99	
9. How do you rate the experiments in relation to the real life applications?	46.15	34.74	15.63	2.73	0.74	
10. How do you rate the allocation of the credits to the courses?	29.53	35.98	20.1	9.43	4.96	
<b>Average</b>	<b>33.95</b>	<b>39.83</b>	<b>20.89</b>	<b>4.27</b>	<b>1.07</b>	



### Student Feedback Analysis - School of Design -AY-2021-22 B.Sc MM

