

## SCHOOL OF ENGINEERING

### DEPARTMENT OF PETROLEUM ENGINEERING

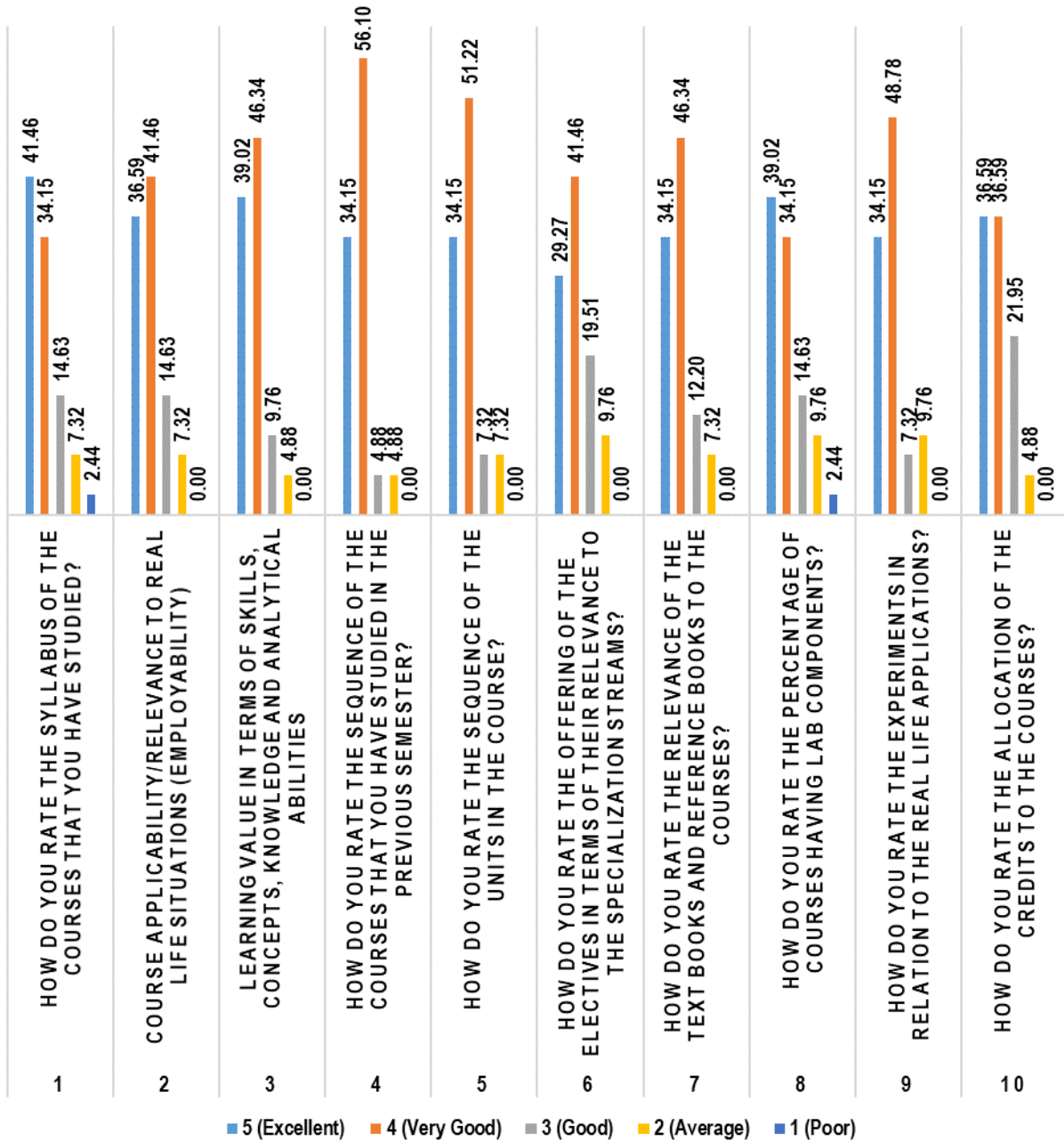
### Feedback on Curriculum 2020-2021: Analysis

(Feedback Analysis and Action Taken are presented and approved in the 11<sup>th</sup> Meeting of BoS held on 5<sup>th</sup> September, 2020)

#### Student Feedback on Curriculum: Response Summary

Sl. No.	Questions	No. of Respondents with their Responses					Total Respondents
		5 (Excellent)	4 (Very Good)	3 (Good)	2 (Average)	1 (Poor)	
1	How do you rate the syllabus of the courses that you have studied?	41.46	34.15	14.63	7.32	2.44	41
2	Course Applicability /relevance to real life situations (Employability)	36.59	41.46	14.63	7.32	0.00	
3	Learning value in terms of skills, concepts, knowledge and analytical abilities	39.02	46.34	9.76	4.88	0.00	
4	How do you rate the sequence of the Courses that you have studied in the previous semester?	34.15	56.10	4.88	4.88	0.00	
5	How do you rate the sequence of the units in the Course?	34.15	51.22	7.32	7.32	0.00	
6	How do you rate the offering of the electives in terms of their relevance to the specialization streams?	29.27	41.46	19.51	9.76	0.00	
7	How do you rate the relevance of the Text Books and reference books to the Courses?	34.15	46.34	12.20	7.32	0.00	
8	How do you rate the percentage of courses having LAB components?	39.02	34.15	14.63	9.76	2.44	
9	How do you rate the experiments in relation to the real life applications?	34.15	48.78	7.32	9.76	0.00	
10	How do you rate the allocation of the credits to the courses?	36.59	36.59	21.95	4.88	0.00	
<b>Average Percentage of Respondents</b>		<b>35.85</b>	<b>43.66</b>	<b>12.68</b>	<b>7.32</b>	<b>0.49</b>	

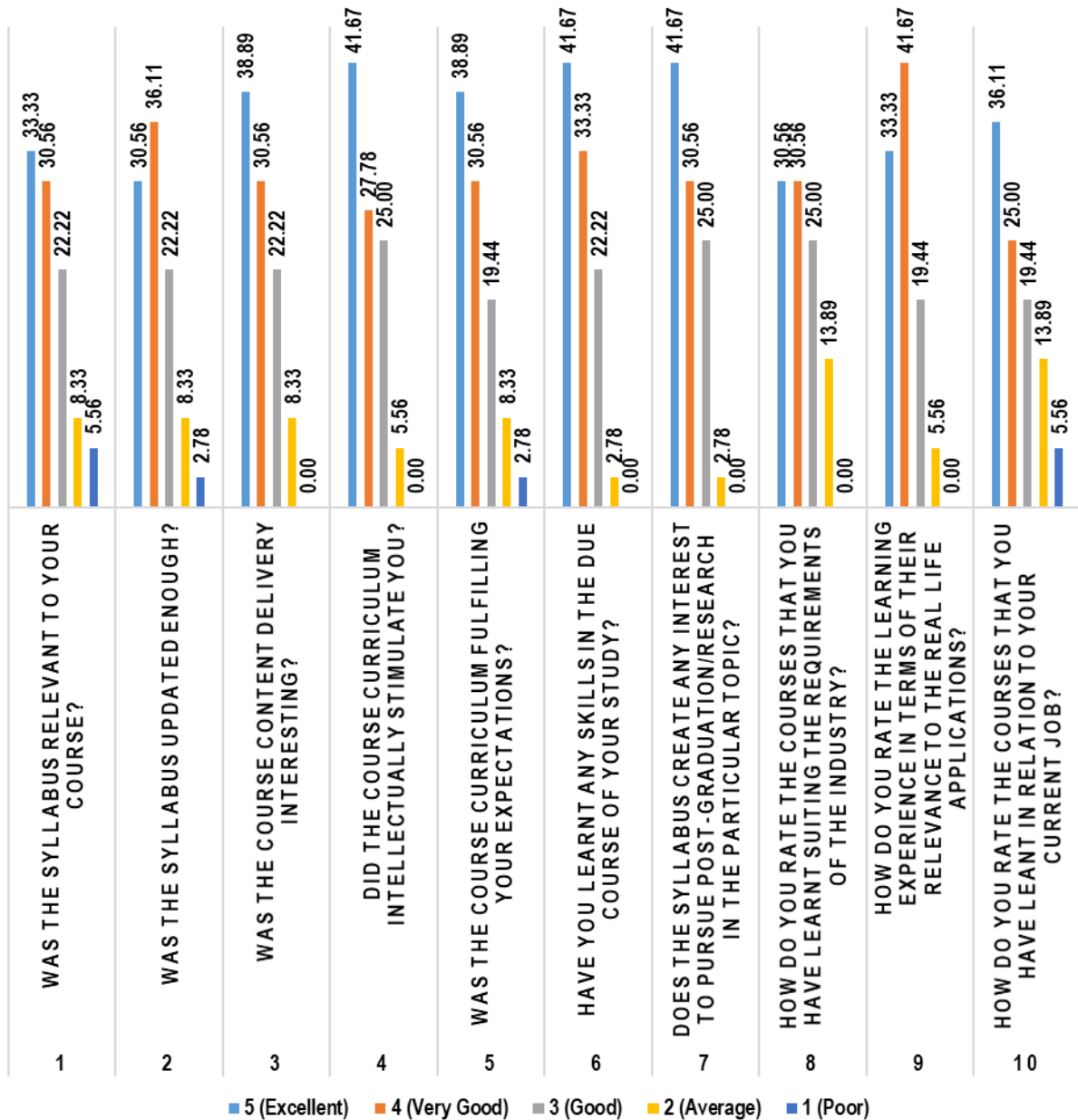
## Student Feedback on Curriculum: Feedback Analysis



## Alumni Feedback on Curriculum: Response Summary

Sl. No.	Questions	No. of Respondents with their Responses					Total Respondents
		5 (Excellent)	4 (Very Good)	3 (Good)	2 (Average)	1 (Poor)	
1	Was the syllabus relevant to your course?	33.33	30.56	22.22	8.33	5.56	36
2	Was the syllabus updated enough?	30.56	36.11	22.22	8.33	2.78	
3	Was the course content delivery interesting?	38.89	30.56	22.22	8.33	0.00	
4	Did the course curriculum intellectually stimulate you?	41.67	27.78	25.00	5.56	0.00	
5	Was the course curriculum fulfilling your expectations?	38.89	30.56	19.44	8.33	2.78	
6	Have you learnt any skills in the due course of your study?	41.67	33.33	22.22	2.78	0.00	
7	Does the syllabus create any interest to pursue post-graduation/research in the particular topic?	41.67	30.56	25.00	2.78	0.00	
8	How do you rate the courses that you have learnt suiting the requirements of the Industry?	30.56	30.56	25.00	13.89	0.00	
9	How do you rate the learning experience in terms of their relevance to the real life applications?	33.33	41.67	19.44	5.56	0.00	
10	How do you rate the courses that you have learnt in relation to your current job?	36.11	25.00	19.44	13.89	5.56	
	<b>Average Percentage of Respondents</b>	<b>48.89</b>	<b>42.22</b>	<b>29.63</b>	<b>10.37</b>	<b>2.22</b>	

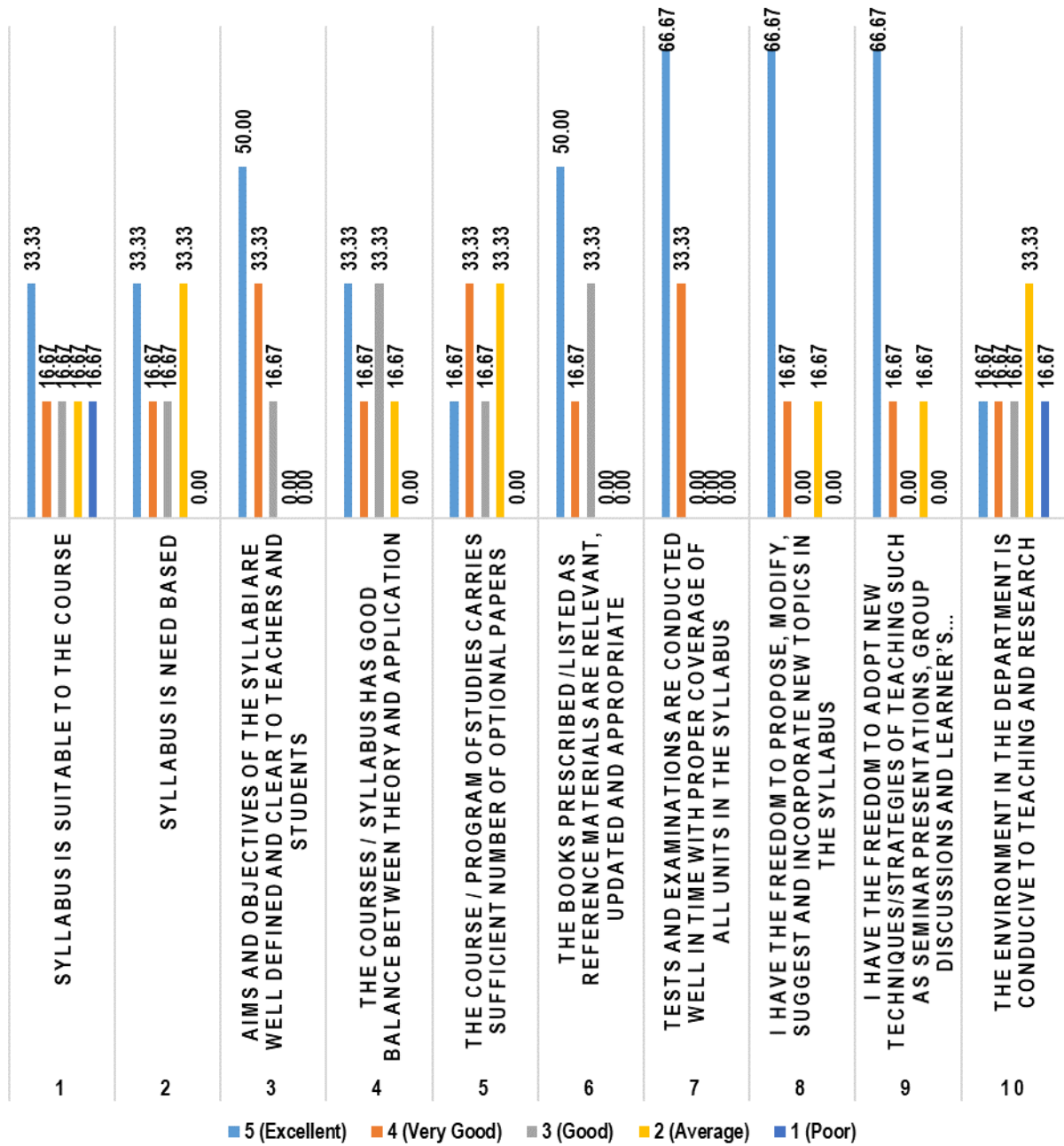
## Alumni Feedback on Curriculum: Feedback Analysis



## Faculty Feedback on Curriculum: Response Summary

Sl. No.	Questions	No. of Respondents with their Responses					Total Respondents
		5 (Excellent)	4 (Very Good)	3 (Good)	2 (Average)	1 (Poor)	
1	Syllabus is suitable to the course	33.33	16.67	16.67	16.67	16.67	6
2	Syllabus is need based	33.33	16.67	16.67	33.33	0.00	
3	Aims and objectives of the syllabi are well defined and clear to teachers and students	50.00	33.33	16.67	0.00	0.00	
4	The courses / syllabus has good balance between theory and application	33.33	16.67	33.33	16.67	0.00	
5	The course / program of studies carries sufficient number of optional papers	16.67	33.33	16.67	33.33	0.00	
6	The books prescribed / listed as reference materials are relevant, updated and appropriate	50.00	16.67	33.33	0.00	0.00	
7	Tests and examinations are conducted well in time with proper coverage of all units in the syllabus	66.67	33.33	0.00	0.00	0.00	
8	I have the freedom to propose, modify, suggest and incorporate new topics in the syllabus	66.67	16.67	0.00	16.67	0.00	
9	I have the freedom to adopt new techniques/strategies of teaching such as seminar presentations, group discussions and learner's participations	66.67	16.67	0.00	16.67	0.00	
10	The environment in the department is conducive to teaching and research	16.67	16.67	16.67	33.33	16.67	
	<b>Average Percentage of Respondents</b>	<b>43.33</b>	<b>21.67</b>	<b>15.00</b>	<b>16.67</b>	<b>3.33</b>	

## Faculty Feedback on Curriculum: Feedback Analysis



## Employer Feedback on Curriculum: Response Summary

Sl. No.	Questions	No. of Respondents with their Responses					Total Respondents
		5 (Excellent)	4 (Very Good)	3 (Good)	2 (Average)	1 (Poor)	
1	Adequacy of the Core Courses	26.67	20.00	33.33	13.33	6.67	15
2	Practical Content in the Curriculum	26.67	20.00	33.33	13.33	6.67	
3	Fulfilment of needs	46.67	40.00	6.67	6.67	0.00	
4	Clear idea about the purpose of the Course	46.67	26.67	13.33	13.33	0.00	
5	Curriculum proved useful at workplace	53.33	33.33	13.33	0.00	0.00	
6	Was the Curriculum followed by the Employee relevant to Employability	40.00	26.67	20.00	13.33	0.00	
7	Was the Curriculum helps at improving Students performance with respect to general communication	33.33	33.33	20.00	13.33	0.00	
8	Was the Curriculum helps at improving Students performance with respect to their planning and organization skills	46.67	20.00	26.67	6.67	0.00	
9	Was the Curriculum helps at improving Students performance with respect to developing practical solutions to work place problems	40.00	26.67	26.67	6.67	0.00	
10	Was the Curriculum helps in building Entrepreneurial motives which helps the Students for starting their ventures	26.67	13.33	33.33	20.00	6.67	
<b>Average Percentage of Respondents</b>		<b>38.67</b>	<b>26.00</b>	<b>22.67</b>	<b>10.67</b>	<b>2.00</b>	



## Employer Feedback on Curriculum: Feedback Analysis

