



KARNATAKA STATE UNIVERSITIES RATING FRAMEWORK



DETAILED PERFORMANCE & ANALYTICAL REPORT 2019



CONTENTS

Introduction	3
Comprehensive Star Ratings	4
Definition	5

Established Universities

Manipal Academy of Higher Education, Manipal	6-19
KLE university	20-33
Kuvempu University	34-47
Karnatak University	48-61
VTU	62-75
Mangalore University	76-89
Bangalore University	90-103
Gulbarga University	104-117
University of Mysore	118-131
Sri Devaraj Urs Academy of Higher Education and Research	132-145
Tumkur University	146-159

Young Universities

Jagadguru Sri Shivarathreeswara University, Mysuru	160-173
Jain University	174-187
NITTE University	188-201
Yenepoya University	202-215
Christ University	216-229
BLDE University	230-243
Vijayanagara Sri Krishnadevaraya University	244-257
Alliance University	258-271
Sri Siddhartha Academy of Higher Education	272-285
Rani Chenamma University	286-299
Davangere University	300-313

New Universities

PES University	314-327
MS Ramaiah University	328-341
Reva University	342-355
Dayananda Sagar University	356-369
KLE Technological university	370-383
Presidency University	384-397
JSS S & T University	398-411
Rai University	412-425

Specialist Universities

University of Agricultural Sciences Dharwad	426-439
University of Agricultural Sciences Bengaluru	440-453
Karnataka Veterinary Animal and Fisheries Sciences Uni	454-467
SVYASA	468-481
University of Agriculture and Horticultural Uni, Shivamogga	482-495
Karnataka State Law University, Hubli	496-509
University of Horticultural Sciences, Bagalkot	510-523
University of Agricultural Sciences Raichur	524-537
Karnataka State Women's University	538-551
Kannada University	552-565
Karnataka State G. H. University of Music & Performing Arts, Mysuru	566-579
Karnataka Sanskrit University, Bengaluru	580-593
Karnataka Folklore University	594-607
Branding	608

Sanne
REGISTRAR
PRESIDENCY UNIVERSITY
BANGALORE

INTRODUCTION

Indian Higher Education, with over 900 Universities and over 50,000 colleges has significantly contributed to making India a modern vibrant nation and a thriving economic power house. During the last 2 decades, the exponential growth has opened vast opportunities to Indian graduates. The three pillars of access, equity and excellence has been the hallmark of policy making and strategic thinking by the Government. With an increase in number, comes the challenge of quality and thus, today, the Government has laid greater thrust and importance on improving quality at all levels by initiating a series of reforms and programmes.

Globally, institutional audits, assessments, accreditation, ratings and rankings have become the cornerstone of academic rigor and quality. Stakeholders are taking note and action. Governments are directing their funding towards better performing institutions and institutions are proactively benchmarking themselves to enable an improved performance year after year.

On 17th June 2014, a delegation led by Mr Mohandas Pai impressed upon Prime Minister Narendra Modi the importance of replicating the much successful 'Karnataka State Universities Rating Framework' to a National level. This led to the birth of the National Institutional Ranking Framework (NIRF), a comprehensive assessment of Universities and Colleges by MHRD, Govt. of India. Several State Governments including Gujarat, Maharashtra, Tamil Nadu etc. are now replicating the 'Karnataka Model' and are initiating independent third-party assessments of institutions within their State with a view to identify their strengths and weaknesses and initiate steps for improvements. This is a welcome move and Karnataka prides upon the fact that it led to this massive transformation in the country.

The Karnataka State Higher Education Council (KSHEC), Department of Higher Education, Government of Karnataka and 'ICARE Ratings', the Research & Analytics Division of the Indian Centre for Academic Rankings & Excellence are pleased to jointly present the 2018-19 report of the Karnataka State Universities Rating Framework (KSURF), a comprehensive, unbiased, transparent and an independent third-party assessment of all the State, Private & Deemed Universities in the State of Karnataka.


In line with Prime Minister's vision of creating world-class universities in India, Government of Karnataka, through KSURF, aims to assess and identify the strengths and weaknesses of the universities in the State, and help them improve on their deficiencies. An annual exercise, the Higher Education Council has carefully chosen regionally-relevant yet globally-flavored parameters such as Research Excellence, Innovation, Teaching Excellence, Employability, Infrastructure and Inclusiveness & Social Impact. The framework consists of 5 broad parameters and 24 indicators. As a pioneering step, KSURF employs a 100% objective, data-based approach while eliminating the much debated subjective parameter of 'Perception'. It has been studied and observed that institutions that are large, historic and present in major cities receive better scores in reputation surveys and thus they achieve an undue advantage over others.

For an unbiased and accurate assessment, Universities are divided into four categories based on their year of inception and type – New University (0-5 years), Young University (5-10 years), Established University (10+ years) and Specialist University (specializes in ONE core discipline such as Music, Agriculture, Horticulture, Folklore, Kannada Language, etc.) The weights and benchmarks for the parameters vary upon the type of University; eg. a Music University will not be penalized for a poor performance in Research.


At the end of the audit process, universities are awarded Stars for their overall performance and within 5 different parameters, where 5 Star stands for Excellent & Top Rated University, 4 Stars for Very Good University with Potential to Grow Higher, 3 Star for Good Quality University; 2 Stars for Average Quality and 1 Star for universities that needs improvement and immediate intervention by the Government.

Unlike several indigenous and global rankings that usually provide universities with a single number or score with very little data on performance, KSURF, is providing each University a detailed & exhaustive analytical report that senior leaders can use to draw up strategic plans to build on areas of strength and improve weak areas with an aim to achieve excellence regionally, nationally & globally.


The larger intention of the KSURF Ratings is to serve as a tool that empowers students to make more informed choices about the study options available to them. Besides, it will provide the State Government a valuable tool to promote higher standards and encourage long-term strategies for social and economic development in the Indian higher education sector.




Prof. Dr SA KORI
Executive Director
Karnataka State Higher Education Council



Dr Karthick Sridhar
Convener
ICARE Ratings



Shri SV Ranganath
Vice Chairman
Karnataka State Higher Education Council



COMPREHENSIVE STAR RATINGS

S. NO.	NAME OF THE UNIVERSITY	SCORE (OUT OF 1000)	CGPA (OUT OF 5)	STARS (OUT OF 5)
ESTABLISHED UNIVERSITIES (10+ YEARS)				
1	Manipal Academy of Higher Education, Manipal	841	4.43	★★★★★
2	KLE university	745	3.92	★★★★★
3	Kuvempu University	718	3.78	★★★★★
4	Karnatak University	652	3.43	★★★★★
5	VTU	632	3.33	★★★★★
6	Mangalore University	612	3.22	★★★★★
7	Bangalore University	610	3.21	★★★★★
8	Gulbarga University	587	3.09	★★★★★
9	University of Mysore	584	3.07	★★★★★
10	Sri Devaraj Urs Academy of Higher Education and Research	537	2.83	★★★★
11	Tumkur University	478	2.52	★★★
YOUNG UNIVERSITIES (5-10 YEARS)				
1	Jagadguru Sri Shivarathreeswara University, Mysuru	847	4.46	★★★★★
2	Jain University	789	4.15	★★★★★
3	NITTE University	754	3.97	★★★★★
4	Yenepoya University	743	3.91	★★★★★
5	Christ University	706	3.72	★★★★★
6	BLDE University	651	3.43	★★★★★
7	Vijayanagara Sri Krishnadevaraya University	624	3.28	★★★★★
8	Alliance University	595	3.13	★★★★★
9	Sri Siddhartha Academy of Higher Education	518	2.73	★★★★
10	Rani Chenamma University	490	2.58	★★★
11	Davangere University	429	2.26	★★★
NEW UNIVERSITIES (Under 5 Years)				
1	PES University	789	4.15	★★★★★
2	MS Ramaiah University	768	4.04	★★★★★
3	Reva University	718	3.78	★★★★★
4	Dayananda Sagar University	636	3.35	★★★★★
5	KLE Technological university	601	3.16	★★★★★
6	Presidency University	513	2.7	★★★
7	JSS S & T University	419	2.21	★★★
8	Rai University	384	2.02	★★★
SPECIALIST UNIVERSITIES				
1	University of Agricultural Sciences Dharwad	882	4.64	★★★★★
2	University of Agricultural Sciences Bengaluru	832	4.38	★★★★★
3	Karnataka Veterinary Animal and Fisheries Sciences University	782	4.12	★★★★★
4	SVYASA	754	3.97	★★★★★
5	University of Agriculture and Horticultural University, Shivamogga	734	3.86	★★★★★
6	Karnataka State Law University, Hubli	708	3.73	★★★★★
7	University of Horticultural Sciences, Bagalkot	702	3.69	★★★★★
8	University of Agricultural Sciences Raichur	692	3.64	★★★★★
9	Karnataka State Women's University	602	3.17	★★★★★
10	Kannada University	547	2.88	★★★
11	Karnataka State G. H. University of Music & Performing Arts, Mysuru	541	2.85	★★★
12	Karnataka Sanskrit University, Bengaluru	539	2.84	★★★
13	Karnataka Folklore University	465	2.45	★★★

REGISTRAR
PRESIDENCY UNIVERSITY
BANGALORE

KSURF FRAMEWORK

PILLAR	PARAMETER	INDICATOR
Knowledge Creation	Research Excellence	Publications per Faculty
		Citations Per Publication
		Improvement in Research Productivity
		H-Index
	Innovation	Patents Published
		Patents granted
		Spin off companies
		Industrial Research MOU
Knowledge Dissemination	Teaching Excellence & Employability	Faculty Student Ratio
		Faculty with PhD
		Accreditation
		International MOU
		Average Faculty Experience
		MOOC's / Online Education Availability
		Campus Placement
	Infrastructure	Library
		Laboratory, Equipment and Practical Education
		Sports & Extracurricular Activities
Social Inclusion	Inclusiveness & Social Impact	Inclusion of Socially Under Privileged Student
		Inclusion of Socially Under Privileged Faculty
		Social and Development Responsibilities
		Scholarships & Bursaries
		Diversity Domestic
		Diversity International

DEFINITIONS

RESEARCH EXCELLENCE

Publications per Faculty:

Research papers (Scopus, Web of Science, Indian Citation Index, IEEE, PubMed and Google Scholar) per faculty member in the last 5 years

Citations per Publication:

Citations per publications (Scopus, Web of Science, Indian Citation Index, IEEE and Google Scholar) in the last 5 years.

Improvement in Research Productivity:

Average Percentage Increase of Papers in the last 5 years (estimated on pro-rata basis)

H-Index:

Index measuring the productivity and citation impact of university publications

INNOVATION

Patents Published:

Number of patents published in the past 5 years as per Indian Patent Office Database, US Patents

Patents Granted:

Number of patents granted in the past 5 years as per Indian Patent Office Database, US Patents

Spin off companies:

Companies either Incubated in the Campus OR started by the Students / Alumni with the help of the University in the last 5 years

Industrial Research MOU:

MOUs with the Industry which would ideally result in Joint Research

TEACHING EXCELLENCE

Faculty Student Ratio:

The ratio of faculty to students

Faculty with PhD:

Proportion of faculty with PhD

Accreditation:

Programs accredited by internationally or domestically recognized and applicable standards

International MOU:

MOUs with Universities outside the country. Implies Internationalization & Diversity of the Institution

Average Faculty Experience:

A combination of Industry & Teaching Experience of faculty

MOOC'S/Online Education Availability:

Availability of online tools such as course material/courses online

Campus Placement:

Percentage of Students employed in organizations in the last year

INFRASTRUCTURE

Library:

Average Annual Expenditure over the last 5 years in Purchase of Books, Subscription of Journals, E-Journals etc.

Laboratory, Equipment and Practical Education:

Average Annual Expenditure over the last 5 years in Creation, Maintenance & Addition of Lab & Lab Equipment

Sports & Extracurricular Activities:

Average Annual Expenditure over the last 5 years in purchase and maintenance of sports & extra curricular equipment and training as well as organization and execution of events such as sports day, cultural day

SOCIAL IMPACT

Inclusion of Socially Under Privileged Student:

Average Percentage of Students from Socially Backward Categories

Inclusion of Socially Under Privileged Faculty:

Average Percentage of Faculty from Socially Backward Categories

Social and Development Responsibilities:

Presence, support and effectiveness of social and developmental program –including promotion of gender, region, environment preservation

Scholarships & Bursaries:

Financial Support for the Economically Weak & Scholarships for the Academically Qualified | Average Annual Expenditure in 5 years

Diversity Domestic:

Proportion of students from outside the state

Diversity International:

Proportion of students from outside the country

Srinu
REGISTRAR
PRESIDENCY UNIVERSITY
BANGALORE