



PRESIDENCY UNIVERSITY

Presidency University Act, 2013 of the Karnataka Act No. 41 of 2013 | Established under Section 2(f) of UGC Act, 1956
Approved by AICTE, New Delhi





STUDENTS FEEDBACK ON CURRICULUM, 2019-20


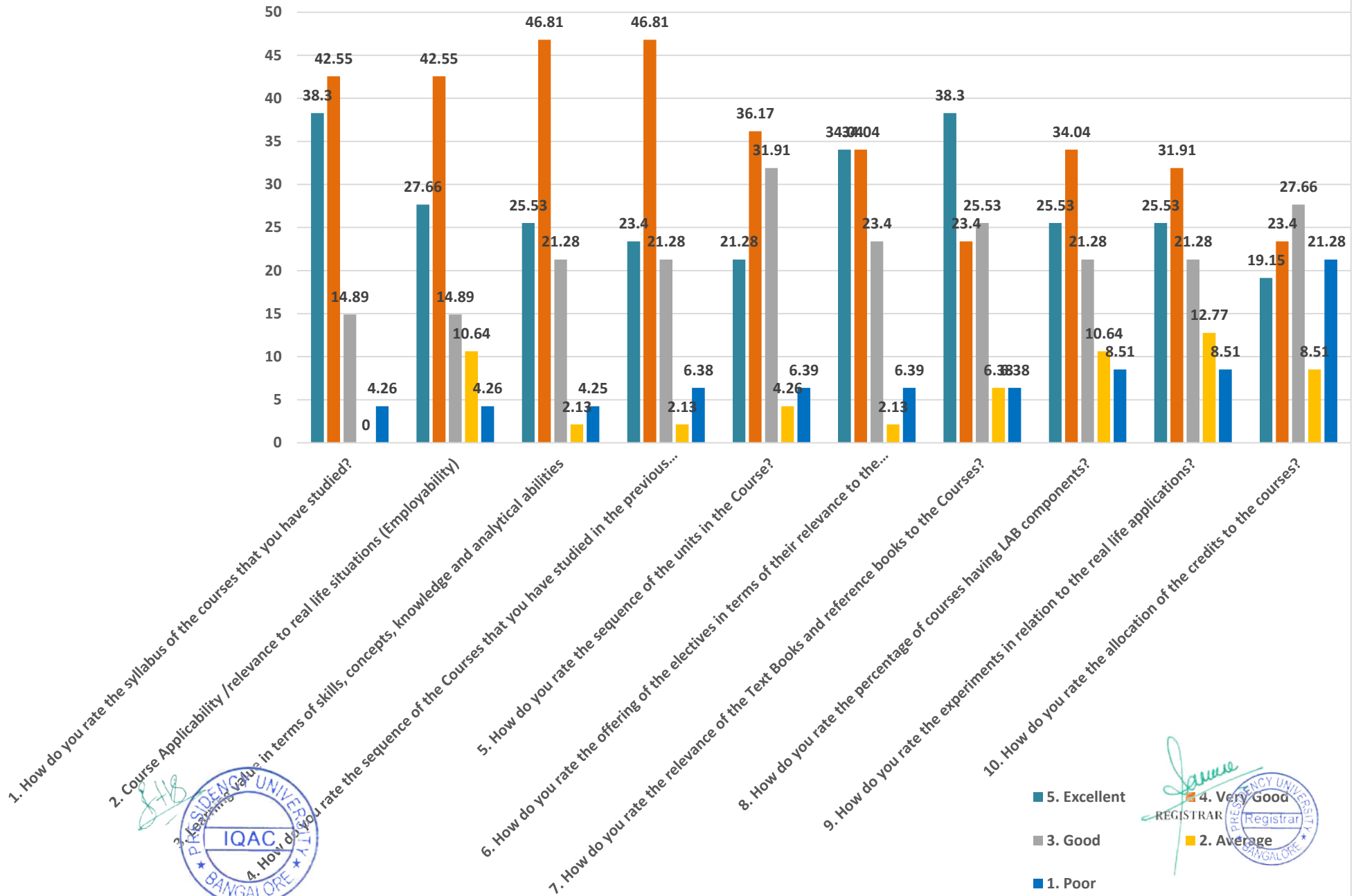
Course: B. Tech

Department: Mechanical Engineering

Sl. No.	Questions	5. Excellent (%)	4. Very Good (%)	3. Good (%)	2. Average (%)	1. Poor (%)
1.	How do you rate the syllabus of the courses that you have studied?	38.30	42.55	14.89	0.00	4.26
2.	Course Applicability /relevance to real life situations (Employability)	27.66	42.55	14.89	10.64	4.26
3.	Learning value in terms of skills, concepts, knowledge and analytical abilities	25.53	46.81	21.28	2.13	4.25
4.	How do you rate the sequence of the Courses that you have studied in the previous semester?	23.40	46.81	21.28	2.13	6.38
5.	How do you rate the sequence of the units in the Course?	21.28	36.17	31.91	4.26	6.38
6.	How do you rate the offering of the electives in terms of their relevance to the specialization streams?	34.04	34.04	23.40	2.13	6.39
7.	How do you rate the relevance of the Text Books and reference books to the Courses?	38.30	23.40	25.53	6.38	6.39
8.	How do you rate the percentage of courses having LAB components?	25.53	34.04	21.28	10.64	8.51
9.	How do you rate the experiments in relation to the real life applications?	25.53	31.91	21.28	12.77	8.51
10.	How do you rate the allocation of the credits to the courses?	19.15	23.40	27.66	8.51	21.28
Average		27.872	36.168	22.34	5.959	7.661



Students Feedback Analysis - Mechanical Engineering Department





PRESIDENCY UNIVERSITY

Presidency University Act, 2013 of the Karnataka Act No. 41 of 2013 | Established under Section 2(f) of UGC Act, 1956
Approved by AICTE, New Delhi




FACULTY FEEDBACK ON CURRICULUM, 2019-20


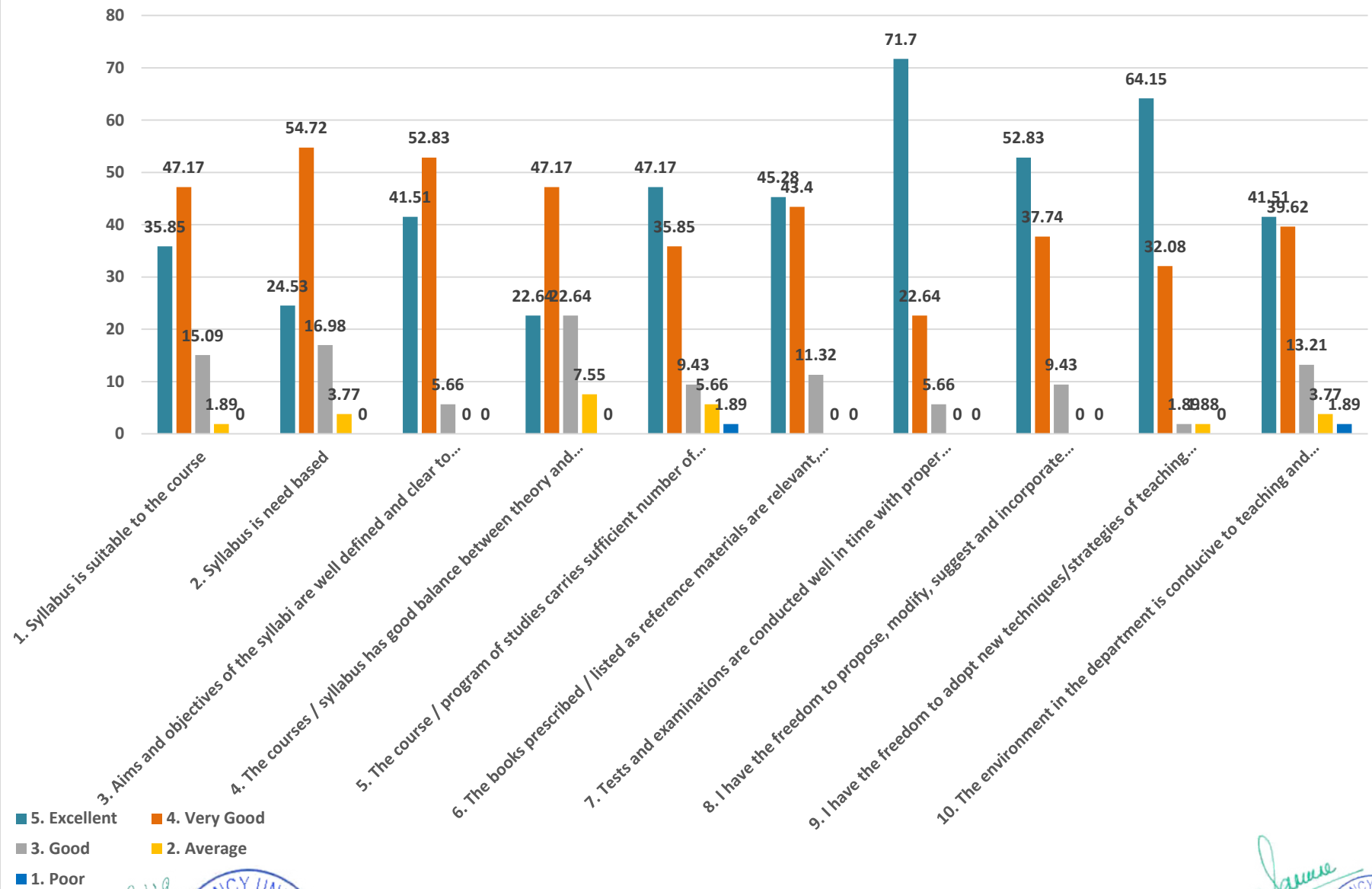
Course: B. Tech

Department: Mechanical Engineering

Sl. No.	Questions	5. Excellent (%)	4. Very Good (%)	3. Good (%)	2. Average (%)	1. Poor (%)
1	Syllabus is suitable to the course	35.85	47.17	15.09	1.89	0
2	Syllabus is need based	24.53	54.72	16.98	3.77	0
3	Aims and objectives of the syllabi are well defined and clear to teachers and students	41.51	52.83	5.66	0	0
4	The courses / syllabus has good balance between theory and application	22.64	47.17	22.64	7.55	0
5	The course / program of studies carries sufficient number of optional papers	47.17	35.85	9.43	5.66	1.89
6	The books prescribed / listed as reference materials are relevant, updated and appropriate	45.28	43.4	11.32	0	0
7	Tests and examinations are conducted well in time with proper coverage of all units in the syllabus	71.7	22.64	5.66	0	0
8	I have the freedom to propose, modify, suggest and incorporate new topics in the syllabus	52.83	37.74	9.43	0	0
9	I have the freedom to adopt new techniques/strategies of teaching such as seminar presentations, group discussions and learner's participations	64.15	32.08	1.89	1.88	0
10.	The environment in the department is conducive to teaching and research	41.51	39.62	13.21	3.77	1.89
Average		44.717	41.322	11.131	2.452	0.378



Faculty Feedback Analysis - Mechanical Engineering Department





PRESIDENCY UNIVERSITY

Presidency University Act, 2013 of the Karnataka Act No. 41 of 2013 | Established under Section 2(f) of UGC Act, 1956
Approved by AICTE, New Delhi



ALUMNI FEEDBACK ON CURRICULUM, 2019-20

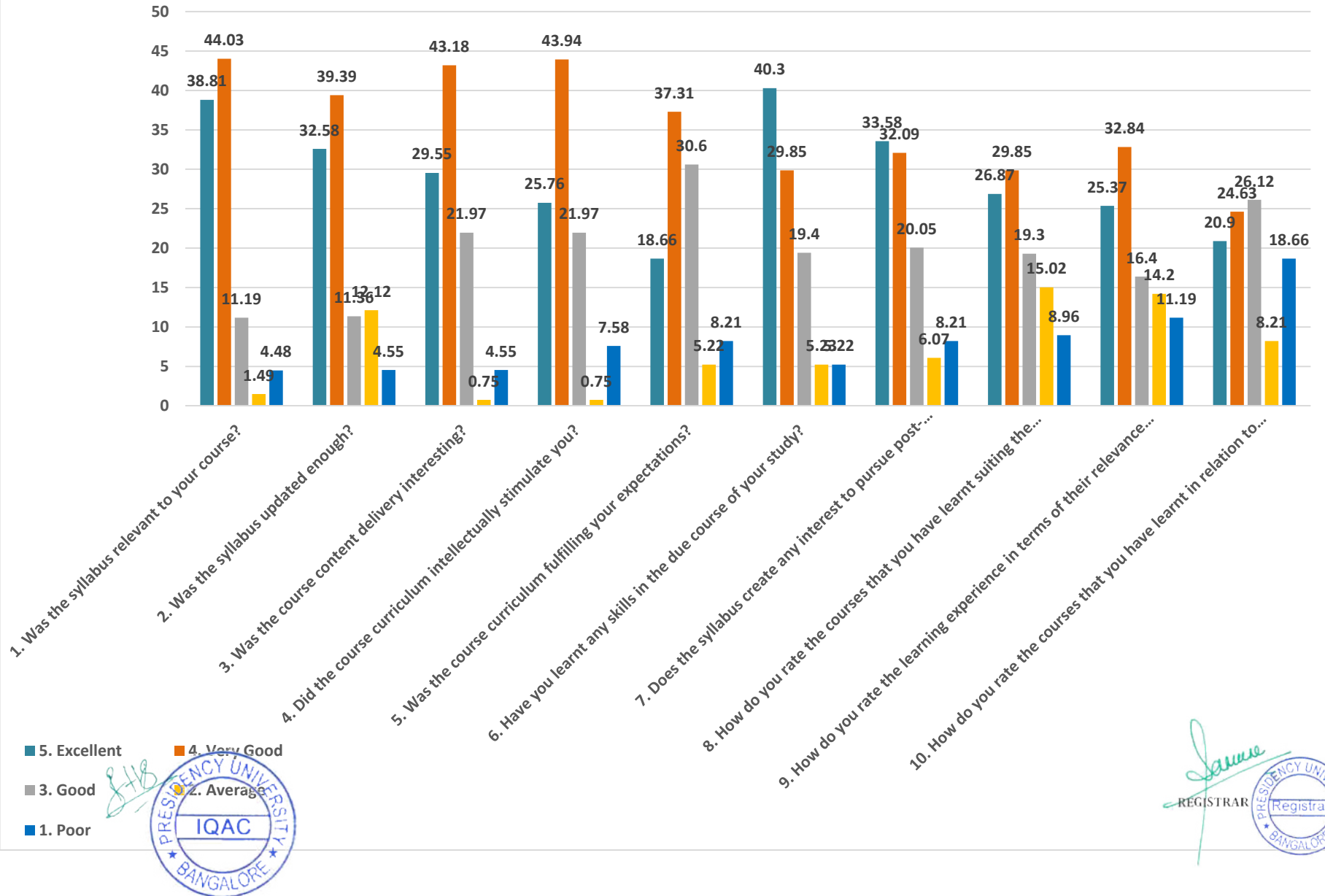
Course: B. Tech

Department: Mechanical Engineering

Sl. No.	Questions	5. Excellent (%)	4. Very Good (%)	3. Good (%)	2. Average (%)	1. Poor (%)
1.	Was the syllabus relevant to your course?	38.81	44.03	11.19	1.49	4.48
2.	Was the syllabus updated enough?	32.58	39.39	11.36	12.12	4.55
3.	Was the course content delivery interesting?	29.55	43.18	21.97	0.75	4.55
4.	Did the course curriculum intellectually stimulate you?	25.76	43.94	21.97	0.75	7.58
5.	Was the course curriculum fulfilling your expectations?	18.66	37.31	30.60	5.22	8.21
6.	Have you learnt any skills in the due course of your study?	40.30	29.85	19.40	5.23	5.22
7.	Does the syllabus create any interest to pursue post-graduation/research in the particular topic?	33.58	32.09	20.15	6.07	8.21
8.	How do you rate the courses that you have learnt suiting the requirements of the Industry?	26.87	29.85	19.40	15.02	8.96
9.	How do you rate the learning experience in terms of their relevance to the real life applications?	25.37	32.84	16.42	14.2	11.19
10.	How do you rate the courses that you have learnt in relation to your current job?	20.90	24.63	26.12	8.21	18.66
Average		29.238	35.711	19.836	6.906	8.161



Alumni Feedback Analysis - Mechanical Engineering Department





PRESIDENCY UNIVERSITY

Presidency University Act, 2013 of the Karnataka Act No. 41 of 2013 | Established under Section 2(f) of UGC Act, 1956
Approved by AICTE, New Delhi




EMPLOYER FEEDBACK ON CURRICULUM, 2019-20

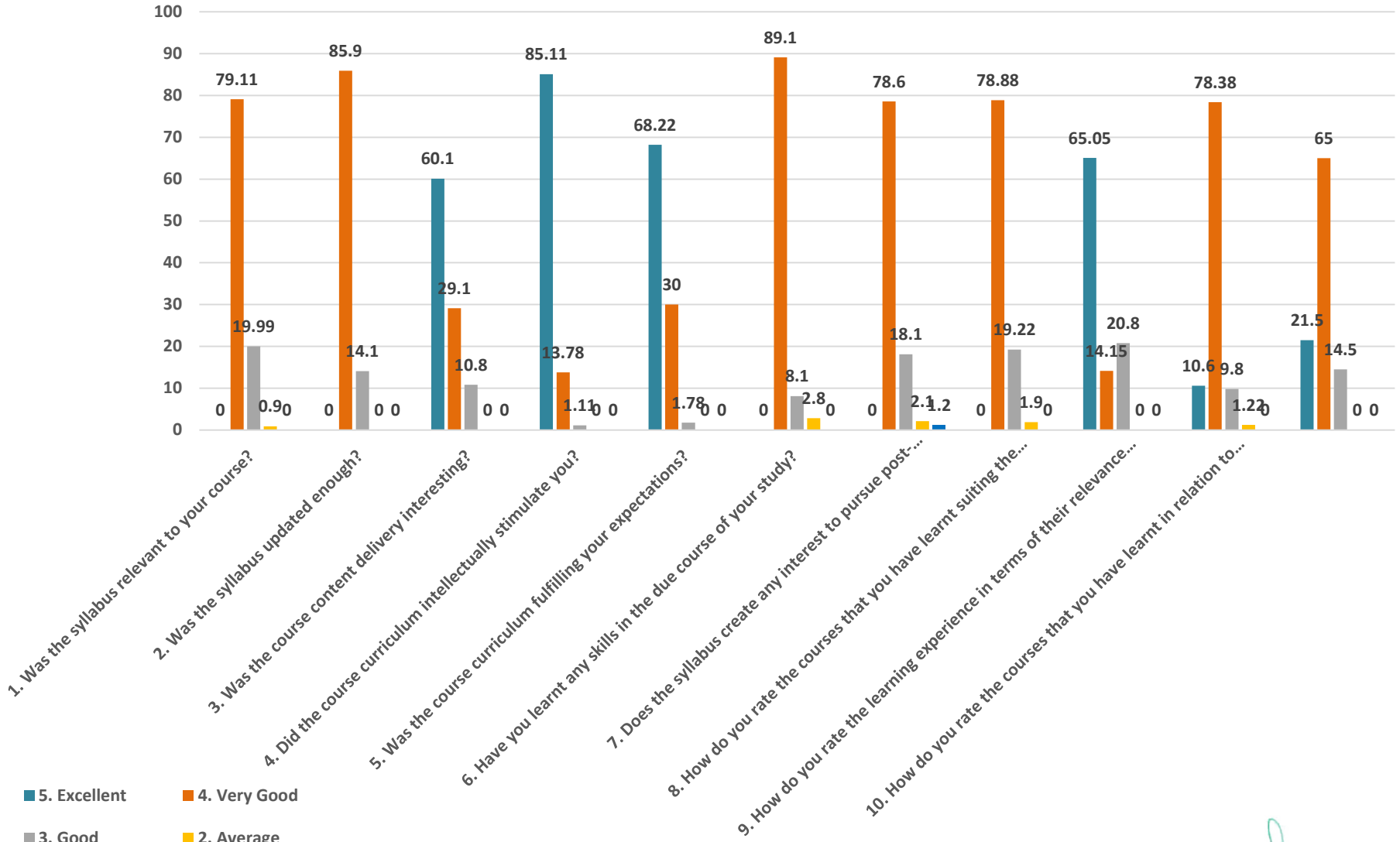
Course: B. Tech

Department: Mechanical Engineering

Sl. No.	Questions	5. Excellent (%)	4. Very Good (%)	3. Good (%)	2. Average (%)	1. Poor (%)
1.	The curriculum is balanced with requisite number of Foundation, core and elective courses	0	79.11	19.99	0.9	0
2.	The curriculum offers enough flexibility to the students to choose the course	0	85.9	14.1	0	0
3.	The curriculum has sufficient courses to impart the employability skills to the students	60.1	29.1	10.8	0	0
4.	The curriculum has sufficient courses to impart the entrepreneurial skills to the students	85.11	13.78	1.11	0	0
5.	The curriculum has sufficient component of Laboratory courses to develop the practical skills in the students	68.22	30	1.78	0	0
6.	The curriculum has enough scope to create the awareness about some of the social issues	0	89.1	8.1	2.8	0
7.	The courses listed in the curriculum helps in developing the stated program outcomes	0	78.6	18.1	2.1	1.2
8.	The curriculum has sufficient courses to impart the soft skills to the students	0	78.88	19.22	1.9	0
9.	The overall credit structure of the program is good	65.05	14.15	20.8	0	0
10.	In general, the curriculum structure looks to be appropriate to develop the necessary skill set and impart the knowledge required for a professional	10.6	78.38	9.8	1.22	0
Average		28.23	58.36	12.57	0.81	0.10



Employer Feedback Analysis - Mechanical Engineering Department



■ 5. Excellent ■ 4. Very Good
■ 3. Good ■ 2. Average
■ 1. Poor

