


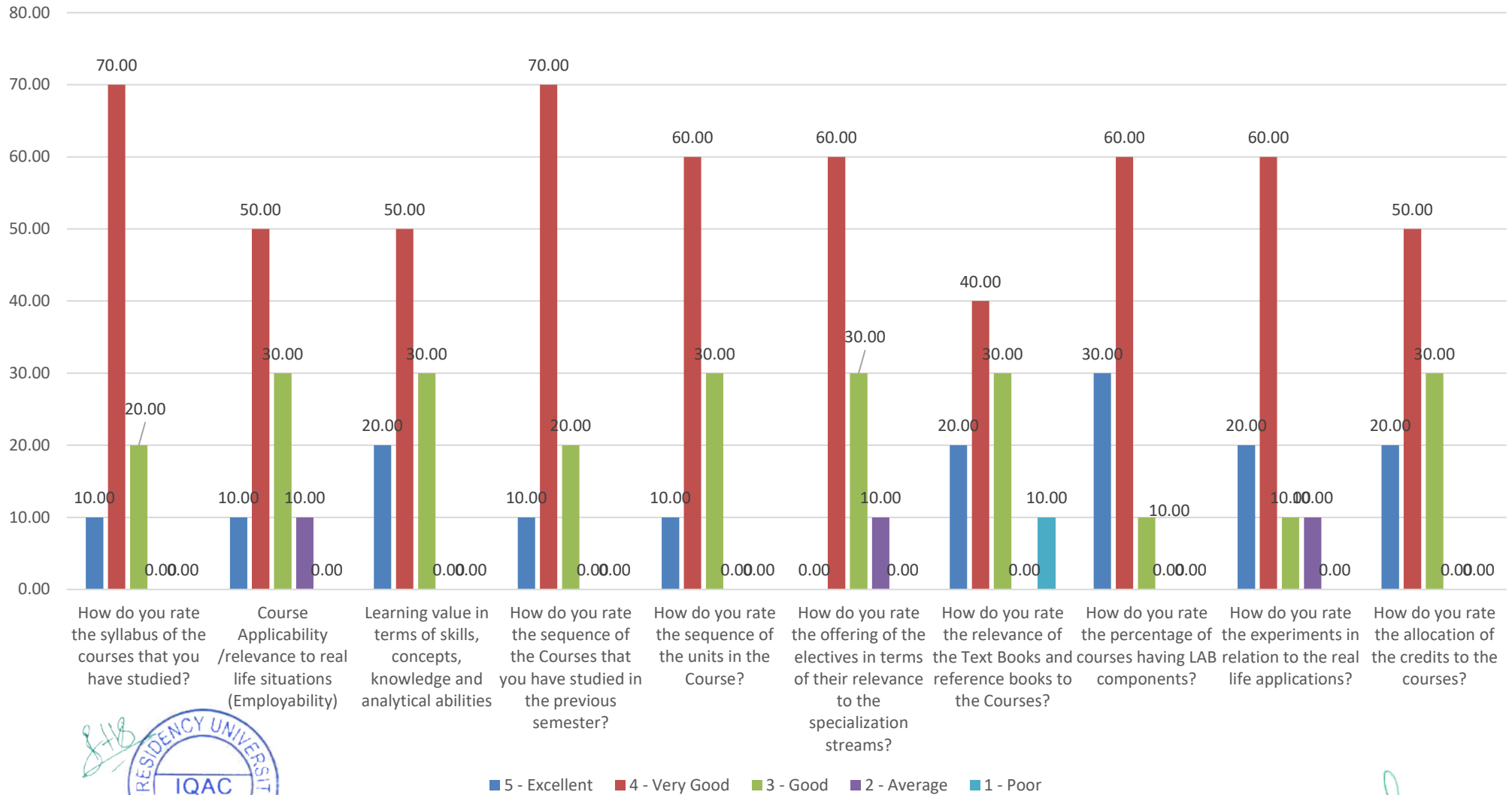


M.Tech STUDENT FEEDBACK ANALYSIS - (AY 2020-21) DEPARTMENT OF CIVIL ENGINEERING

Criteria	5 - Excellent (in %)	4 - Very Good (in %)	3 - Good (in %)	2 - Average (in %)	1 - Poor (in %)	Total Respondents
1. How do you rate the syllabus of the courses that you have studied?	10.00	70.00	20.00	0.00	0.00	10
2. Course Applicability /relevance to real life situations (Employability)	10.00	50.00	30.00	10.00	0.00	
3. Learning value in terms of skills, concepts, knowledge and analytical abilities	20.00	50.00	30.00	0.00	0.00	
4. How do you rate the sequence of the Courses that you have studied in the previous semester?	10.00	70.00	20.00	0.00	0.00	
5. How do you rate the sequence of the units in the Course?	10.00	60.00	30.00	0.00	0.00	
6. How do you rate the offering of the electives in terms of their relevance to the specialization streams?	0.00	60.00	30.00	10.00	0.00	
7. How do you rate the relevance of the Text Books and reference books to the Courses?	20.00	40.00	30.00	0.00	10.00	
8. How do you rate the percentage of courses having LAB components?	30.00	60.00	10.00	0.00	0.00	
9. How do you rate the experiments in relation to the real life applications?	20.00	60.00	10.00	10.00	0.00	
10. How do you rate the allocation of the credits to the courses?	20.00	50.00	30.00	0.00	0.00	
Average	15.00	57.00	24.00	3.00	1.00	

Sarav
REGISTRAR
PRESIDENCY UNIVERSITY
BANGALORE

M.Tech STUDENT FEEDBACK ANALYSIS - (AY 2020-21)



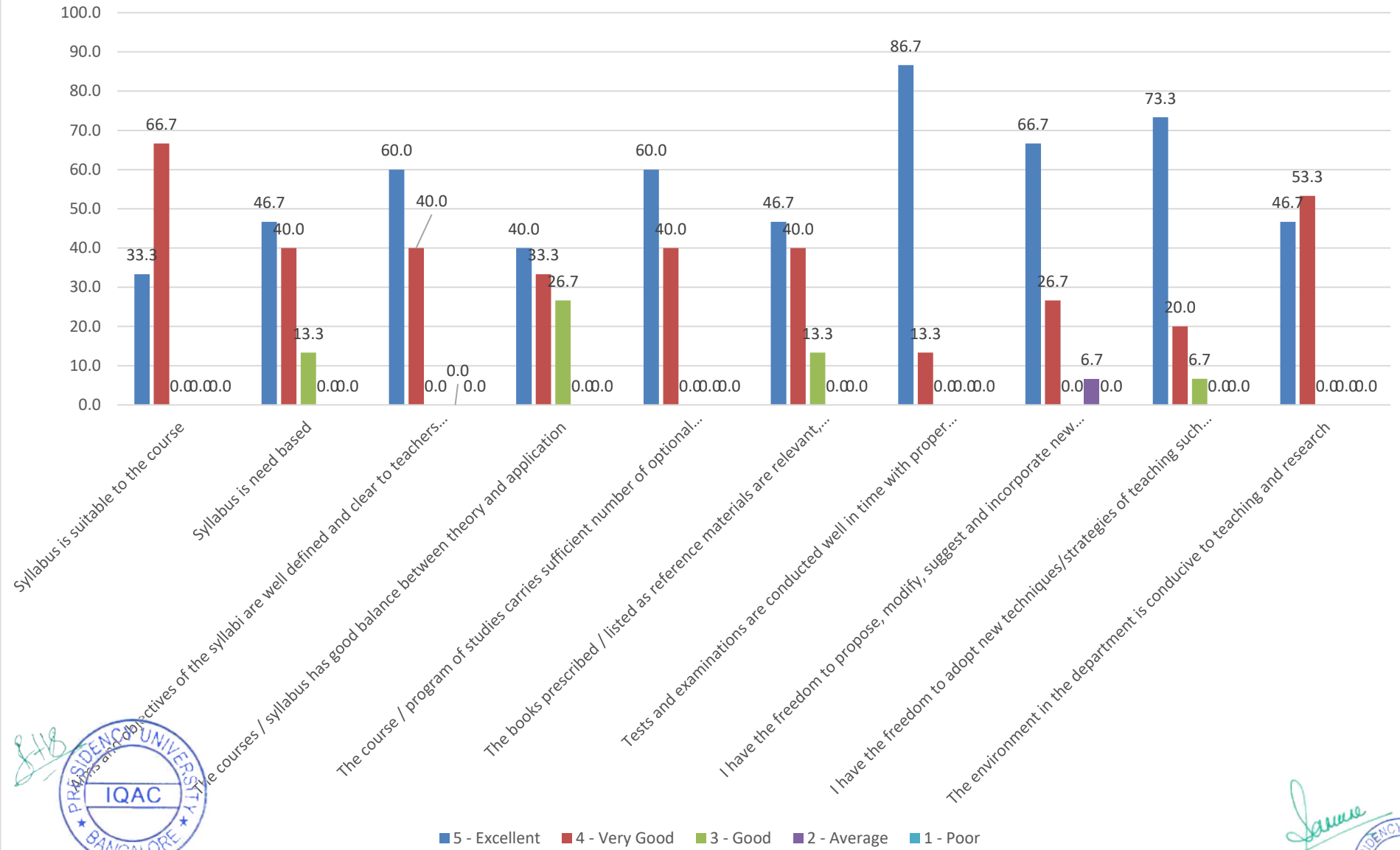


FACULTY FEEDBACK ANALYSIS - MTech Program (2020-21) DEPARTMENT OF CIVIL ENGINEERING

Criteria	5 - Excellent (in %)	4 - Very Good (in %)	3 - Good (in %)	2 - Average (in %)	1 - Poor (in %)	Total Respondents
1. Syllabus is suitable to the course	33.3	66.7	0.0	0.0	0.0	15
2. Syllabus is need based	46.7	40.0	13.3	0.0	0.0	
3. Aims and objectives of the syllabi are well defined and clear to teachers and students	60.0	40.0	0.0	0.0	0.0	
4. The courses / syllabus has good balance between theory and application	40.0	33.3	26.7	0.0	0.0	
5. The course / program of studies carries sufficient number of optional papers	60.0	40.0	0.0	0.0	0.0	
6. The books prescribed / listed as reference materials are relevant, updated and appropriate	46.7	40.0	13.3	0.0	0.0	
7. Tests and examinations are conducted well in time with proper coverage of all units in the syllabus	86.7	13.3	0.0	0.0	0.0	
8. I have the freedom to propose, modify, suggest and incorporate new topics in the syllabus	66.7	26.7	0.0	6.7	0.0	
9. I have the freedom to adopt new techniques/strategies of teaching such as seminar presentations, group discussions and learners participations	73.3	20.0	6.7	0.0	0.0	
10. The environment in the department is conducive to teaching and research	46.7	53.3	0.0	0.0	0.0	
Average	56.0	37.3	6.0	0.7	0.0	


REGISTRAR


FACULTY FEEDBACK ANALYSIS - MTech Program (2020-21) - DEPARTMENT OF CIVIL ENGINEERING




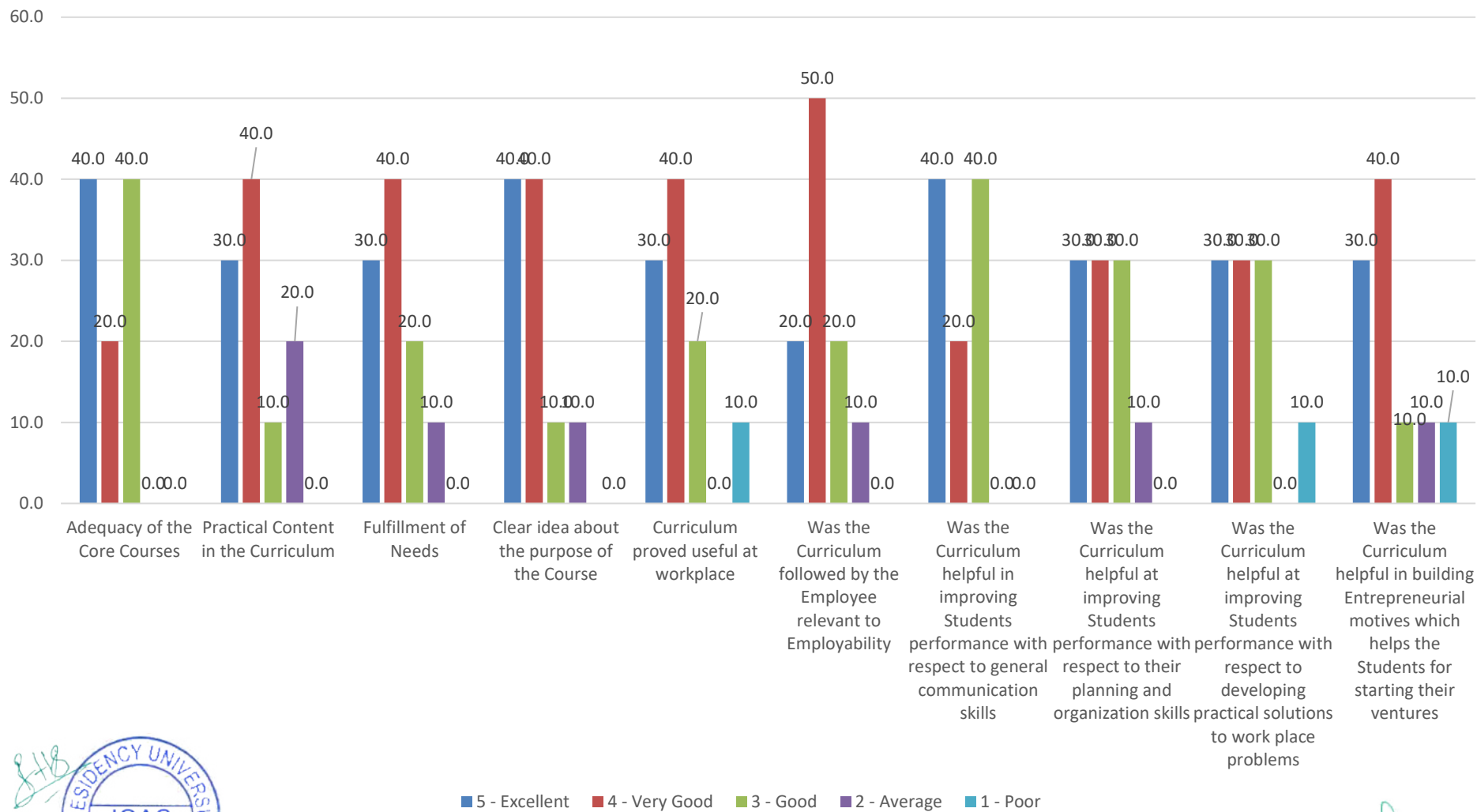


EMPLOYER / INDUSTRY FEEDBACK ANALYSIS (2020-21) DEPARTMENT OF CIVIL ENGINEERING

Criteria	5 - Excellent (in %)	4 - Very Good (in %)	3 - Good (in %)	2 - Average (in %)	1 - Poor (in %)	Total Respondents
1. Adequacy of the Core Courses	40.0	20.0	40.0	0.0	0.0	20
2. Practical Content in the Curriculum	30.0	40.0	10.0	20.0	0.0	
3. Fulfillment of Needs	30.0	40.0	20.0	10.0	0.0	
4. Clear idea about the purpose of the Course	40.0	40.0	10.0	10.0	0.0	
5. Curriculum proved useful at workplace	30.0	40.0	20.0	0.0	10.0	
6. Was the Curriculum followed by the Employee relevant to Employability	20.0	50.0	20.0	10.0	0.0	
7. Was the Curriculum helpful in improving Students performance with respect to general communication skills	40.0	20.0	40.0	0.0	0.0	
8. Was the Curriculum helpful at improving Students performance with respect to their planning and organization skills	30.0	30.0	30.0	10.0	0.0	
9. Was the Curriculum helpful at improving Students performance with respect to developing practical solutions to work place problems	30.0	30.0	30.0	0.0	10.0	
10. Was the Curriculum helpful in building Entrepreneurial motives which helps the Students for starting their ventures	30.0	40.0	10.0	10.0	10.0	
Average	32.0	35.0	23.0	7.0	3.0	





INDUSTRY FEEDBACK ANALYSIS (AY 2020-21)





ALUMNI FEEDBACK ANALYSIS (2020-21) DEPARTMENT OF CIVIL ENGINEERING

Criteria	5 - Excellent (in %)	4 - Very Good (in %)	3 - Good (in %)	2 - Average (in %)	1 - Poor (in %)	Total Respondents
1. Was the syllabus relevant to your course	22.5	50.0	20.0	5.0	2.5	40
2. Was the syllabus updated enough	30.0	45.0	7.5	7.5	10.0	
3. Was the course content delivery interesting	35.0	45.0	10.0	10.0	0.0	
4. Did the course curriculum intellectually stimulate you	22.5	47.5	15.0	12.5	2.5	
5. Was the course curriculum fulfilling your expectations	25.0	52.5	10.0	7.5	5.0	
6. Have you learnt any skills in the due course of your study	27.5	55.0	10.0	0.0	7.5	
7. Does the syllabus create any interest to pursue post-graduation/research in the particular topic	25.0	37.5	15.0	12.5	10.0	
8. How do you rate the course that you have learnt suiting the requirements of the industry	25.0	42.5	10.0	17.5	5.0	
9. How do you rate the learning experience in terms of their relevance to the real-life applications	22.5	35.0	20.0	15.0	7.5	
10. How do you rate the course that you have learnt in relation to your current job	20.0	30.0	27.5	10.0	12.5	
Average	25.5	44.0	14.5	9.8	6.3	



ALUMNI FEEDBACK ANALYSIS (AY 2020-21)

