


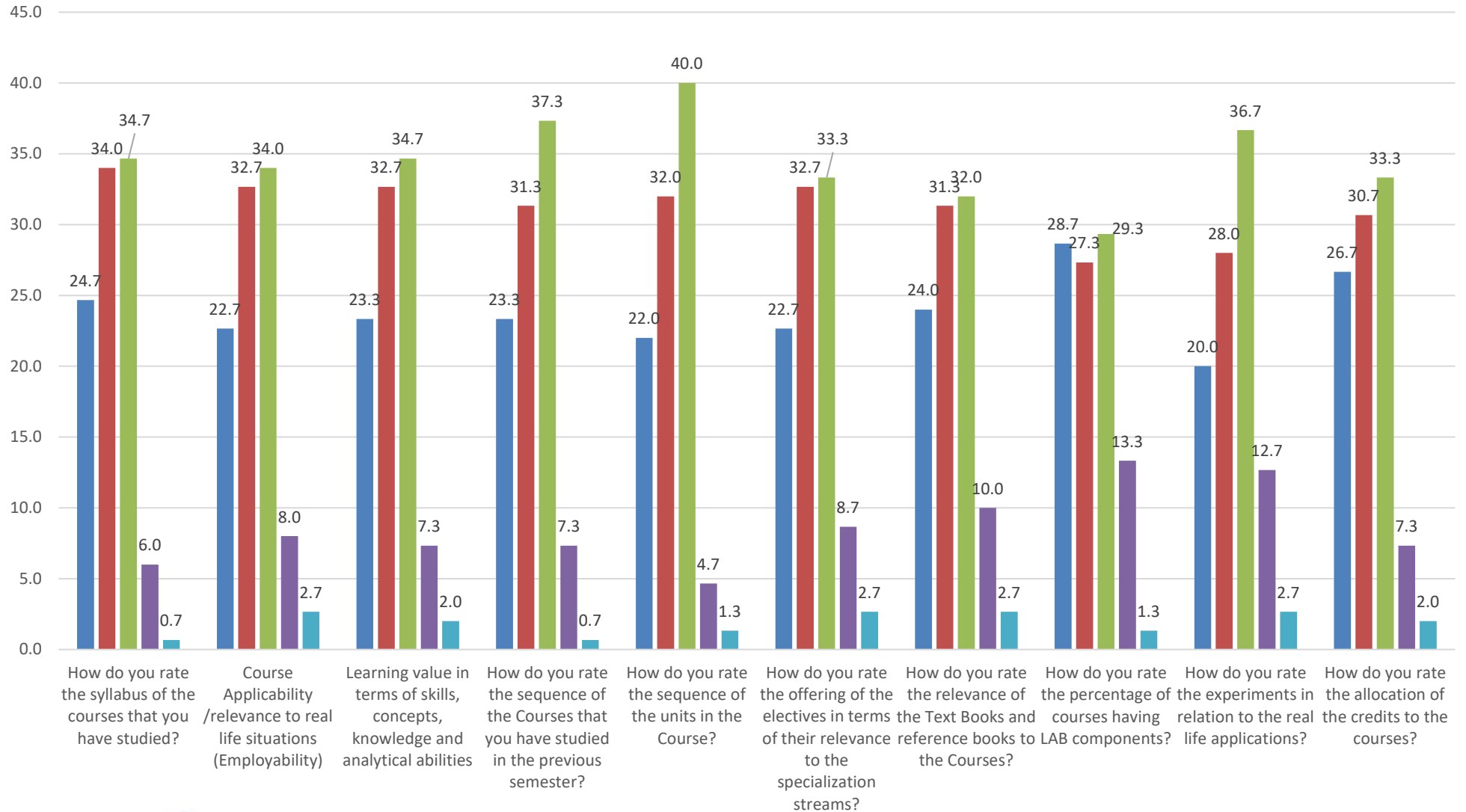


## B.Tech STUDENT FEEDBACK ANALYSIS - (AY 2022-23) DEPARTMENT OF CIVIL ENGINEERING


Criteria	5 - Excellent (in %)	4 - Very Good (in %)	3 - Good (in %)	2 - Average (in %)	1 - Poor (in %)	Total Respondents
1. How do you rate the syllabus of the courses that you have studied?	24.7	34.0	34.7	6.0	0.7	<b>150</b>
2. Course Applicability /relevance to real life situations (Employability)	22.7	32.7	34.0	8.0	2.7	
3. Learning value in terms of skills, concepts, knowledge and analytical abilities	23.3	32.7	34.7	7.3	2.0	
4. How do you rate the sequence of the Courses that you have studied in the previous semester?	23.3	31.3	37.3	7.3	0.7	
5. How do you rate the sequence of the units in the Course?	22.0	32.0	40.0	4.7	1.3	
6. How do you rate the offering of the electives in terms of their relevance to the specialization streams?	22.7	32.7	33.3	8.7	2.7	
7. How do you rate the relevance of the Text Books and reference books to the Courses?	24.0	31.3	32.0	10.0	2.7	
8. How do you rate the percentage of courses having LAB components?	28.7	27.3	29.3	13.3	1.3	
9. How do you rate the experiments in relation to the real life applications?	20.0	28.0	36.7	12.7	2.7	
10. How do you rate the allocation of the credits to the courses?	26.7	30.7	33.3	7.3	2.0	
<b>Average</b>	<b>23.8</b>	<b>31.3</b>	<b>34.5</b>	<b>8.5</b>	<b>1.9</b>	



## B.Tech STUDENT FEEDBACK ANALYSIS - (AY 2022-23) DEPARTMENT OF CIVIL ENGINEERING




■ 5 - Excellent   
 ■ 4 - Very Good   
 ■ 3 - Good   
 ■ 2 - Average   
 ■ 1 - Poor




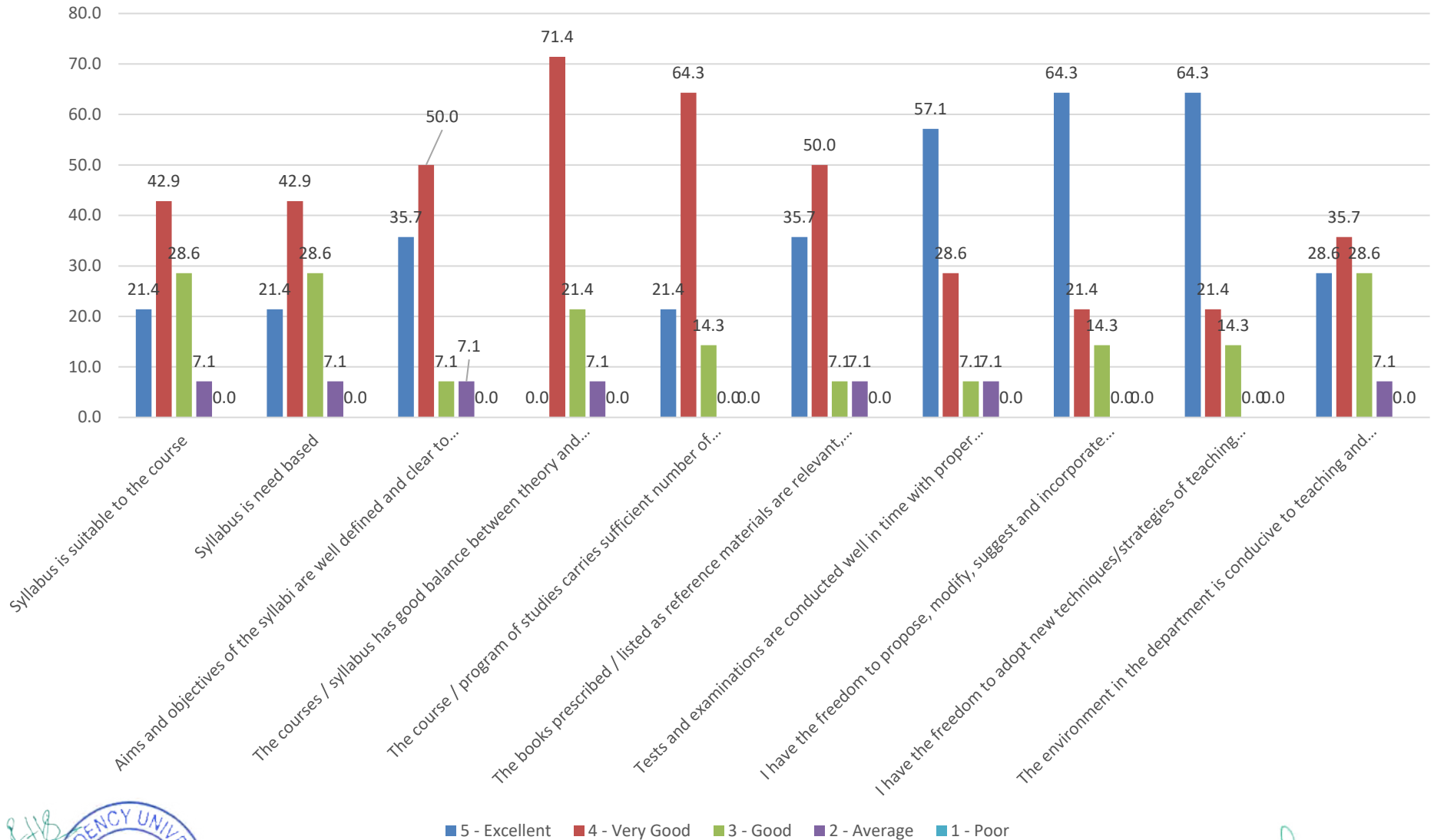


## FACULTY FEEDBACK ANALYSIS (2022-23), BTech Program DEPARTMENT OF CIVIL ENGINEERING

Criteria	5 - Excellen t (in %)	4 - Very Good (in %)	3 - Good (in %)	2 - Average (in %)	1 - Poor (in %)	Total Respondents
1. Syllabus is suitable to the course	21.4	42.9	28.6	7.1	0.0	<b>14</b>
2. Syllabus is need based	21.4	42.9	28.6	7.1	0.0	
3. Aims and objectives of the syllabi are well defined and clear to teachers and students	35.7	50.0	7.1	7.1	0.0	
4. The courses / syllabus has good balance between theory and application	0.0	71.4	21.4	7.1	0.0	
5. The course / program of studies carries sufficient number of optional papers	21.4	64.3	14.3	0.0	0.0	
6. The books prescribed / listed as reference materials are relevant, updated and appropriate	35.7	50.0	7.1	7.1	0.0	
7. Tests and examinations are conducted well in time with proper coverage of all units in the syllabus	57.1	28.6	7.1	7.1	0.0	
8. I have the freedom to propose, modify, suggest and incorporate new topics in the syllabus	64.3	21.4	14.3	0.0	0.0	
9. I have the freedom to adopt new techniques/strategies of teaching such as seminar presentations, group discussions and learners participations	64.3	21.4	14.3	0.0	0.0	
10. The environment in the department is conducive to teaching and research	28.6	35.7	28.6	7.1	0.0	
<b>Average</b>	<b>35.0</b>	<b>42.9</b>	<b>17.1</b>	<b>5.0</b>	<b>0.0</b>	




## FACULTY FEEDBACK ANALYSIS (2022-23), BTech and MTech Program DEPARTMENT OF CIVIL ENGINEERING




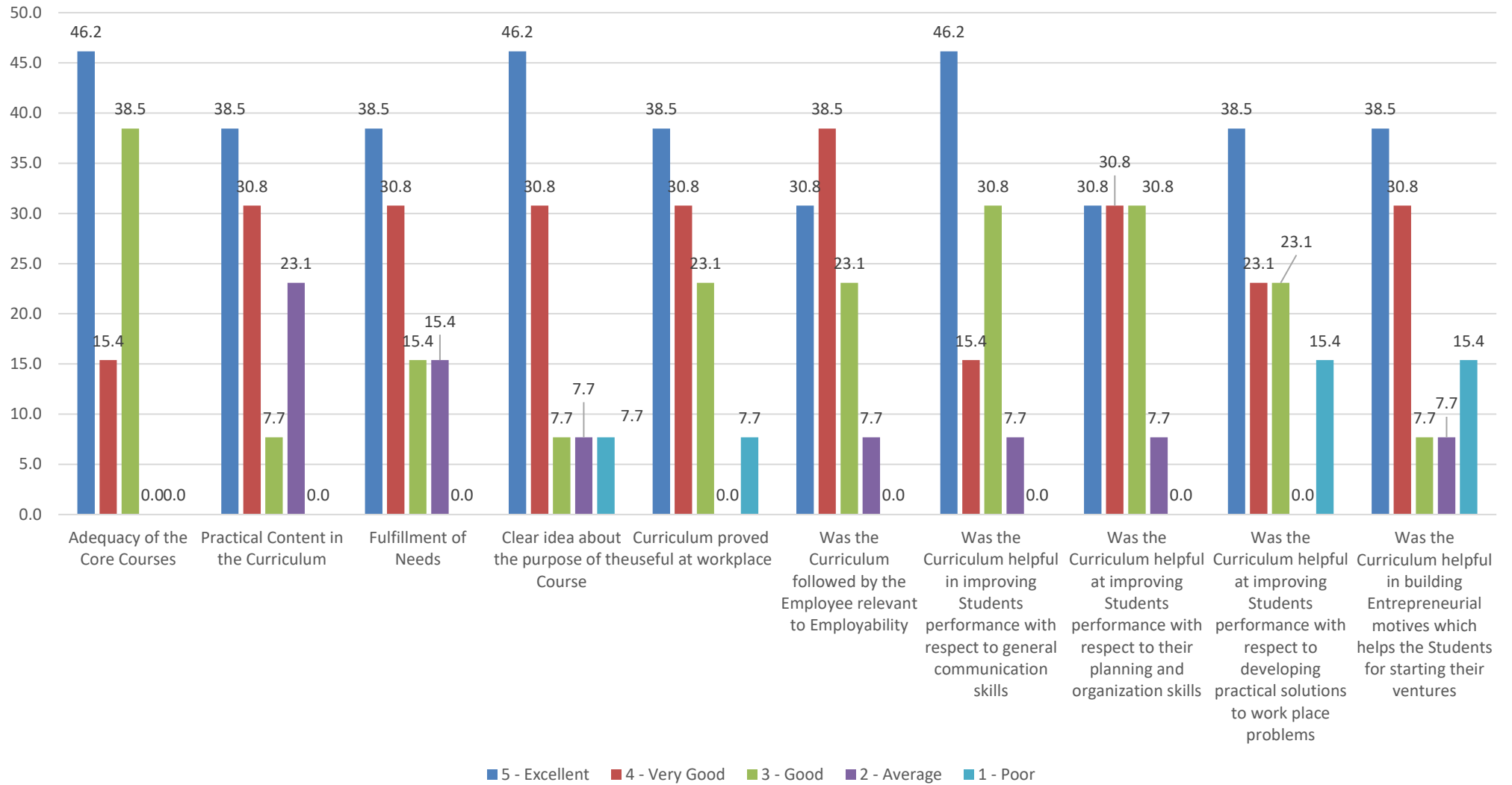


## EMPLOYERS FEEDBACK ANALYSIS (2022-23) DEPARTMENT OF CIVIL ENGINEERING

Criteria	5 - Excellent (in %)	4 - Very Good (in %)	3 - Good (in %)	2 - Average (in %)	1 - Poor (in %)	Total Respondents
1. Adequacy of the Core Courses	46.2	15.4	38.5	0.0	0.0	10
2. Practical Content in the Curriculum	38.5	30.8	7.7	23.1	0.0	
3. Fulfillment of Needs	38.5	30.8	15.4	15.4	0.0	
4. Clear idea about the purpose of the Course	46.2	30.8	7.7	7.7	7.7	
5. Curriculum proved useful at workplace	38.5	30.8	23.1	0.0	7.7	
6. Was the Curriculum followed by the Employee relevant to Employability	30.8	38.5	23.1	7.7	0.0	
7. Was the Curriculum helpful in improving Students performance with respect to general communication skills	46.2	15.4	30.8	7.7	0.0	
8. Was the Curriculum helpful at improving Students performance with respect to their planning and organization skills	30.8	30.8	30.8	7.7	0.0	
9. Was the Curriculum helpful at improving Students performance with respect to developing practical solutions to work place problems	38.5	23.1	23.1	0.0	15.4	
10. Was the Curriculum helpful in building Entrepreneurial motives which helps the Students for starting their ventures	38.5	30.8	7.7	7.7	15.4	
<b>Average</b>	<b>39.2</b>	<b>27.7</b>	<b>20.8</b>	<b>7.7</b>	<b>4.6</b>	




## EMPLOYERS FEEDBACK ANALYSIS (2022-23)




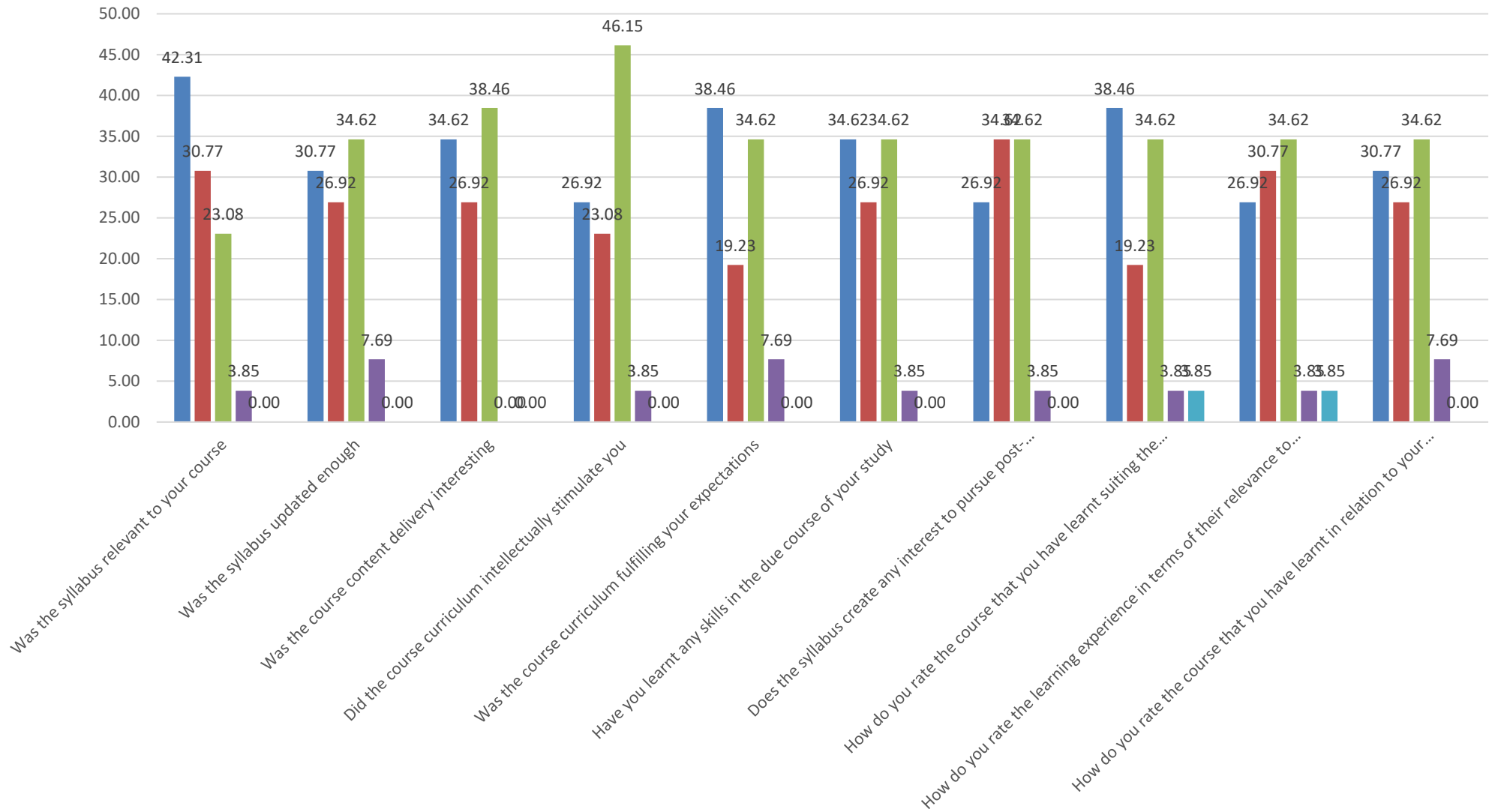


## ALUMNI FEEDBACK ANALYSIS – B.Tech (2022-23) DEPARTMENT OF CIVIL ENGINEERING

Criteria	5 - Excellent (in %)	4 - Very Good (in %)	3 - Good (in %)	2 - Average (in %)	1 - Poor (in %)	Total Respondents
1. Was the syllabus relevant to your course	42.31	30.77	23.08	3.85	0.00	26
2. Was the syllabus updated enough	30.77	26.92	34.62	7.69	0.00	
3. Was the course content delivery interesting	34.62	26.92	38.46	0	0	
4. Did the course curriculum intellectually stimulate you	26.92	23.08	46.15	3.85	0.00	
5. Was the course curriculum fulfilling your expectations	38.46	19.23	34.62	7.69	0.00	
6. Have you learnt any skills in the due course of your study	34.62	26.92	34.62	3.85	0.00	
7. Does the syllabus create any interest to pursue post-graduation/research in the particular topic	26.92	34.62	34.62	3.85	0.00	
8. How do you rate the course that you have learnt suiting the requirements of the industry	38.46	19.23	34.62	3.85	3.85	
9. How do you rate the learning experience in terms of their relevance to the real-life applications	26.92	30.77	34.62	3.85	3.85	
10. How do you rate the course that you have learnt in relation to your current job	30.77	26.92	34.62	7.69	0.00	
<b>Average</b>	<b>33.08</b>	<b>26.54</b>	<b>35.00</b>	<b>4.62</b>	<b>0.77</b>	



## BTECH ALUMNI FEEDBACK ANALYSIS (2022-23) DEPARTMENT OF CIVIL ENGINEERING



■ 5 - Excellent   
 ■ 4 - Very Good   
 ■ 3 - Good   
 ■ 2 - Average   
 ■ 1 - Poor

