

5.4.1-2022-23

PRESIDENCY UNIVERSITY, BANGALORE  
BALANCE SHEET AS AT 31-MARCH 2023

(AMOUNT IN RS)

SOURCE OF FUNDS	Sch	As at 31.3.2023
CORPUS/CAPITAL FUND	2	956,437,102
DESIGNATED/ EARMARKED / ENDOWMENT FUNDS	3	174,000,000
SECURED LOANS	4	2,584,556
UNSECURED LOANS	5	674,467,782
CURRENT LIABILITIES & PROVISIONS	6	237,792,377
<b>TOTAL :</b>		<b>2,045,281,817</b>
<b>APPLICATION OF FUNDS</b>		
<b>FIXED ASSETS</b>		
TANGIBLE FIXED ASSETS	7	972,257,758
INVESTMENTS FROM EARMARKED / ENDOWMENT FUNDS	8	174,000,000
CURRENT ASSETS	9	662,877,942
LOANS, ADVANCES & DEPOSITS	10	236,146,117
<b>TOTAL :</b>		<b>2,045,281,817</b>
SIGNIFICANT ACCOUNTING POLICIES	1	0
CONTINGENT LIABILITIES AND NOTES TO ACCOUNTS	22-28	

As per my report of even date attached  
For Yadu & Co.,  
FRN:0047955  
Chartered Accountants

V.N.YADUNATH  
Proprietor  
Membership No. 021170  
Place: Bangalore  
Date :



FINANCE OFFICER  
Presidency University  
Dibbur, Itgalpur, Jayanakunte,  
Bangalore - 560064.

REGISTRAR



**PRESIDENCY UNIVERSITY, BANGALORE**  
**INCOME AND EXPENDITURE ACCOUNT FOR THE YEAR ENDING 31-MARCH**  
**(Amount in Rupees)**

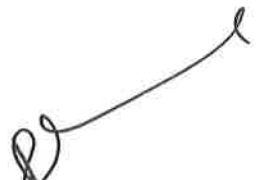
INCOME	Sch	2023
ACADEMIC RECEIPTS	11	2,489,581,620
INCOME FROM INVESTMENTS	12	15,108,416
INTEREST EARNED	13	5,503,798
OTHER INCOME	14	462,942,780
<b>TOTAL INCOME :</b>		<b>2,973,136,614</b>
EXPENDITURE		
STAFF PAYMENT & BENEFITS(ESTABLISHMENT EXPENSES)	15	638,717,262
ACADEMIC EXPENSES	16	138,465,915
ADMINISTRATIVE AND GENERAL EXPENSES	17	645,996,264
REPAIRS & MAINTENANCE	18	118,303,604
TRANSPORTATION EXPENSES	19	110,899,897
HOSTEL EXPENSES	20	149,685,907
FINANCE COSTS	21	227,962,018
AMORTISATION OF DEFERRED REVENUE EXPENDITURE		13,878,042
DEPRECIATION	7 & 26	324,212,487
<b>TOTAL EXPENSES :</b>		<b>2,368,121,395</b>
<b>BALANCE BEING SURPLUS CARRIED TO CAPITAL FUND</b>		<b>605,015,220</b>
<b>TRANSFERRED TO ENDOWMENT FUND</b>		<b>-</b>
<b>NET SURPLUS TRANSFERRED TO CAPITAL FUND</b>		<b>605,015,220</b>

SIGNIFICANT ACCOUNTING POLICIES

1

As per my report of even date attached  
**For Yadu & Co.,**  
FRN:0047955  
Chartered Accountants

**V.N.YADUNATH**  
**Proprietor**  
Membership No. 021170  
Place: Bangalore  
Date :

  
**FINANCE OFFICER**  
Presidency University  
Dibbur, Itgalpur, Rajanakunte,  
Bengaluru - 560064.



PRESIDENCY UNIVERSITY, BANGALORE

SCHEDULES FORMING PART OF BALANCE SHEET AND INCOME AND EXPENDITURE ACCOUNT

Particulars		YTD-March-2023
		Rs.
<b>2</b>	<b>CORPUS/CAPITAL FUND</b>	
	Balance at the beginning of the year	11,494,683
	<b>Total</b>	<b>11,494,683</b>
	Income and Expenditure Account Surplus	
	Opening Balance Surplus/(deficit)	339,927,199
	Less Accumulated Depreciation of Earlier Years transferred by Sponsoring Body	
	Other Adjustments	
	Transferred to Endowment Fund Reserve	
	Surplus tranferred from Income and Expenditure Account	605,015,220
		944,942,419
	<b>Balance At the year end</b>	<b>956,437,102</b>
<b>3</b>	<b>DESIGNATED/ EARMARKED / ENDOWMENT FUNDS</b>	
	<b>Opening balance</b>	171,000,000
	Add: Relating to Previous year	3,000,000
	Additions/(withdrawn) during the year	
	<b>Total (A)</b>	<b>174,000,000</b>
	<b>Utilisation/Expenditure towards objectives of funds</b>	
	Capital Expenditure	-
	Revenue Expenditure/(withdrawn to interest income)	-
	<b>Total (B)</b>	<b>-</b>
	<b>Closing Balance (A-B)</b>	<b>174,000,000</b>
	<b>Represented by :</b>	
	Cash and Bank Balances (Placed in fixed deposit)	17,400,000
<b>4</b>	<b>SECURED LOANS</b>	
	Vehicle Loans	2,584,556
	(Secured by the hypothication of the respective vehicles)	
<b>5</b>	<b>UNSECURED LOANS - Refer Note 26 for details)</b>	
	<b>From AHMET - Sponsoring Body</b>	
	Towards financial support for Infrastructure and related servicing expenses provided by Sponsoring Body	674,467,782
		674,467,782

*Jane*  
REGISTRAR



## PRESIDENCY UNIVERSITY, BANGALORE

## SCHEDULES FORMING PART OF BALANCE SHEET AND INCOME AND EXPENDITURE ACCOUNT

		Particulars	YTD-March-2023
			Rs.
6	<b>CURRENT LIABILITIES AND PROVISIONS</b>		
	<b>CURRENT LIABILITIES</b>		
	<b>Sundry Creditors</b>		
		For Goods	51,103,597
		For Services	78,039,055
		For Capital Expenditure	371,374
	<b>Statutory Liabilities</b>		
		TDS Payable	7,897,941
		Professional tax payable	139,800
		PF Payable	1,159,383
		PF Administration Charges Payable	
	<b>Other Current Liabilities</b>		
		Fees Received in Advance	24,500
	<b>Liabilities for Expenses</b>		
		Salaries Payable	58,567,157
		Leave Encashment Payable	
		Professional Charges Payable	
		Rent Payable	
		Counselling Charges Payable	
		Electricity Charges Payable	2,120,664
		Water Charges Payable	10,370
		Telephone Charges Payable	
		Concession and Scholarship Payable	383,610
		Advertisement and Marketing Charges Payable	
		Membership/Registration & Affiliation Charges Payable	
		Stipend Payable	
		Maintenance Allowance Payable (Social Welfare Dept)	
		Others	28,937
		Retention Money Payable	2,132,813
		Research Project Support	
		Research and Project Grant	1,603,991
		Due to Karnataka Educaion Society towards Power Grid Dues	2,868,000
		Caution Deposit	31,079,895
		Maintenance allowance payable (Social Welfare Dept)	161,290
		Arivu Loan Received	100,000
			<b>237,792,377</b>
8	<b>INVESTMENTS FROM EARMARKED / ENDOWMENT FUNDS</b>		
		Term Deposits with Banks - Opening Balance	171,000,000
		Additions?(withdrawn) During the Year	3,000,000
			<b>174,000,000</b>

  
 REGISTRAR  


## PRESIDENCY UNIVERSITY, BANGALORE

## SCHEDULES FORMING PART OF BALANCE SHEET AND INCOME AND EXPENDITURE ACCOUNT

Particulars		YTD-March-2023
		Rs.
9	<b>CURRENT ASSETS</b>	
	<b>Fees Receivable</b>	
	Accademic Fees Receivable	375,625,887
	<b>Cash and Bank Balances</b>	
	Cash on hand	210,146
	Balance with Banks on Term Deposit Accounts	176,000,000
	Balance with Banks on current and savings account	111,041,909
		<b>662,877,942</b>
10	<b>LOANS, ADVANCES &amp; DEPOSITS</b>	
	<b>Deposits:</b>	
	Rental Deposits	20,195,000
	Electricity Deposit	32,210
	Telephone	11,000
	Fuel Deposit	100,000
	Gas Deposit	5,250
	Other Deposit	3,647,125
	<b>Advances and other amounts recoverable in cash or in kind or for value to be received:</b>	
	Deferred Revenue Expenditure less amortisation	124,902,380
	Advance to Suppliers - For and Services	48,465,929
	Advance to Suppliers towards Capital Expenditure	18,159,967
	Staff Advance	275,358
	General Advance	11,335,821
	Grant Reieved for VGST Project / Research Project	
	<b>Accrued interest on Fixed Deposit</b>	<b>6,980,161</b>
	<b>Prepaid Expenses</b>	
	<b>Other Receivable</b>	<b>18,094</b>
	<b>TDS Receivable</b>	<b>2,017,822</b>
		<b>236,146,117</b>

  
 REGISTRAR



## PRESIDENCY UNIVERSITY, BANGALORE

## SCHEDULES FORMING PART OF BALANCE SHEET AND INCOME AND EXPENDITURE ACCOUNT

		Particulars	YTD-March-2023 Rs.
11	<b>ACADEMIC RECEIPTS</b>		
	<b>FEES FROM STUDENTS</b>		
	Tuition fee - SOM PG		340,714,030
	Tuition fee -SOL		136,174,750
	Tuition fee -SOE UG		1,724,603,690
	Tuition fee - SOD		44,835,000
	Tuition fee - SOE PG		2,880,000
	Tuition fee - SOIS		86,590,400
	Tuition fee - SOC		43,285,000
	Tuition fee - SOM UG		226,825,000
	Tuition fee - SOMS		2,500,000
	Tuition fee - Ph.D		21,342,500
		Total (A)	<b>2,629,750,370</b>
	Less - Scholarships		(17,921,750)
	Less - Freeships		(122,247,000)
	<b>TOTAL ACADEMIC RECEIPTS</b>		<b>2,489,581,620</b>
12	<b>INCOME FROM INVESTMENTS</b>		
	Interest on Term Deposits Placed towards Endowment Fund		2,758,569
	Transferred to Earmarked/Endowment Funds - 25% of Endowment Fund		(3,000,000)
	Interest on other Fixed Deposits		15,195,002
	Other interest receipts		154,845
			<b>15,108,416</b>
13	<b>INTEREST EARNED</b>		
	Interest on Savings Bank Accounts with Scheduled Banks		5,503,798
			<b>5,503,798</b>
14	<b>OTHER INCOME</b>		
	Hostel Fees		221,888,259
	Transportation Fees		83,659,054
	Grant Receipts towards Research Project Expenditure		51,200,000
	Grant Receipts towards Teaching and Training		20,800,000
	Grant Receipts towards Infrastructure Augumentation		10,700,000
	Financial Support towards Research work of faculty members		1,696,000
	Fellowship amount of JRF		32,736,000
	Other Fees		32,464,974
	Contribution from Alumni		3,126,000
	Miscellaneous Income		4,672,493
			<b>462,942,780</b>

S.u.1

  
 REGISTRAR  


## PRESIDENCY UNIVERSITY, BANGALORE

## SCHEDULES FORMING PART OF BALANCE SHEET AND INCOME AND EXPENDITURE ACCOUNT

Particulars		YTD-March-2023
		Rs.
<b>15</b>	<b>STAFF PAYMENTS &amp; BENEFITS (ESTABLISHMENT EXPENSES)</b>	
	Basic Pay, Academic grade pay and consolidated salary	226,990,101
	Dearness Allowance	86,417,439
	Other Allowances	292,608,920
	Adjunct faculty, arrear earning and others	6,762,580
	Contribution to Provident Fund	13,099,422
	PF Administration Charges	1,091,655
	Gratuity, Exgratia and Leave Encashment	2,751,480
	Staff Welfare Expenses	5,756,981
	Staff Recruitment Expenses	3,238,684
		<b>638,717,262</b>
<b>16</b>	<b>ACADEMIC EXPENSES</b>	
	Student Development	69,227,948
	Workshop/Seminar/Conference/Webinar	8,309,155
	Seed Grant Research Expenses	3,947,669
	Stipend to Interns	7,331,432
	Other Research Support	52,867
	Student Welfare expenses	579,897
	Membership and Subscription/Affiliation charges	1,575,760
	Library, Magazines and Journals	23,284,336
	Discontinued students written off	-
	Institutional and International Relationship	1,416,708
	Uniform Expenses	4,327,577
	Laboratory Consumable	3,356,755
	Sports Consumable	818,904
	Student Function and Celebration	14,236,907
		<b>138,465,915</b>
<b>17</b>	<b>ADMINISTRATIVE AND GENERAL EXPENSES</b>	
	<b>Infrastructure</b>	
	Electricity and power	10,832,881
	Water charges	21,785
	<b>Communication</b>	
	Postage and Courier Charges	974,289
	Telephone and Internet charges	8,946,899
	Software Lincencing Subscription	29,522,993
	<b>Others- Office Expenses</b>	<b>2,245,003</b>
	Advertisement and Publicity	78,018,489
	Counselling charges	325,400,950
	Logo Branding and Integrated IT Service	23,600,000
	Rent, rates and taxes	50,160,936
	Group Medical Insurance	2,289,255
	Security Expenses	25,107,312

  
 REGISTRAR



PRESIDENCY UNIVERSITY, BANGALORE

SCHEDULES FORMING PART OF BALANCE SHEET AND INCOME AND EXPENDITURE ACCOUNT

	Particulars	YTD-March-2023
		Rs.
	Professional charges	29,876,033
	Legal Expenses	6,165,180
	Printing and Stationery (consumption)	5,354,044
	Travelling and Boarding Expenses	3,844,380
	Transportation and Conveyance Expenses	905,817
	Hospitality - gifts and articles	574,865
	Meeting Expenses	5,161,021
	Auditors Remuneration - Internal Audit	5,417,086
	Membership and Subscription - General	-
	Donation and Charity	27,684,547
	Placement Expenses	1,257,372
	Guest House expenses	1,403,747
	Irrecoverable Advances Written off	-
	Miscellaneous expenses	1,231,380
		<b>645,996,264</b>
<b>18</b>	<b>REPAIRS &amp; MAINTENANCE</b>	
	Repair - Buildings	20,092,747
	Repairs - Furniture & Fixtures	13,819
	Repairs-DG Set	1,500
	Repair Electricals	17,662
	Repairs - Office Equipment	384,351
	Repairs - Electronic Equipment	3,628,282
	Repairs - Computers	1,201,931
	Repairs - Laboratory & Scientific equipment	96,240
	Maintenance - Outsourced Cleaning Services	87,264,858
	Annual Maintenance Contracts	2,835,171
	Maintenance - Garden Maintenance	193,050
	Repairs Others	2,573,993
		<b>118,303,604</b>
<b>19</b>	<b>TRANSPORTATION EXPENSES</b>	
	<b>Vehicles (owned by institution)</b>	
	Running expenses	6,706,374
	Repairs & maintenance	1,186,802
	Taxes and Insurance	321,908
	<b>Vehicles taken on rent/lease</b>	
	Outsourced expenses	102,684,813
		<b>110,899,897</b>

  
 REGISTRAR





## PRESIDENCY UNIVERSITY, BANGALORE

## SCHEDULES FORMING PART OF BALANCE SHEET AND INCOME AND EXPENDITURE ACCOUNT

Particulars		YTD-March-2023
		Rs.
20	<b>HOSTEL EXPENSES</b>	
	Rent expenses/outsourced hostel charges	22,229,125
	Food Expenses	77,732,243
	Outsourced Security and HK Expenses	31,572,453
	Miscellaneous items	1,619,695
	Internet/cable expenses	635,875
	Repairs and Maintenance	5,676,842
	DG Set Expenses	1,148,527
	Water charges	
	Electricity and power	8,283,869
	Commission and Brokerage	
	Consumables	787,278
		<b>149,685,907</b>
21	<b>FINANCE COSTS</b>	
	Interest paid on Vehicle Loans	309,402
	Interest on Term Loan paid by Sponsoring Body charged back to University	223,337,522
	Bank Charges	1,069,255
	Interest paid on Unsecured Loan	
	Interest on Educational Loan	3,245,839
	Miscellaneous Charges	
		<b>227,962,018</b>

  
 REGISTRAR



PRESIDENCY UNIVERSITY

Note-7 : Fixed Assets

AMOUNT IN RS

Particulars	Gross Block				Depreciation Block		Net Block		
	As at 1 April 2022	Additions during the year - before 30-9-2022	Additions during the year - after 30-9-2022	Deletions /Transfer during the year	As at 31 March 2023	Depn. Rate	Charge for the year	As at 31 March 2023	As at 31 March 2022
<b>Tangible Assets</b>									
Land - (See Note Below)	-				-			-	-
Sponsoring Body Infrastructure and Building	527,068,516				527,068,516			527,068,516	527,068,516
Buildings Including Other Civic Amenities	26,667,917	4,064,874	1,593,072		32,325,863	10%	3,152,933	29,172,930	26,667,917
Electrical Equipments and Electrical Fixtures	12,077,159	1,903,720	1,821,634		15,802,513	15%	2,233,754	13,568,759	12,077,159
Office Equipments and Other Appliances	22,680,865	3,311,571	20,221,703		46,214,139	15%	5,415,493	40,798,646	22,680,865
Laboratory and Science Equipments	32,172,668	4,071,479	1,827,802		38,071,949	15%	5,573,707	32,498,242	32,172,668
Furniture and Fixtures and Fittings	83,296,372	8,602,016	13,364,232		105,262,620	10%	9,858,050	95,404,570	83,296,372
Computers including Accessories and Software	84,767,410	21,187,037	109,818,736		215,773,183	40%	64,345,525	151,427,657	84,767,410
Sports Equipments	2,791,956		73,949		2,865,905	15%	424,340	2,441,565	2,791,956
Motor Vehicles	17,532,950		4,199,686		21,732,636	30%	5,889,838	15,842,798	17,532,950
Library Books and Journals	12,285,235	5,680,255	24,945,971		42,911,461	15%	4,565,771	38,345,690	12,285,235
Musical Instruments	106,773		424,799		531,572	15%	47,876	483,696	106,773
Capital Work in Progress including mobilisation adva	18,600,598	28,565,274	29,446,051	51,407,234	25,204,689			25,204,689	18,600,598
	<b>840,048,419</b>	<b>77,386,226</b>	<b>207,737,635</b>	<b>51,407,234</b>	<b>1,073,765,046</b>		<b>101,507,289</b>	<b>972,257,758</b>	<b>840,048,419</b>

Land measuring 40.3504 Acres have been purchased by Sponsoring Body and vested with the University as per clause Chapter - II, Section 4(1)(ii)(b) of the University Act



**INDIAN INCOME TAX RETURN ACKNOWLEDGEMENT**

Assessment Year

[Where the data of the Return of Income in Form ITR-1 (SAHAJ), ITR-2, ITR-3, ITR-4(SUGAM), ITR-5, ITR-6, ITR-7 filed  
and verified]  
(Please see Rule 12 of the Income-tax Rules, 1962)

2022-23

5.4.1 - 2021-22

PAN AAAJP1369B

Name PRESIDENCY UNIVERSITY

Address 1, DIBBUR, RAJANAKUNTE OFF DODABALLAPUR MAIN ROAD, BANGALORE, 15-Karnataka, 91-INDIA, 560089

Status AOP/BOI

Form Number

ITR-7

Filed w/s 139(1)-On or before due date

e-Filing Acknowledgement Number 765771161311022

Taxable Income and Tax details			
Current Year business loss, if any		1	0
Total Income			0
Book Profit under MAT, where applicable		2	0
Adjusted Total Income under AMT, where applicable		3	0
Net tax payable		4	0
Interest and Fee Payable		5	0
Total tax, interest and Fee payable		6	0
Taxes Paid		7	13,23,236
(+) Tax Payable / (-) Refundable (6-7)		8	(-) 13,23,236
Accreted Income as per section 115TD		9	0
Additional Tax payable u/s 115TD		10	0
Interest payable u/s 115TE		11	0
Additional Tax and interest payable		12	0
Tax and interest paid		13	0
(+) Tax Payable / (-) Refundable (12-13)		14	0

This return has been digitally signed by PRESIDENCY UNIVERSITY in the capacity of Principal Officer having

PAN ADMPA2068B from IP address 49.206.3.114 on 31-Oct-2022 DSC SI.No & Issuer 50546613

& 50546613CN=Capricorn CA 2014,OU=Certifying Authority,O=Capricorn Identity Services Pvt Ltd.,C=IN

System Generated

Barcode/QR code



AAAJP1369B07765771161311022def3f84a6d8f30bbaa94123851785e943b7fcfb2

**DO NOT SEND THIS ACKNOWLEDGEMENT TO CPC, BENGALURU**

*Sanu*  
REGISTRAR  
PRESIDENCY UNIVERSITY  
BANGALORE




**Yadu & Co.,**  
Chartered Accountants  
No. 25, Muddappa Road,  
Maruthi Seva Nagar  
Bangalore – 560 033

### AUDIT REPORT

1. We have examined the Balance Sheet of the **Presidency University, Bangalore** as on 31-03-2022 and the annexed Income and Expenditure Account for the year ended that date. These financial statements are the responsibility of the management. Our responsibility is to express an opinion on these financial statements based on our audit.
2. We have conducted the audit in accordance with auditing standards generally accepted in India. These standards require that we plan and perform the audit to obtain reasonable assurance about whether the financial statements are free of material misstatement. Our audit included, examining on a test basis, evidence supporting amounts and disclosures in the financial statements. Our audit also included assessing the accounting principles used and significant estimates made by the management, as well as evaluating the over all financial statement presentation. We believe that our audit provides a reasonable basis for our opinion.
3. We further report that :
  - a. We have obtained all the information and explanations, which to the best of our knowledge and belief were necessary for the purpose of our audit.
  - b. In our opinion proper books as required by law have been kept by the University , so far as appears from the examination of those books.
  - c. The Balance Sheet and Income & Expenditure account dealt with by this report are in agreement with the books of account.
  - d. In our opinion and to the best of our information and according to the explanations given to us during our audit, the said accounts give a true and fair view of the state of affairs of the University as on 31.3.2022.

for Yadu & Co.,  
Chartered Accountants  
Firm Registration Number: 0047955

  
V. N. Yadunath  
Proprietor  
Membership No: 021170  
UDIN : 22021170AZITWN5177



Place: Bangalore  
Dated: 23/09/2022

☎ 9008999726

\* Email : [vnyadu@yahoo.com](mailto:vnyadu@yahoo.com)



**PRESIDENCY UNIVERSITY, BANGALORE  
BALANCE SHEET AS AT 31-MARCH 2022**

(AMOUNT IN RS)

SOURCE OF FUNDS	Sch	As at 31.3.2022
CORPUS/CAPITAL FUND	2	35,14,21,883
DESIGNATED/ EARMARKED / ENDOWMENT FUNDS	3	17,10,00,000
SECURED LOANS	4	42,44,870
UNSECURED LOANS	5	1,09,56,95,102
CURRENT LIABILITIES & PROVISIONS	6	12,39,84,899
<b>TOTAL :</b>		<b>1,74,63,46,753</b>
<b>APPLICATION OF FUNDS</b>		
<b>FIXED ASSETS</b>		
TANGIBLE FIXED ASSETS	7	84,00,48,419
INVESTMENTS FROM EARMARKED / ENDOWMENT FUNDS	8	17,10,00,000
CURRENT ASSETS	9	59,97,08,425
LOANS, ADVANCES & DEPOSITS	10	13,55,89,909
<b>TOTAL :</b>		<b>1,74,63,46,753</b>

SIGNIFICANT ACCOUNTING POLICIES 1  
CONTINGENT LIABILITIES AND NOTES TO ACCOUNTS 22-28

As per my report of even date attached  
For **Yadu & Co.,**  
FRN:0047955  
Chartered Accountants

*V.N. Yadunath*



**V.N.YADUNATH**  
Proprietor  
Membership No. 021170  
Place: Bangalore  
Date :

*Nissar Ahmed*

**NISSAR AHMED**  
Chancellor



**PRESIDENCY UNIVERSITY, BANGALORE**  
**INCOME AND EXPENDITURE ACCOUNT FOR THE YEAR ENDING 31-MARCH 2022**  
 (Amount in Rupees)

INCOME	Sch	2022
ACADEMIC RECEIPTS	11	1,99,04,29,472
INCOME FROM INVESTMENTS	12	97,84,998
INTEREST EARNED	13	18,89,855
OTHER INCOME	14	10,41,79,000
<b>TOTAL INCOME :</b>		<b>2,10,62,83,325</b>
EXPENDITURE		
STAFF PAYMENT & BENEFITS(ESTABLISHMENT EXPENSES)	15	54,60,47,714
ACADEMIC EXPENSES	16	5,76,87,440
ADMINISTRATIVE AND GENERAL EXPENSES	17	50,40,74,020
REPAIRS & MAINTENANCE	18	6,39,91,416
TRANSPORTATION EXPENSES	19	1,82,61,052
HOSTEL EXPENSES	20	3,39,89,276
FINANCE COSTS	21	20,06,89,649
DEPRECIATION	7 & 26	26,02,13,175
<b>TOTAL EXPENSES :</b>		<b>1,68,49,53,741</b>
<b>BALANCE BEING SURPLUS CARRIED TO CAPITAL FUND</b>		<b>42,13,29,584</b>
<b>TRANSFERRED TO ENDOWMENT FUND</b>		<b>(15,00,00,000)</b>
<b>NET SURPLUS TRANSFERRED TO CAPITAL FUND</b>		<b>27,13,29,584</b>


SIGNIFICANT ACCOUNTING POLICIES

1

As per my report of even date attached  
 For Yadu & Co.,  
 FRN:0047955  
 Chartered Accountants

**V.N.YADUNATH**  
 Proprietor

Membership No. 021170  
 Place: Bangalore  
 Date :



*(Handwritten Signature)*

**NISSAR AHMED**  
 Chancellor



PRESIDENCY UNIVERSITY, BANGALORE  
Financial Statement for the year ending 31 March 2022

1 SIGNIFICANT ACCOUNTING POLICIES & NOTES TO ACCOUNTS  
A Background

University is incorporated under Presidency University Act, 2013 and received the assent of the Governor on the Twenty second day of March, 2013. This is an Act to establish and incorporate in the state of Karnataka, a University of unitary nature in the private sector by A H Memorial Education Trust, Bangalore, to promote and undertake the advancement of applied University education in Business & Management Studies, Life Sciences, Computer Science & Information Technology and other Technical courses, Medical Sciences and allied sectors and for the matters connected therewith or incidental thereto

B. Significant Accounting Policies

a Basis of preparation of Financial Statements

The financial statements are prepared under the historical cost convention and on the accrual basis of accounting in accordance with Generally Accepted Accounting Principles (GAAP) in India. These financial statements comply with the Accounting Standards issued by The Institute of Chartered Accountants of India (ICAI).

b Revenue Recognition

Tuition Fees, Hostel fee and Transport Fees from students are accounted on accrual basis. Income from investments including interest on savings bank are accounted on accrual basis

c Fixed Assets and Depreciation

Fixed assets are stated at cost of acquisition including inward freight, duties and taxes and incidental and direct expenses related to acquisition, installation and commissioning

Infrastructure constructed under work order contracts are capitalised when substantial work is completed and virtual completion of the project is obtained from the Architect

Fixed assets are valued at cost less accumulated depreciation. Depreciation on fixed assets is provided on written down value method, at the following rates

Particulars of Assets	Rate of Depreciation
Land	-
Site under Development	-
Buildings	10%
Plant and Machinery	15%
Electrical Installation	15%
Tube Wells and Water Suply System	15%
Office Equipments	15%
Laboratory and Science Equipments	15%
Audio Visual Equipments	15%
Furniture and Fixtures and Fittings	10%
Computer and Pheripherals	40%
Sports Equipments	15%
Vehicles	30%
Library Books and Scientific Journals	15%
Intangible Assets	15%

Assets, the individual value of each of which is Rs. 2000 or less (except Library Books) are treated as Small Value Assets, 100% depreciation is provided in respect of such assets at the time of their acquisition

Interest on borrowed money allocated to and utilized for qualifying assets, pertaining to the period up to the date of capitalization is capitalized. Assets acquired on finance lease is capitalised at the gross value and interest there on is charged to Income Statement.

Advances paid towards acquisition of fixed assets outstanding as of each Balance Sheet date and the cost of fixed assets not ready for use before such date are disclosed under capital work in progress. Lease payments under operating lease are recognized as an expense in the Income Statement.

Payment for lease hold land is amortised over the period of lease.

**d Retirement benefits**

Retirement benefits i.e., gratuity and leave encashment are accounted on cash basis

**e Use of Estimates**

The preparation of financial statements in conformity with Generally Accepted Accounting Principles (GAAP) requires managements to make judgements, estimates and assumptions that affect the application of a Accounting Policies and reported amounts of assets, liabilities, income and expenditure and disclosure of contingent liabilities on the date of the Balance Sheet. Actual results could differ from those estimates. Estimates and underlying assumptions are reviewed on an ongoing basis. Any revision to accounting estimates is recognized prospectively in current and future periods.


**f Borrowing Cost Capitalisation**

Borrowing costs are interests and other costs incurred by the sponsoring body on behalf of the University in connection with the borrowing of funds. The funds are used for the purpose of developing infrastructure and purchase of fixed assets for the University and for operating expenses. Borrowing costs directly attributable to construction or acquisition of those fixed assets which essentially take substantial period of time to get ready for their intended use are capitalised. Other borrowing costs are expensed in the period in which these are incurred.

**g Provision and Contingencies**

A provision is recognized when the Institution has a present obligation as a result of past events and it is probable that an outflow of resources will be required to settle the obligation, in respect of which reliable estimate can be made. Provisions (excluding retirement benefits) are not discounted to its present value and are determined based on best estimate required to settle the obligation at the balance sheet date. These are reviewed at each balance sheet date and adjusted to reflect the current best estimate. Contingent liabilities are not recognized but disclosed in the notes to the financial statements.

As per my report of even date attached

  
For Yadu & Co.,  
FRN:0047955  
Chartered Accountants



  
REGISTRAR  


Ram



PRESIDENCY UNIVERSITY, BANGALORE  
SCHEDULES FORMING PART OF BALANCE SHEET AND INCOME AND EXPENDITURE ACCOUNT

Particulars		YTD-March-2022
		Rs.
2	<b>CORPUS/CAPITAL FUND</b>	
	Balance at the beginning of the year	1,14,94,683
	<b>Total</b>	1,14,94,683
	Income and Expenditure Account Surplus	7,04,68,838
	Opening Balance Surplus/(deficit)	
	Less Accumulated Depreciation of Earlier Years transferred by Sponsoring Body	11,28,778
	Other Adjustments	(30,00,000)
	Transferred to Endowment Fund Reserve	27,13,29,584
	Surplus transferred from Income and Expenditure Account	33,99,27,200
	<b>Balance At the year end</b>	<b>35,14,21,883</b>
3	<b>DESIGNATED/ EARMARKED / ENDOWMENT FUNDS</b>	
	Opening balance	16,50,00,000
	Add: Relating to Previous year	30,00,000.00
	Additions/(withdrawn) during the year	30,00,000.00
	<b>Total (A)</b>	<b>17,10,00,000</b>
	Utilisation/Expenditure towards objectives of funds	
	Capital Expenditure	-
	Revenue Expenditure/(withdrawn to interest income)	-
	<b>Total (B)</b>	<b>-</b>
	<b>Closing Balance (A-B)</b>	<b>17,10,00,000</b>
	Represented by :	
	Cash and Bank Balances (Placed in fixed deposit)	17,10,00,000
4	<b>SECURED LOANS</b>	
	Vehicle Loans	42,44,870
	(Secured by the hypothication of the respective vehicles)	
5	<b>UNSECURED LOANS - Refer Note 26 for details)</b>	
	From AHMET - Sponsoring Body	
	Towards financial support for Infrastructure, and related servicing expenses provided by Sponsoring Body	1,09,56,95,102
		<b>1,09,56,95,102</b>

PRESIDENCY UNIVERSITY, BANGALORE  
SCHEDULES FORMING PART OF BALANCE SHEET AND INCOME AND EXPENDITURE ACCOUNT

Particulars		YTD-March-2022
		Rs.
6	<b>CURRENT LIABILITIES AND PROVISIONS</b>	
	<b>CURRENT LIABILITIES</b>	
	<b>Sundry Creditors</b>	4,67,17,910
	For Goods	1,25,42,818
	For Services	4,98,499
	For Capital Expenditure	
	<b>Statutory Liabilities</b>	2,19,39,491
	TDS Payable	1,17,000
	Professional tax payable	9,91,476
	PF Payable	
	PF Administration Charges Payable	
	<b>Other Current Liabilities</b>	
	Fees Received in Advance	
	<b>Liabilities for Expenses</b>	1,04,23,464
	Salaries Payable	
	Leave Encashment Payable	27,000
	Professional Charges Payable	46,335
	Rent Payable	
	Counselling Charges Payable	12,44,089
	Electricity Charges Payable	5,467
	Water Charges Payable	
	Telephone Charges Payable	3,83,610
	Concession and Scholarship Payable	
	Advertisement and Marketing Charges Payable	
	Membership/Registration & Affiliation Charges Payable	
	Stipend Payable	
	Maintenance Allowance Payable (Social Welfare Dept)	24,067
	Others	6,71,894
	Retention Money Payable	
	Research Project Support	14,90,593
	Research and Project Grant	2,65,99,895
	Caution Deposit	1,61,290
	Maintenance allowance payable (Social Welfare Dept)	1,00,000
	Arivu Loan Received	
		<b>12,39,84,899</b>
8	<b>INVESTMENTS FROM EARMARKED / ENDOWMENT FUNDS</b>	
	Term Deposits with Banks - Opening Balance	15,00,00,000
	Additions?(withdrawn) During the Year	2,10,00,000
		<b>17,10,00,000</b>

*Sanu*  
REGISTRAR  
PRESIDENCY UNIVERSITY  
BANGALORE

*Sanu*

PRESIDENCY UNIVERSITY, BANGALORE  
SCHEDULES FORMING PART OF BALANCE SHEET AND INCOME AND EXPENDITURE ACCOUNT

Particulars		YTD-March-2022
		Rs.
9	<b>CURRENT ASSETS</b>	
	Fees Receivable	34,75,02,863
	Accademic Fees Receivable	
	<b>Cash and Bank Balances</b>	
	Cash on hand	2,43,708
	Balance with Banks on Term Deposit Accounts	16,90,00,000
	Balance with Banks on Savings Accounts	8,29,61,853
		<b>59,97,08,425</b>
10	<b>LOANS, ADVANCES &amp; DEPOSITS</b>	
	<b>Deposits:</b>	
	Rental Deposits	1,34,89,500
	Electricity Deposit	32,210
	Telephone	11,000
	Fuel Deposit	1,00,000
	Gas Deposit	5,250
	Other Deposit	1,17,83,925
	<b>Advances and other amounts recoverable in cash or in kind or for value to be received:</b>	
	Advance to Suppliers - For and Services	9,51,76,111
	Advance to Suppliers towards Capital Expenditure	26,44,243
	Staff Advance	27,19,140
	General Advance	2,45,463
	Grant Received for VGST Project / Research Project	
		73,79,248
	Accrued interest on Fixed Deposit	-
	Prepaid Expenses	18,094
	Other Receivable	19,85,726
	TDS Receivable	13,55,89,909

*Same*  
REGISTRAR  
PRESIDENCY UNIVERSITY  
BANGALORE

200

PRESIDENCY UNIVERSITY, BANGALORE  
SCHEDULES FORMING PART OF BALANCE SHEET AND INCOME AND EXPENDITURE ACCOUNT

Particulars		YTD-March-2022
		Rs.
11	<b>ACADEMIC RECEIPTS</b>	
	<b>FEES FROM STUDENTS</b>	
	Tuition fee - SOM PG	28,17,90,000
	Tuition fee -SOL	12,75,29,625
	Tuition fee -SOE UG	1,49,87,74,613
	Tuition fee - SOD	3,28,10,000
	Tuition fee - SOE PG	74,25,000
	Tuition fee - SOIS	4,19,75,000
	Tuition fee - SOC	2,94,85,000
	Tuition fee - SOM UG	18,03,10,000
	Tuition fee - SOMS	8,00,000
	Tuition fee - Ph.D	2,23,42,500
	Total (A)	2,22,32,41,738
	Less - Scholarships	(11,98,15,105)
	Less Concession and Freeships	(11,29,97,161)
	<b>TOTAL ACADEMIC RECEIPTS</b>	<b>1,99,04,29,472</b>
12	<b>INCOME FROM INVESTMENTS</b>	
	Interest on Term Deposits Placed towards Endowment Fund	1,16,06,069
	Transferred to Earmarked/Endowment Funds - 25% of Endowment Fund	(30,00,000)
	Interest on other Fixed Deposits	11,78,929
		97,84,998
13	<b>INTEREST EARNED</b>	
	Interest on Savings Bank Accounts with Scheduled Banks	18,89,855
		18,89,855
14	<b>OTHER INCOME</b>	
	Hostel Fees	8,51,46,946
	Transportation Fees	(56,150)
	Other Fees	1,11,28,526
	Contribution from Alumni	21,77,929
	Miscellaneous Income	57,81,749
		10,41,79,000

S-4.1

PRESIDENCY UNIVERSITY, BANGALORE  
SCHEDULES FORMING PART OF BALANCE SHEET AND INCOME AND EXPENDITURE ACCOUNT

		YTD-March-2022
Particulars		Rs.
15	<b>STAFF PAYMENTS &amp; BENEFITS (ESTABLISHMENT EXPENSES)</b>	23,31,61,163
	Basic Pay, Academic grade pay and consolidated salary	11,06,28,609
	Dearness Allowance	17,41,09,728
	Allowances	34,57,899
	Adjunct faculty, arrear earning and others	1,02,96,227
	Contribution to Provident Fund	8,58,974
	PF Administration Charges	12,27,888
	Gratuity, Exgratia and Leave Encashment	1,02,49,481
	Staff Welfare Expenses	20,57,745
	Staff Recruitment Expenses	54,60,47,714
16	<b>ACADEMIC EXPENSES</b>	15,78,637
	Participation in Conferences	-
	Expenses on Seminars/Workshops/Industrial Trips	48,89,005
	Seed Grant Research Expenses	6,60,602
	Other Research Support	5,97,147
	Student Welfare expenses	57,03,722
	Membership and Subscription	1,15,55,656
	Library, Magazines and Journals	-
	Discontinued students written off	-
	Student Handbook	1,29,800
	Uniform Expenses	19,59,649
	Laboratory Consumable	1,41,346
	Sports Consumable	68,61,182
	Student Function and Celebration	2,36,10,694
	Student Activity and Development Expenses	5,76,87,440
17	<b>ADMINISTRATIVE AND GENERAL EXPENSES</b>	
	<b>Infrastructure</b>	61,43,415
	Electricity and power	22,232
	Water charges	-
	<b>Communication</b>	88,077
	Postage and Courier Charges	56,37,535
	Telephone and Internet charges	2,20,00,831
	Software Licencing Subscription	-
	<b>Others</b>	5,73,25,786
	Advertisement and Publicity	18,61,17,576
	Counselling charges	13,26,83,272
	Logo Branding and Integrated IT Service	1,34,45,932
	Rent, rates and taxes	19,74,117
	Building Insurance and general Insurance	2,06,39,310
	Security Expenses	-

*Sanne*  
REGISTRAR  
PRESIDENCY UNIVERSITY  
BANGALORE

PRESIDENCY UNIVERSITY, BANGALORE  
SCHEDULES FORMING PART OF BALANCE SHEET AND INCOME AND EXPENDITURE ACCOUNT

Particulars		YTD-March-2022
		Rs.
		2,96,35,779
	Professional charges	6,68,650
	Legal Expenses	62,24,769
	Printing and Stationery (consumption)	24,38,481
	Travelling and Boarding Expenses	46,55,295
	Transportation and Conveyance Expenses	5,93,785
	Hospitality - gifts and articles	20,86,032
	Meeting Expenses	42,93,728
	Auditors Remuneration - Internal Audit	4,92,317
	Membership and Subscription - General	19,00,337
	Donation and Charity	24,205
	Placement Expenses	5,30,501
	Guest House maintenance expenses	35,67,448
	Irrecoverable Advances Written off	8,84,550
	Miscellaneous expenses	50,40,74,020
18	<b>REPAIRS &amp; MAINTENANCE</b>	86,71,885
	Repair - Buildings	4,04,138
	Repairs - Furniture & Fixtures	2,04,491
	Repairs-DG Set	7,51,277
	Repair Electricals	11,00,565
	Repairs - Office Equipment	5,82,370
	Repairs - Electronic Equipment	10,76,919
	Repairs - Computers	20,946
	Repairs - Laboratory & Scientific equipment	4,47,91,609
	Maintenance - Outsourced Cleaning Services	20,75,151
	Annual Maintenance Contracts	42,23,288
	Maintenance - Garden Maintenance	88,777
	Repairs Others	6,39,91,416
19	<b>TRANSPORTATION EXPENSES</b>	
	Vehicles (owned by institution)	52,83,019
	Running expenses	7,36,734
	Repairs & maintenance	8,24,187
	Taxes and Insurance	
	Vehicles taken on rent/lease	1,14,17,112
	Outsourced expenses	1,82,61,052

  
 REGISTRAR  


PRESIDENCY UNIVERSITY, BANGALORE  
SCHEDULES FORMING PART OF BALANCE SHEET AND INCOME AND EXPENDITURE ACCOUNT

Particulars		YTD-March-2022
		Rs.
20	<b>HOSTEL EXPENSES</b>	
	Rent expenses/outsourced hostel charges	1,02,67,212
	Food Expenses	70,50,171
	Outsourced Security and HK Expenses	62,53,082
	Telephone charges	
	Internet/cable expenses	6,10,971
	Repairs and Maintenance	70,54,518
	Water charges	13,01,761
	Electricity and power	6,59,561
	Commission and Brokerage	7,92,000
	Miscellaneous Expenses	
		<b>3,39,89,276</b>
21	<b>FINANCE COSTS</b>	
	Interest paid on Vehicle Loans	3,42,569
	Interest on Term Loan paid by Sponsoring Body charged back to University	19,81,65,615
	Bank Charges	12,72,377
	Interest paid on Unsecured Loan	
	Interest on Educational Loan	9,09,087
		<b>20,06,89,649</b>

*Same*  
REGISTRAR  
PRESIDENCY UNIVERSITY  
BANGALORE

22 CONTINGENT LIABILITIES:

CAPITAL COMMITMENTS

The Value of contracts remaining to be executed on Capital Account and not provided for (Net of Advances) amounted to nil as on 31-3-2022

Bank Guarantee provided by the Bank on behalf of the University and outstanding as on 31-3-2022 - Rs. Nil

23 CURRENT ASSETS, LOANS, ADVANCES AND DEPOSITS

In the opinion of the Management, the current assets, Loans, Advances and Deposits have a value on realization in the ordinary course, equal at least to the aggregate amount shown in the Balance Sheet

24 ENDOWMENT FUND INVESTMENT

As per the conditions stipulated in clause 47, para 1 of the Presidency University Act, the University has placed Rs.15 crores in the form of Term Deposit renewable every year and Rs.10 crores in Bank Guarantee renewable every year towards Endowment Fund Requirement. As per para 4 of the clause 47 of the act, the interest earned on the term deposit is reinvested in the Fund to the extent of 25% of such interest. Details are given under

Particulars of investment

Fixed Deposit No. 11890300104206

Fixed Deposit No. 11890300104222

Rs.
12,00,00,000
3,00,00,000
15,00,00,000

25 RETIREMENT BENEFITS

The University is in the process of carrying out an actuarial valuation of the retirement benefit liability as on 31-3-2022 and in the opinion of the Board of Governors, the liability arising out of such exercise is not expected to be significant.

26 SPONSORING BODY SUPPORT

Abdul Hameed Memorial Education Trust, the Sponsoring Body to the University has provided Financial, human resources and management support for the Development of the University from its inception.

Borrowings arranged by Sponsoring Body for the Purpose of Developing Infrastructure within the University Campus

	Sanctioned Amount	Drawdown Amount
<b>1) Borrowing from Federal Bank</b>		
1 st Tranche	35 Crore	35 Crore
2nd Tranche	50 Crore	50 Crore
3rd Tranche	50 Crore	50 Crore
4th Tranche	21 Crore	21 Crore
3rd and 4th Tranche were subsequently transferred to HDFC Bank		
<b>2) Borrowing From Indus Ind Bank subsequently transferred to Axis Bank</b>		
	40 crore	40 Crore
	<b>196 Crore</b>	<b>196 Crore</b>

Margin money contributed by Sponsoring Body from its internal accrual for the

65 crore

**Total Investment Committed by Sponsoring Body excluding Land as on 31st March 2022**

**261 crore**



The Infrastructure created out the borrowing and margin money contributed by the Sponsoring Body has been Summarised below

	Investment upto	Depreciation	Depreciation	NBV at
	31-3-2022	Upto 31-3-2021	31-3-2022	31-3-2022
University- B School Block- New	5,48,94,514	1,59,15,001	38,84,726	3,50,94,787
University - Hostel Block Paripoorna Layout	15,42,93,499	4,64,82,278	1,07,81,122	9,70,30,099
University-Engineering Block Phase - 1	6,34,94,481	1,92,77,674	44,21,681	3,97,95,126
University-Hard Scaping	6,05,40,283	1,28,40,378	47,69,991	4,29,29,915
University - Admin Block	11,25,41,666	2,65,81,843	85,95,982	7,73,63,841
University-Admin Canopy Block	6,61,66,563	1,99,70,504	46,19,606	4,15,76,453
University-Cafeteria/seminar Hall	5,64,79,648	1,71,78,987	39,30,066	3,53,70,595
Un Iversity-Enginerring Block Phase-II	38,59,33,274	10,10,79,734	2,84,85,354	25,63,68,186
Building University(2016-17)	40,21,79,526	16,55,96,877	2,36,58,265	21,29,21,384
Building Unviersity(2015-16)	22,61,18,270	8,51,79,883	1,40,93,839	12,68,44,549
University-Engineering Block Phase III	78,27,63,991	13,38,39,234	6,26,61,401	58,62,63,356
Computer and Software	6,75,43,201	5,21,45,836	61,58,946	92,38,419
Vehicles	6,47,500	3,09,501	50,700	2,87,299
Office Equipments	37,73,411	9,87,650	4,17,864	23,67,897
Lab Equipments	4,02,97,203	1,56,98,692	36,89,777	2,09,08,734
Furniture and Fixtures	8,44,34,829	2,74,52,005	85,47,424	4,84,35,400
	<b>2,56,21,01,859</b>	<b>74,05,36,077</b>	<b>18,87,66,742</b>	<b>1,63,27,99,040</b>
Capital Working Progress pending Completion	20,38,87,921			20,38,87,921
Advance Paid to Suppliers towards Project work	12,02,90,111			12,02,90,111
	<b>2,88,62,79,891</b>	<b>74,05,36,077</b>	<b>18,87,66,742</b>	<b>1,95,69,77,072</b>
Capitalised value of Interest on term Loan	9,58,38,882			9,58,38,882

Besides the financial support have also been obtained from the Sponsoring Body towards working capital support, debt servicing by way of interest and principal repayments, in addition to contribution towards endowment fund and margin money against Bank Guarantee a significant financial obligation towards shifting of transformer lines passing through University land. The balances due on account of these as at 31-3-2022 is given below:

Endowment Fund Investment	15,00,00,000
Margin Money towards Bank Guarantee	2,50,00,000
Transfer of Power Grid	12,00,00,000
Interest on Term Loans and working capital and other loans	1,63,36,559
	74,05,36,077
Amortized Value of Assets upto 2020-21	18,87,66,742
Amortized Value of Assets 2021-22	<u>1,24,06,39,378</u>

upto 31-3-2022 Sponsoring Body has repaid the term loan amounting to Rs.33,42,22,607 on behalf of University

Apart from this, Land meassuring 40.3504 Acres have been purchased by Sponsoring Body and vested with the University as per clause Chapter - II, Section 4(1)(ii)(b) of the University Act. The infrastructure has been built on the vested land by the Sponsoring body and for which Borrowing has been contracted as noted above. The land parcel has been securitised in relation to the term loan contracted. The servicing of interest and principal amount is done by the Sponsoring body, which will be reimbursed by the University, as and when they fall due.

27

### SECURATISATION OF TERM LOANS TAKEN BY SPONSORING BODY FOR INFRASTRUCTURE OF UNIVERSITY

University has been informed that the Sponsoring Body has created charge on the following securities, for the term loans mentioned in note above

1) From Federal Bank - Rs.165 Crore and Indus Ind Bank Rs.72 Crore

#### Primary Security:

- 1) First Paripassu charge by way of equitable mortgage on the landed property owned by Trust and vested to the University measuring 31.65 acres
- 2) First exclusive charge on the Fixed Assets created at the University out of the Loan taken
- 3) First Paripassu charge on the entire cash flow of the University

#### Collateral Security


- 1) First Paripassu charge by way of equitable mortgage on the landed property owned by Trust and vested to the University measuring 9.39 acres
- 2) First Paripassu charge by way of equitable mortgage on the Leasehold Rights of Land and Building belonging to a running School Owned the Sponsoring Body
- 3) First Paripassu Charge on the Current Assets owned by the Sponsoring Body other than those encumbered with other banks
- 4) Personal Guarantees of the Trustees of the Sponsoring Body



The responsibility for servicing of the interest and repayment of principal as and when they fall due rests with the University. The Sponsoring Body has, at periodic intervals provided financial support in the servicing obligations of the University which has been shown as outstanding under current liabilities as noted above.

28

Previous year's figures have been regrouped and rearranged wherever necessary, to confirm current year's classifications

As per my report of even date attached  
For Yadu & Co.,  
FRN:0047955  
Chartered Accountants

  
V.N.YADUNATH  
Proprietor  
Membership No. 021170  
Place: Bangalore  
Date :



Nissar Ahmed  
Chancellor

  
REGISTRAR  



PRESIDENCY UNIVERSITY

AMOUNT IN RS

Note-7 : Fixed Assets

Particulars	Gross Block				Depreciation Block		Net Block	
	As at 1 April 2021	Additions during the year - before 30-9-2021	Additions during the year - after 30-9-2021	Deletions	As at 31 March 2022	Depn. Rate	Charge for the year	As at 31 March 2022
Tangible Assets								
Land - (See Note Below)		52,70,68,516			52,70,68,516			52,70,68,516
Sponsoring Body Infrastructure and Building			75,81,553		2,92,09,821	10%	25,41,904	2,66,67,917
Buildings Including Other Civic Amenities	2,16,28,268		20,50,430		1,40,27,502	15%	19,50,343	1,20,77,159
Electrical Equipments and Electrical Fixtures	1,19,77,072		1,01,74,085		2,57,85,658	15%	31,04,792	2,26,80,865
Office Equipments and Other Appliances	1,29,10,474	27,01,099	37,36,078		3,75,20,543	15%	53,47,876	3,21,72,668
Laboratory and Science Equipments	3,29,34,177	8,50,288	2,38,27,328		9,12,27,784	10%	79,31,412	8,32,96,372
Furniture and Fixtures and Fittings	6,59,99,645	14,00,811	4,82,16,367		12,52,06,894	40%	4,04,39,484	8,47,67,410
Computers including Accessories and Software	2,56,38,283	5,13,52,244	1,14,877		32,74,518	15%	4,82,562	27,91,956
Sports Equipments	31,59,641				2,50,47,072	30%	75,14,122	1,75,32,950
Motor Vehicles	2,26,28,007	24,19,065	5,99,391		1,44,00,331	15%	21,15,095	1,22,85,235
Library Books and Journals	1,34,09,938	3,91,002			1,25,615	15%	18,842	1,06,773
Musical Instruments	1,25,615				1,86,00,598			1,86,00,598
Capital Work in Progress	1,06,93,627		85,78,790	6,71,819				
	22,11,04,747	5,91,14,509	10,48,78,899	6,71,819	91,14,94,852		7,14,46,433	84,00,48,419

Land measuring 40.3504 Acres have been purchased by Sponsoring Body and vested with the University as per clause Chapter - II, Section 4(1)(ii)(b) of the University Act



**INDIAN INCOME TAX RETURN ACKNOWLEDGEMENT**

Assessment Year

[Where the data of the Return of Income in Form ITR-1 (SAHAJ), ITR-2, ITR-3, ITR-4(SUGAM), ITR-5, ITR-6, ITR-7 filed and verified]  
(Please see Rule 12 of the Income-tax Rules, 1962)

2021-22

5.401 - 2020-21

PAN AAAJP1369B

Name PRESIDENCY UNIVERSITY

Address 1, DIBBUR, RAJANAKUNTE OFF DODABALLAPUR MAIN ROAD, BANGALORE, 15-Karnataka, 91-INDIA, 560089

Status AOP/BOI

Form Number

ITR-7

Filed u/s 139(1)-On or before due date

e-Filing Acknowledgement Number 341425650130322

Taxable Income and Tax details			
Current Year business loss, if any		1	0
Total Income			0
Book Profit under MAT, where applicable		2	0
Adjusted Total Income under AMT, where applicable		3	0
Net tax payable		4	0
Interest and Fee Payable		5	0
Total tax, interest and Fee payable		6	0
Taxes Paid		7	6,63,872
(+) Tax Payable / (-) Refundable (6-7)		8	(-) 6,63,872
Dividend Tax Payable		9	0
Interest Payable		10	0
Total Dividend tax and interest payable		11	0
Taxes Paid		12	0
(+) Tax Payable / (-) Refundable (11-12)		13	0
Accreted Income as per section 115TD		14	0
Additional Tax payable u/s 115TD		15	0
Interest payable u/s 115TE		16	0
Additional Tax and interest payable		17	0
Tax and interest paid		18	0
(+) Tax Payable / (-) Refundable (17-18)		19	0

Dividend Distribution Tax details

Accreted Income &amp; Tax Details

This return has been digitally signed by PRESIDENCY UNIVERSITY in the capacity of Principal Officer having PAN ADMMPA2068B from IP address 10.1.254.19 on 13-Mar-2022 DSC SI.No & Issuer 50546613 & 50546613CN=Capricorn CA 2014,OU=Certifying Authority,O=Capricorn Identity Services Pvt Ltd.,C=IN

System Generated

Barcode/QR code



AAAJP1369B07341425650130322d79a940b2a67a1aaf04cdf44fe245f3a96aa727c

**DO NOT SEND THIS ACKNOWLEDGEMENT TO CPC, BENGALURU**

REGISTRAR





**Yadu & Co.,**  
Chartered Accountants  
No. 25, Muddappa Road,  
Maruthi Seva Nagar  
Bangalore – 560 033

### AUDIT REPORT

1. We have examined the Balance Sheet of the **Presidency University, Bangalore** as on 31-03-2021 and the annexed Income and Expenditure Account for the year ended that date. These financial statements are the responsibility of the management. Our responsibility is to express an opinion on these financial statements based on our audit.
2. We have conducted the audit in accordance with auditing standards generally accepted in India. These standards require that we plan and perform the audit to obtain reasonable assurance about whether the financial statements are free of material misstatement. Our audit included, examining on a test basis, evidence supporting amounts and disclosures in the financial statements. Our audit also included assessing the accounting principles used and significant estimates made by the management, as well as evaluating the overall financial statement presentation. We believe that our audit provides a reasonable basis for our opinion.
3. We further report that :
  - a. We have obtained all the information and explanations, which to the best of our knowledge and belief were necessary for the purpose of our audit.
  - b. In our opinion proper books as required by law have been kept by the University , so far as appears from the examination of those books.
  - c. The Balance Sheet and Income & Expenditure account dealt with by this report are in agreement with the books of account.
  - d. In our opinion and to the best of our information and according to the explanations given to us during our audit, the said accounts give a true and fair view of the state of affairs of the University as on 31.3.2021.

for Yadu & Co.,  
Chartered Accountants  
Firm Registration Number: 004795S


*V. N. Yadunath*  
V. N. Yadunath  
Proprietor  
Membership No: 021170  
UDIN : 21021170AAAAHU4353



Place: Bangalore  
Dated: 25/11/2021

9008999726

\* Email : [vnyadu@yahoo.com](mailto:vnyadu@yahoo.com)



**PRESIDENCY UNIVERSITY, BANGALORE  
BALANCE SHEET AS AT 31-MARCH 2021**

SOURCE OF FUNDS	Sch	(AMOUNT IN RS)
		As at 31.3.2021
CORPUS/CAPITAL FUND	2	8,19,63,521
DESIGNATED/ EARMARKED / ENDOWMENT FUNDS	3	16,50,00,000
SECURED LOANS	4	28,69,192
UNSECURED LOANS	5	35,58,61,234
CURRENT LIABILITIES & PROVISIONS	6	12,82,83,823
<b>TOTAL :</b>		<b>73,39,77,770</b>
<b>APPLICATION OF FUNDS</b>		
<b>FIXED ASSETS</b>		
TANGIBLE FIXED ASSETS	7	22,11,04,748
INVESTMENTS FROM EARMARKED / ENDOWMENT FUNDS	8	15,00,00,000
CURRENT ASSETS	9	32,33,47,117
LOANS, ADVANCES & DEPOSITS	10	3,95,25,905
<b>TOTAL :</b>		<b>73,39,77,770</b>
SIGNIFICANT ACCOUNTING POLICIES	1	
CONTINGENT LIABILITIES AND NOTES TO ACCOUNTS	22-28	

As per my report of even date attached

**For Yadu & Co.,**

FRN:0047955

Chartered Accountants

*V.N. Yadunath*



**V.N.YADUNATH**

**Proprietor**

Membership No. 021170

Place: Bangalore

Date : 25/11/2021

*Nissar Ahmed*  
**NISSAR AHMED**  
Chancellor

*Sanna*  
REGISTRAR  
PRESIDENCY UNIVERSITY  
Bangalore

*Sanna*

**PRESIDENCY UNIVERSITY, BANGALORE**  
**INCOME AND EXPENDITURE ACCOUNT FOR THE YEAR ENDING 31-MARCH 2021**  
 (Amount in Rupees)

INCOME	Sch	2021
ACADEMIC RECEIPTS	11	1,51,50,44,391
INCOME FROM INVESTMENTS	12	1,01,82,956
INTEREST EARNED	13	8,60,854
OTHER INCOME	14	3,51,93,503
<b>TOTAL INCOME :</b>		<b>1,56,12,81,704</b>
EXPENDITURE		
STAFF PAYMENT & BENEFITS(ESTABLISHMENT EXPENSES)	15	37,35,80,159
ACADEMIC EXPENSES	16	2,66,22,676
ADMINISTRATIVE AND GENERAL EXPENSES	17	29,19,31,773
REPAIRS & MAINTENANCE	18	5,15,10,622
TRANSPORTATION EXPENSES	19	80,25,767
HOSTEL EXPENSES	20	2,52,91,554
FINANCE COSTS	21	20,15,59,000
DEPRECIATION	7 & 26	26,18,75,050
<b>TOTAL EXPENSES :</b>		<b>1,24,03,96,600</b>
<b>BALANCE BEING SURPLUS CARRIED TO CAPITAL FUND</b>		<b>32,08,85,103</b>

SIGNIFICANT ACCOUNTING POLICIES

1

As per my report of even date attached  
 For Yadu & Co.,  
 FRN:0047955  
 Chartered Accountants

*V.N. YADUNATH*



**V.N.YADUNATH**

**Proprietor**

Membership No. 021170

Place: Bangalore

Date : 22/03/2021

**NISSAR AHMED**  
**Chancellor**

*Nissar Ahmed*  
 REGISTRAR

**PRESIDENCY UNIVERSITY, BANGALORE**  
**Financial Statement for the year ending 31 March 2021**

**1 SIGNIFICANT ACCOUNTING POLICIES & NOTES TO ACCOUNTS**

**A Background**

University is incorporated under Presidency University Act, 2013 and received the assent of the Governor on the Twenty second day of March, 2013. This is an Act to establish and incorporate in the state of Karnataka, a University of unitary nature in the private sector by A H Memorial Education Trust, Bangalore, to promote and undertake the advancement of applied University education in Business & Management Studies, Life Sciences, Computer Science & Information Technology and other Technical courses, Medical Sciences and allied sectors and for the matters connected therewith or incidental thereto

**B. Significant Accounting Policies**

**a Basis of preparation of Financial Statements**

The financial statements are prepared under the historical cost convention and on the accrual basis of accounting in accordance with Generally Accepted Accounting Principles (GAAP) in India. These financial statements comply with the Accounting Standards issued by The Institute of Chartered Accountants of India (ICAI).

**b Revenue Recognition**

Tuition Fees, Hostel fee and Transport Fees from students are accounted on accrual basis. Income from investments including interest on savings bank are accounted on accrual basis

**c Fixed Assets and Depreciation**


Fixed assets are stated at cost of acquisition including inward freight, duties and taxes and incidental and direct expenses related to acquisition, installation and commissioning

Infrastructure constructed under work order contracts are capitalised when substantial work is completed and virtual completion of the project is obtained from the Architect

Fixed assets are valued at cost less accumulated depreciation. Depreciation on fixed assets is provided on written down value method, at the following rates

Particulars of Assets	Rate of Depreciation
Land	-
Site under Development	-
Buildings	10%
Plant and Machinery	15%
Electrical Installation	15%
Tube Wells and Water Supply System	15%
Office Equipments	15%
Laboratory and Science Equipments	15%
Audio Visual Equipments	15%
Furniture and Fixtures and Fittings	10%
Computer and Pheripherals	40%
Sports Equipments	15%
Vehicles	30%
Library Books and Scientific Journals	15%
Intangible Assets	15%

Assets, the individual value of each of which is Rs. 2000 or less (except Library Books) are treated as Small Value Assets, 100% depreciation is provided in respect of such assets at the time of their acquisition



bm



Interest on borrowed money allocated to and utilized for qualifying assets, pertaining to the period up to the date of capitalization is capitalized. Assets acquired on finance lease is capitalised at the gross value and interest there on is charged to Income Statement.

Advances paid towards acquisition of fixed assets outstanding as of each Balance Sheet date and the cost of fixed assets not ready for use before such date are disclosed under capital work in progress. Lease payments under operating lease are recognized as an expense in the Income Statement.

Payment for lease hold land is amortised over the period of lease.

**d Retirement benefits**

Retirement benefits i.e., gratuity and leave encashment are accounted on cash basis

**e Use of Estimates**

The preparation of financial statements in conformity with Generally Accepted Accounting Principles (GAAP) requires managements to make judgements, estimates and assumptions that affect the application of a Accounting Policies and reported amounts of assets, liabilities, income and expenditure and disclosure of contingent liabilities on the date of the Balance Sheet. Actual results could differ from those estimates. Estimates and underlying assumptions are reviewed on an ongoing basis. Any revision to accounting estimates is recognized prospectively in current and future periods.



**f Borrowing Cost Capitalisation**



Borrowing costs are interests and other costs incurred by the sponsoring body on behalf of the University in connection with the borrowing of funds. The funds are used for the purpose of developing infrastructure and purchase of fixed assets for the University and for operating expenses. Borrowing costs directly attributable to construction or acquisition of those fixed assets which essentially take substantial period of time to get ready for their intended use are capitalised. Other borrowing costs are expensed in the period in which these are incurred.

**g Provision and Contingencies**

A provision is recognized when the Institution has a present obligation as a result of past events and it is probable that an outflow of resources will be required to settle the obligation, in respect of which reliable estimate can be made. Provisions (excluding retirement benefits) are not discounted to its present value and are determined based on best estimate required to settle the obligation at the balance sheet date. These are reviewed at each balance sheet date and adjusted to reflect the current best estimate. Contingent liabilities are not recognized but disclosed in the notes to the financial statements.

As per my report of even date attached

  
  
**For Yadu & Co.,**  
FRN:0047955  
Chartered Accountants

  
REGISTRAR  


*Jam*

PRESIDENCY UNIVERSITY, BANGALORE  
SCHEDULES FORMING PART OF BALANCE SHEET AND INCOME AND EXPENDITURE ACCOUNT

Particulars		YTD-March-2021
		Rs.
2	<b>CORPUS/CAPITAL FUND</b>	
	Balance at the beginning of the year	1,14,94,683
	Add: Contributions towards Corpus/Capital Fund	
	Assets Purchased out of Earmarked Funds	
	Assets Purchased out of Sponsored Projects, where ownership vests in the institution	
	Assets Donated/Gifts Received	
	Other Additions	
	Excess of income over expenditure transferred from the Income & Expenditure Account	
	<b>Total</b>	<b>1,14,94,683</b>
	(Deduct) Deficit transferred from the Income & expenditure Account	
	Opening Balance	(25,04,16,265)
	Transferred from Income and Expenditure Account	<b>32,08,85,103</b>
		7,04,68,838
	<b>Balance At the year end</b>	<b>8,19,63,521</b>
3	<b>DESIGNATED/ EARMARKED / ENDOWMENT FUNDS</b>	
	Opening balance	16,50,00,000
	Additions/(withdrawn) during the year	
	Income from investments made of the funds	
	<b>Total (A)</b>	<b>16,50,00,000</b>
	Utilisation/Expenditure towards objectives of funds	
	Capital Expenditure	
	Revenue Expenditure/(withdrawn to interest income)	
	<b>Total (B)</b>	
	<b>Closing Balance (A-B)</b>	<b>16,50,00,000</b>
	Represented by :	
	Cash and Bank Balances (Placed in fixed deposit)	15,00,00,000
4	<b>SECURED LOANS</b>	
	Vehicle Loans	28,69,192
	(Secured by the hypothication of the respective vehicles)	
5	<b>UNSECURED LOANS - Refer Note 26 for details)</b>	
	From AHMET - Sponsoring Body	
	Towards financial support for operating expenses by Sponsoring Body	
	Towards Interest expenditure	14,23,21,673
	Towards Amortized Value of Assets 2020-21	21,35,39,561
		<b>35,58,61,234</b>



REGISTRAR



ban

PRESIDENCY UNIVERSITY, BANGALORE  
SCHEDULES FORMING PART OF BALANCE SHEET AND INCOME AND EXPENDITURE ACCOUNT

Particulars		YTD-March-2021
		Rs.
6	<b>CURRENT LIABILITIES AND PROVISIONS</b>	
	<b>CURRENT LIABILITIES</b>	
	<b>Sundry Creditors</b>	
	For Goods	4,98,68,866
	For Services	3,52,28,603
	<b>Statutory Liabilities</b>	
	TDS Payable	93,79,963
	Professional tax payable	1,02,200
	PF Payable	25,90,865
	PF Administration Charges Payable	1,48,544
	<b>Other Current Liabilities</b>	
	Fees Received in Advance	
	<b>Liabilities for Expenses</b>	
	Salaries Payable	19,95,068
	Leave Encashment Payable	15,973
	Professional Charges Payable	8,29,449
	Rent Payable	16,14,439
	Counselling Charges Payable	(32,88,234)
	Electricity Charges Payable	8,32,308
	Telephone Charges Payable	6,659
	Concession and Scholarship Payable	5,62,975
	Advertisement and Marketing Charges Payable	25,827
	Membership/Registration & Affiliation Charges Payable	1,35,000
	Stipend Payable	1,00,000
	Maintenance Allowance Payable (Social Welfare Dept)	1,61,290
	Others	25,801
	Retention Money Payable	92,085
	Outstanding Expenses Liabilities	10,00,000
	Caution Deposit	2,67,56,142
	Arivu Loan Received	1,00,000
		<b>12,82,83,823</b>
8	<b>INVESTMENTS FROM EARMARKED / ENDOWMENT FUNDS</b>	
	Term Deposits with Banks	15,00,00,000
9	<b>CURRENT ASSETS</b>	
	<b>Fees Receivable</b>	
	Tuition Fees Receivable	28,84,29,537
	Other Fees Receivable	
	<b>Cash and Bank Balances</b>	
	Cash on hand	24,49,433
	Balance with Banks on Term Deposit Accounts	1,00,00,000
	Balance with Banks on Savings Accounts	2,24,68,148
		<b>32,33,47,117</b>



REGISTRAR



ban

PRESIDENCY UNIVERSITY, BANGALORE  
SCHEDULES FORMING PART OF BALANCE SHEET AND INCOME AND EXPENDITURE ACCOUNT

Particulars		YTD-March-2021
		Rs.
10	<b>LOANS, ADVANCES &amp; DEPOSITS</b>	
	Deposits:	
	Lease Rental Deposits	39,55,000
	Telephone	11,000
	Fuel Deposit	1,00,000
	Gas Deposit	5,250
	<b>Advances and other amounts recoverable in cash or in kind or for value to be received:</b>	
	Advance to Suppliers - For and Services	2,37,13,925
	Staff Advance	23,52,919
	General Advance	6,98,273
	Grant Received for VGST Project / Research Project	11,23,972
	Accrued interest on Fixed Deposit (Endowment Fund)	60,97,993
	Prepaid Expenses	11,81,416
	TDS Receivable	2,86,157
		<b>3,95,25,905</b>
11	<b>ACADEMIC RECEIPTS</b>	
	<b>FEES FROM STUDENTS</b>	
	Tuition fee - SOM PG	25,92,27,500
	Tuition fee -SOL	10,46,18,250
	Tuition fee -SOE UG	1,21,22,50,271
	Tuition fee - SOD	1,72,25,000
	Tuition fee - SOE PG	65,91,000
	Tuition fee - SOIS	2,02,15,000
	Tuition fee - SOC	1,80,80,000
	Tuition fee - SOM UG	11,42,20,000
	Tuition fee - Ph.D	1,48,70,000
	Total (A)	<b>1,76,72,97,021</b>
	Less Concession and Scholarships (B )	(25,22,52,630)
	<b>TOTAL ACADEMIC RECEIPTS (A-B)</b>	<b>1,51,50,44,391</b>
12	<b>INCOME FROM INVESTMENTS</b>	
	Interest on Term Deposits Placed towards Endowment Fund	1,01,82,956
		<b>1,01,82,956</b>
13	<b>INTEREST EARNED</b>	
	Interest on Savings Bank Accounts with Scheduled Banks	8,60,854
		<b>8,60,854</b>
14	<b>OTHER INCOME</b>	
	Hostel Fees	78,09,000
	Miscellaneous income	2,73,84,503
		<b>3,51,93,503</b>



REGISTRAR



- 5.4.1

6/10

PRESIDENCY UNIVERSITY, BANGALORE  
SCHEDULES FORMING PART OF BALANCE SHEET AND INCOME AND EXPENDITURE ACCOUNT

Particulars		YTD-March-2021
		Rs.
15	<b>STAFF PAYMENTS &amp; BENEFITS (ESTABLISHMENT EXPENSES)</b>	
	Basic Pay, Academic grade pay and consolidated salary	12,80,71,602
	Dearness Allowance	12,48,45,693
	Allowances	10,06,76,012
	Contribution to Provident Fund	1,06,81,594
	PF Administration Charges	9,36,066
	Gratuity and Leave Encashment	12,73,695
	Staff Welfare Expenses	70,95,497
		<b>37,35,80,159</b>
16	<b>ACADEMIC EXPENSES</b>	
	Participation in Conferences	9,50,581
	Expenses on Seminars/Workshops/Industrial Trips	2,55,845
	Research Expenses	12,56,385
	Student Welfare expenses	6,61,684
	Membership and Subscription	86,37,390
	Library, Magazines and Journals	13,04,881
	Discontinued students written off	56,22,322
	Student Handbook	1,67,551
	Uniform Expenses	35,48,790
	Student Function and Celebration	42,17,247
		<b>2,66,22,676</b>
17	<b>ADMINISTRATIVE AND GENERAL EXPENSES</b>	
	<b>Infrastructure</b>	
	Electricity and power	54,65,501
	Water charges	20,213
	<b>Communication</b>	
	Postage and Courier Charges	1,60,636
	Telephone charges	3,46,043
	Software Licencing Subscription	41,92,036
	<b>Others</b>	
	Advertisement and Publicity	3,50,86,953
	Counselling charges	17,61,63,069
	Rent, rates and taxes	1,26,84,343
	Security Expenses	1,19,63,686
	Professional charges	2,78,86,363
	Legal Expenses	72,000
	Printing and Stationery (consumption)	32,08,541
	Travelling and Boarding Expenses	6,31,527
	Transportation and Conveyance Expenses	1,39,382
	Meeting Expenses	5,24,860



*Sanne*  
REGISTRAR



bars

PRESIDENCY UNIVERSITY, BANGALORE  
SCHEDULES FORMING PART OF BALANCE SHEET AND INCOME AND EXPENDITURE ACCOUNT

Particulars		YTD-March-2021
		Rs.
	Donation and Charity	58,70,949
	Placement Expenses	31,66,568
	Recruitment Expenses	11,46,715
	Irrecoverable Advances Written off	20,04,081
	Miscellaneous expenses	11,98,307
		<b>29,19,31,773</b>
18	<b>REPAIRS &amp; MAINTENANCE</b>	
	Buildings	30,01,773
	Plant & Machinery -DG Set	1,54,201
	Office Equipment, Electronics and Electrical Equipment	23,48,636
	Computers	3,39,144
	Laboratory & Scientific equipment	34,713
	Laboratory Consumable	8,77,773
	Outsourced Cleaning Services	3,98,09,694
	Annual Maintenance Contracts	14,53,615
	Garden Maintenance	33,48,860
	Repairs Others	1,42,213
		<b>5,15,10,622</b>
19	<b>TRANSPORTATION EXPENSES</b>	
	<b>Vehicles (owned by institution)</b>	
	Running expenses	38,09,153
	Repairs & maintenance	8,53,766
	<b>Vehicles taken on rent/lease</b>	
	Rent/lease expenses	33,62,848
		<b>80,25,767</b>
20	<b>HOSTEL EXPENSES</b>	
	Rent expenses/outsourced hostel charges	76,85,484
	Food Expenses	66,98,059
	Security Expenses	54,46,928
	Telephone charges	4,83,418
	Internet expenses	1,10,944
	Repairs and Maintenance	42,72,883
	Water charges	1,27,500
	Miscellaneous Expenses	4,66,338
		<b>2,52,91,554</b>
21	<b>FINANCE COSTS</b>	
	Interest paid on Vehicle Loans	2,46,745
	Interest on Term Loan paid by Sponsoring Body charged back to University	19,78,19,723
	Bank Charges	1,36,421
	Interest paid on Unsecured Loan	30,74,000
	Interest on Educational Loan	2,82,110
		<b>20,15,59,000</b>



REGISTRAR



26/3/21

**22 CONTINGENT LIABILITIES:****CAPITAL COMMITMENTS**

The Value of contracts remaining to be executed on Capital Account and not provided for (Net of Advances) amounted to nil as on 31-3-2021

Bank Guarantee provided by the Bank on behalf of the University and outstanding as on 31-3-2021 - Rs. Nil

**23 CURRENT ASSETS, LOANS, ADVANCES AND DEPOSITS**

In the opinion of the Management, the current assets, Loans, Advances and Deposits have a value on realization in the ordinary course, equal at least to the aggregate amount shown in the Balance Sheet

**24 ENDOWMENT FUND INVESTMENT**

As per the conditions stipulated in clause 47, para 1 of the Presidency University Act, the University has placed Rs.15 crores in the form of Term Deposit renewable every year and Rs.10 crores in Bank Guarantee renewable every year towards Endowment Fund Requirement. As per para 4 of the clause 47 of the act, the Interest earned on the term deposit is reinvested in the Fund to the extent of 25% of such interest. Details are given under

**Particulars of Investment**

Fixed Deposit No. 11890300104206  
Fixed Deposit No. 11890300104222

	Rs.
	12,00,00,000
	3,00,00,000
	15,00,00,000

**25 RETIREMENT BENEFITS**


The University is in the process of carrying out an actuarial valuation of the retirement benefit liability as on 31-3-2021 and in the opinion of the Board of Governors, the liability arising out of such exercise is not expected to be significant.

**26 SPONSORING BODY SUPPORT**

Abdul Hameed Memorial Education Trust, the Sponsoring Body to the University has provided Financial, human resources and management support for the Development of the University from its inception.

Borrowings arranged by Sponsoring Body for the Purpose of Developing Infrastructure within the University Campus

	Sanctioned Amount	Drawdown Amount
<b>1) Borrowing from Federal Bank</b>		
1st Tranche	35 Crore	35 Crore
2nd Tranche	50 Crore	50 Crore
3rd Tranche	50 Crore	50 Crore
4th Tranche	30 Crore	21 Crore
<b>2) Borrowing From Indus Ind Bank</b>	72 Crore	40 Crore
	<b>237 Crore</b>	<b>196 Crore</b>
Margin money contributed by Sponsoring Body from its internal accrual for the	79 Crore	65 crore
<b>Total Investment Committed by Sponsoring Body excluding Land as on 31st March 2021</b>	<b>316 crore</b>	<b>261 crore</b>



ban


The Infrastructure created out the borrowing and margin money contributed by the Sponsoring Body has been Summarised below

	Investment upto	Depreciation	Depreciation	NBV at
	31-3-2021	Upto 31-3-2020	31-3-2021	31-3-2021
University- B School Block- New	5,47,62,264	1,15,98,639	43,16,362	3,88,47,263
University - Hostel Block Paripoorna Layout	15,42,93,499	3,45,03,253	1,19,79,025	10,78,11,221
University-Engineering Block Phase - 1	6,34,94,481	1,43,64,696	49,12,978	4,42,16,807
University-Hard Scaping	6,05,40,283	76,20,389	52,91,989	4,76,27,905
University - Admin Block	11,25,41,666	1,70,30,752	95,51,091	8,59,59,823
University-Admin Canopy Block	6,61,66,563	1,48,37,608	51,32,896	4,61,96,059
University-Cafeteria/seminar Hall	5,64,79,648	1,28,12,247	43,66,740	3,93,00,661
Un Iversity-Engnerring Block Phase-II	38,59,33,274	6,94,29,341	3,16,50,393	28,48,53,540
Building University(2016-17)	40,21,79,526	13,93,09,916	2,62,86,961	23,65,82,649
Building Unviersity(2015-16)	22,61,18,270	6,95,20,062	1,56,59,821	14,09,38,388
University-Engineering Block Phase III	78,27,63,991	6,17,36,483	7,21,02,751	64,89,24,757
Computer and Software	6,75,43,201	4,18,80,927	1,02,64,909	1,53,97,365
Vehicles	6,47,500	2,49,854	59,647	3,37,999
Office Equipments	37,73,411	4,96,045	4,91,605	27,85,761
Lab Equipments	4,02,97,203	1,13,57,778	43,40,914	2,45,98,511
Furniture and Fixtures	8,44,34,829	2,03,20,526	71,31,479	5,69,82,824
	<b>2,56,19,69,609</b>	<b>52,70,68,516</b>	<b>21,35,39,561</b>	<b>1,82,13,61,532</b>
Capital Working Progress pending Completion	7,87,80,406			7,87,80,406
Advance Paid to Suppliers towards Project work	10,84,26,377			10,84,26,377
	<b>2,74,91,76,392</b>	<b>52,70,68,516</b>	<b>21,35,39,561</b>	<b>2,00,85,68,315</b>
Capltalised value of Interest on term Loan	9,58,38,882			9,58,38,882

Besides the financial support have also been obtained from the Sponsoring Body towards working capital support, debt servicing by way of interest and principal repayments, in addition to contribution towards endowment fund and margin money against Bank Guarantee a significant financial obligation towards shifting of transformer lines passing through University land. The balances due on account of these as at 31-3-2021 is given below:

Endowment Fund Investment	15,00,00,000
Margin Money towards Bank Guarantee	2,50,00,000
Transfer of Power Grid	12,00,00,000
Interest on Term Loans and working capital and other loans	14,32,21,673
Repayment of principal amount on term loan upto 31-3-2021 as per records extract from Sponsoring Body	14,13,71,166
Amortized Value of Assets 2020-21	21,35,39,561
	<b>79,31,32,400</b>
Amortized Value of Assets amounting to Rs 52,70,68,516/- as given above as yet to be accounted by University	52,70,68,516
	<b>1,32,02,00,916</b>

Apart from this, Land measuring 40.3504 Acres have been purchased by Sponsoring Body and vested with the University as per clause Chapter - II, Section 4(1)(ii)(b) of the University Act. The Infrastructure has been built on the vested land by the Sponsoring body and for which Borrowing has been contracted as noted above. The land parcel has been securitised in relation to the term loan contracted. The servicing of interest and principal amount is done by the Sponsoring body, which will be reimbursed by the University, as and when they fall due.





27

**SECURATISATION OF TERM LOANS TAKEN BY SPONSORING BODY FOR INFRASTRUCTURE OF UNIVERSITY**

University has been informed that the Sponsoring Body has created charge on the following securities, for the term loans mentioned in note above

**1) From Federal Bank - Rs.165 Crore and Indus Ind Bank Rs.72 Crore****Primary Security:**

- 1) First Paripassu charge by way of equitable mortgage on the landed property owned by Trust and vested to the University measuring 31.65 acres
- 2) First exclusive charge on the Fixed Assets created at the University out of the Loan taken
- 3) First Paripassu charge on the entire cash flow of the University.

**Collateral Security**

- 1) First Paripassu charge by way of equitable mortgage on the landed property owned by Trust and vested to the University measuring 9.39 acres
- 2) First Paripassu charge by way of equitable mortgage on the Leasehold Rights of Land and Building belonging to a running School Owned the Sponsoring Body
- 3) First Paripassu Charge on the Current Assets owned by the Sponsoring Body other than those encumbered with other banks
- 4) Personal Guarantees of the Trustees of the Sponsoring Body

The responsibility for servicing of the interest and repayment of principal as and when they fall due rests with the University. The Sponsoring Body has, at periodic intervals provided financial support in the servicing obligations of the University which has been shown as outstanding under current liabilities as noted above.

28 Previous year's figures have been regrouped and rearranged wherever necessary, to confirm current year's classifications

As per my report of even date attached

For Yadu & Co.,

FRN:0047955

Chartered Accountants

V.N.YADUNATH

Proprietor

Membership No. 021170

Place: Bangalore

Date :



Nissar Ahmed  
Chancellor

*Sanne*  
REGISTRAR  
PRESIDENCY UNIVERSITY  
BANGALORE


*Sanne*

PRESIDENCY UNIVERSITY

Note-7 : Fixed Assets

Particulars	Gross Block				Depreciation Block		Net Block		
	As at 1 April 2020	Additions during the year - before 30-9-2020	Additions during the year - after 30-9-2020	Deletions	As at 31 March 2021	Deprn. Rate	Charge for the year	As at 31 March 2021	As at 31 March 2020
Tangible Assets									
Land - (See Note Below)	-	-	-	-	-	-	-	-	-
Buildings Including Other Civic Amenities	2,40,31,409	-	-	-	2,40,31,409	10%	24,03,141	2,16,28,268	2,40,31,409
Electrical Equipments and Electrical Fixtures	1,28,05,280	1,92,583	10,04,510	307	1,40,02,066	15%	20,24,995	1,19,77,072	1,28,05,280
Office Equipments and Other Appliances	1,32,46,638	6,425	17,78,779	-	1,50,31,842	15%	21,21,368	1,29,10,474	1,32,46,638
Laboratory and Science Equipments	3,61,17,263	17,43,698	8,13,363	-	3,86,74,324	15%	57,40,146	3,29,34,177	3,61,17,263
Furniture and Fixtures and Fittings	6,40,55,057	-	87,89,572	-	7,28,44,629	10%	68,44,984	6,59,99,645	6,40,55,057
Computers including Accessories and Software	3,94,54,452	32,76,019	-	-	4,27,30,471	40%	1,70,92,189	2,56,38,283	3,94,54,452
Sports Equipments	37,07,530	-	8,909	-	37,16,439	15%	5,56,798	31,59,641	37,07,530
Motor Vehicles	2,96,52,695	-	22,01,318	-	3,18,54,013	30%	92,26,006	2,26,28,007	2,96,52,695
Library Books and Journals	1,47,47,253	2,55,046	7,14,095	2,762	1,57,13,632	15%	23,03,695	1,34,09,938	1,47,47,253
Musical Instruments	1,47,782	-	-	-	1,47,782	15%	22,167	1,25,615	1,47,782
Capital Work in Progress	1,06,93,627	-	-	-	1,06,93,627	-	-	1,06,93,627	1,06,93,627
	<b>24,86,58,987</b>	<b>54,73,771</b>	<b>1,53,10,546</b>	<b>3,069</b>	<b>26,94,40,235</b>		<b>4,83,35,489</b>	<b>22,11,04,747</b>	<b>24,86,58,987</b>

Land measuring 40.3504 Acres have been purchased by Sponsoring Body and vested with the University as per clause Chapter - II, Section 4(1)(ii)(b) of the University Act



2am

# INDIAN INCOME TAX RETURN ACKNOWLEDGEMENT

[Where the data of the Return of Income in Form ITR-1 (SAHAJ), ITR-2, ITR-3,  
ITR-4(SUGAM), ITR-5, ITR-6, ITR-7 filed and verified]  
(Please see Rule 12 of the Income-tax Rules, 1962)

**Assessment Year  
2020-21**

5.401-2019-20

PAN AAAJP1369B

Name PRESIDENCY UNIVERSITY

Address 1, DIBBUR, RAJANAKUNTE OFF DODABALLAPUR MAIN ROAD, BANGALORE, KARNATAKA, 560089

Status AJP (Artificial Juridical Person)

Form Number

ITR-7

Filed u/s 139(1)-On or before due date

e-Filing Acknowledgement Number

257651501140221

Taxable Income and Tax details		1	0
Current Year business loss, if any			0
Total Income		2	0
Book Profit under MAT, where applicable		3	0
Adjusted Total Income under AMT, where applicable		4	0
Net tax payable		5	0
Interest and Fee Payable		6	0
Total tax, interest and Fee payable		7	1415790
Taxes Paid		8	-1415790
(+/-)Tax Payable /(-)Refundable (6-7)		9	0
Dividend Distribution Tax details		10	0
Dividend Tax Payable			0
Interest Payable		11	0
Total Dividend tax and interest payable		12	0
Taxes Paid		13	0
(+/-)Tax Payable /(-)Refundable (11-12)		14	0
Accreted Income & Tax Detail		15	0
Accreted Income as per section 115TD			0
Additional Tax payable u/s 115TD		16	0
Interest payable u/s 115TE		17	0
Additional Tax and interest payable		18	0
Tax and interest paid		19	0
(+/-)Tax Payable /(-)Refundable (17-18)			0

Income Tax Return submitted electronically on 14-02-2021 00:44:37 from IP address 49.206.5.60 and verified by

NISSAR AHMED

having PAN ADMPA2068B on 14-02-2021 00:44:37 from IP address 49.206.5.60 using

Digital Signature Certificate (DSC).

DSC details: 50546613CN=Capricorn CA 2014,2.5.4.51-#131647352c56494b41532044454550204255494c44494e47,STREET=18,LAXMI NAGAR DISTRICT CENTER,ST=DELHI,2.5.4.17-#1306313130303932,OU=Certifying Authority,O=Capricorn Identity Services Pvt Ltd.,C=IN

DO NOT SEND THIS ACKNOWLEDGEMENT TO CPC, BENGALURU

  
  
 REGISTRAR Registrar BANGALORE



**Yadu & Co.,**  
Chartered Accountants  
No. 25, Muddappa Road,  
Maruthi Seva Nagar  
Bangalore – 560 033

### AUDIT REPORT


1. We have examined the Balance Sheet of the **Presidency University, Bangalore** as on 31-03-2020 and the annexed Income and Expenditure Account for the year ended that date. These financial statements are the responsibility of the management. Our responsibility is to express an opinion on these financial statements based on our audit.
2. We have conducted the audit in accordance with auditing standards generally accepted in India. These standards require that we plan and perform the audit to obtain reasonable assurance about whether the financial statements are free of material misstatement. Our audit included, examining on a test basis, evidence supporting amounts and disclosures in the financial statements. Our audit also included assessing the accounting principles used and significant estimates made by the management, as well as evaluating the over all financial statement presentation. We believe that our audit provides a reasonable basis for our opinion.
3. We further report that :
  - a. We have obtained all the information and explanations, which to the best of our knowledge and belief were necessary for the purpose of our audit.
  - b. In our opinion proper books as required by law have been kept by the University , so far as appears from the examination of those books.
  - c. The Balance Sheet and Income & Expenditure account dealt with by this report are in agreement with the books of account.
  - d. In our opinion and to the best of our information and according to the explanations given to us during our audit, the said accounts give a true and fair view of the state of affairs of the University as on 31.3.2020.

Dated: 28<sup>th</sup> December 2020

*Udumala*  
CHARTERED ACCOUNTANTS



☎ 080- 25471838 \* Res 080- 23353561 \* Email : [ynyadu@yahoo.com](mailto:ynyadu@yahoo.com)



**PRESIDENCY UNIVERSITY, BANGALORE**  
**BALANCE SHEET AS AT 31-MARCH 2020**

(AMOUNT IN RS)

SOURCE OF FUNDS	Sch	2020
CORPUS/CAPITAL FUND	2	(238,921,583)
DESIGNATED/ EARMARKED / ENDOWMENT FUNDS	3	165,000,000
SECURED LOANS	4	2,642,182
UNSECURED LOANS	5	333,949,381
CURRENT LIABILITIES & PROVISIONS	6	239,836,136
<b>TOTAL</b>		<b>502,506,115</b>
<b>APPLICATION OF FUNDS</b>		
<b>FIXED ASSETS</b>		
TANGIBLE FIXED ASSETS	7	248,658,988
INVESTMENTS FROM EARMARKED / ENDOWMENT FUNDS	8	165,000,000
CURRENT ASSETS	9	36,069,261
LOANS, ADVANCES & DEPOSITS	10	52,777,866
<b>TOTAL</b>		<b>502,506,115</b>

SIGNIFICANT ACCOUNTING POLICIES 1  
CONTINGENT LIABILITIES AND NOTES TO ACCOUNTS 22-29

As per my report of even date attached  
**For Yadu & Co.,**  
FRN:0047955  
Chartered Accountants

*Yadunath*



**V.N.YADUNATH**  
**Proprietor**

Membership No. 021170  
Place: Bangalore  
Date : 28/12/2020

*Nissar Ahmed*

**NISSAR AHMED**  
**Chancellor**

*Registrar*  
REGISTRAR  
Registrar  
PRESIDENCY UNIVERSITY  
BANGALORE

**PRESIDENCY UNIVERSITY, BANGALORE**  
**INCOME AND EXPENDITURE ACCOUNT FOR THE YEAR ENDING 31-MARCH 2020**

AMOUNT IN RS

INCOME	Sch	2020
Academic Receipts	11	1,253,669,962
Income from investments	12	10,823,934
Interest earned	13	3,709,332
Other Income	14	303,254,927
<b>TOTAL INCOME</b>		<b>1,571,458,155</b>
EXPENDITURE		
Staff Payments & Benefits (Establishment expenses)	15	449,755,350
Academic Expenses	16	32,393,451
Administrative and General Expenses	17	432,324,850
Repairs & Maintenance	18	76,472,952
Transportation Expenses	19	136,848,358
Hostel Expenses	20	202,864,595
Finance costs	21	143,095,323
Depreciation	7	59,385,480
<b>TOTAL EXPENSES</b>		<b>1,533,140,359</b>
<b>BALANCE BEING SURPLUS CARRIED TO CAPITAL FUND</b>		<b>38,317,798</b>

SIGNIFICANT ACCOUNTING POLICIES

1

CONTINGENT LIABILITIES AND NOTES TO ACCOUNTS

22-29

As per my report of even date attached

For Yadu & Co.,

FRN:0047955

Chartered Accountants

**V.N.YADUNATH**

**Proprietor**

Membership No. 021170

Place: Bangalore

Date : 28/12/2020



*(Handwritten signature)*

**NISSAR AHMED**  
Chancellor

*(Handwritten signature)*  
REGISTRAR  
PRESIDENCY UNIVERSITY  
BANGALORE

PRESIDENCY UNIVERSITY, BANGALORE  
Financial Statement for the year ending 31 March 2020

**SIGNIFICANT ACCOUNTING POLICIES & NOTES TO ACCOUNTS**

**A. Background**

University is incorporated under Presidency University Act, 2013 and received the assent of the Governor on the Twenty second day of March, 2013. This is an Act to establish and incorporate in the state of Karnataka, a University of unitary nature in the private sector by A H Memorial Education Trust, Bangalore, to promote and undertake the advancement of applied University education in Business & Management Studies, Life Sciences, Computer Science & Information Technology and other Technical courses, Medical Sciences and allied sectors and for the matters connected therewith or incidental thereto

**B. Significant Accounting Policies**

**1 Basis of preparation of Financial Statements**

The financial statements are prepared under the historical cost convention and on the accrual basis of accounting in accordance with Generally Accepted Accounting Principles (GAAP) in India. These financial statements comply with the Accounting Standards issued by The Institute of Chartered Accountants of India (ICAI).

**2 Revenue Recognition**

Fees from Students (except Tuition Fees), Sale of Admission Forms, Royalty and Interest on Savings Bank account are accounted on cash basis. Tuition Fees collected separately for each semester is accounted on accrual basis. Income from Land, Buildings and Other Property and Interest on Investments are accounted on accrual basis.

**3 Fixed Assets and Depreciation**

Fixed assets are stated at cost of acquisition including inward freight, duties and taxes and incidental and direct expenses related to acquisition, installation and commissioning

Infrastructure constructed under work order contracts are capitalised when substantial work is completed and virtual completion of the project is obtained from the Architect

Fixed assets are valued at cost less accumulated depreciation. Depreciation on fixed assets is provided on written down value method, at the following rates

Particulars of Assets	Rate of Depreciation
Land	0
Site under Development	0
Buildings	10%
Plant and Machinery	15%
Electrical Installation	15%
Tube Wells and Water Supply System	15%
Office Equipments	15%
Laboratory and Science Equipments	15%
Audio Visual Equipments	15%
Furniture and Fixtures and Fittings	10%
Computer and Pheripherals	40%
Sports Equipments	15%
Vehicles	30%
Library Books and Scientific Journals	15%
Intangible Assets	15%

Assets, the individual value of each of which is Rs. 2000 or less (except Library Books) are treated as Small Value

Assets, 100% depreciation is provided in respect of such assets at the time of their acquisition

Interest on borrowed money allocated to and utilized for qualifying assets, pertaining to the period up to the date of capitalization is capitalized. Assets acquired on finance lease is capitalised at the gross value and interest there on is charged to Income Statement.

Advances paid towards acquisition of fixed assets outstanding as of each Balance Sheet date and the cost of fixed assets not ready for use before such date are disclosed under capital work in progress. Lease payments under operating lease are recognized as an expense in the Income Statement.

Payment for lease hold land is amortised over the period of lease.

**4 Retirement benefits**

Retirement benefits i.e., gratuity and leave encashment are accounted on cash basis

**5 Use of Estimates**

The preparation of financial statements in conformity with Generally Accepted Accounting Principles (GAAP) requires managements to make judgements, estimates and assumptions that affect the application of a Accounting Policies and reported amounts of assets, liabilities, income and expenditure and disclosure of contingent liabilities on the date of the Balance Sheet. Actual results could differ from those estimates. Estimates and underlying assumptions are reviewed on an ongoing basis. Any revision to accounting estimates is recognized prospectively in current and future periods.

**6 Borrowing Cost Capitalisation**

Borrowing costs are interests and other costs incurred by the sponsoring body on behalf of the University in connection with the borrowing of funds. The funds are used for the purpose of developing infrastructure and purchase of fixed assets for the University and for operating expenses. Borrowing costs directly attributable to construction or acquisition of those fixed assets which essentially take substantial period of time to get ready for their intended use are capitalised. Other borrowing costs are expensed in the period in which these are incurred.

**7 Provision and Contingencies**

A provision is recognized when the Institution has a present obligation as a result of past events and it is probable that an outflow of resources will be required to settle the obligation, in respect of which reliable estimate can be made. Provisions (excluding retirement benefits) are not discounted to its present value and are determined based on best estimate required to settle the obligation at the balance sheet date. These are reviewed at each balance sheet date and adjusted to reflect the current best estimate. Contingent liabilities are not recognized but disclosed in the notes to the financial statements.

**8 Accounting for Leases<sup>1</sup>**

Assets acquired under leases where a significant portion of the risk and rewards of ownership are retained by the lessor are classified as operating leases. Lease rentals are charged to the Income and Expenditure on accrual basis.

**9 Segment Reporting**


The University is engaged in the activity of imparting education through its educational institutions. Accordingly, separate primary and secondary segment reporting disclosures as envisaged in Accounting Standard (AS-17) on Segment Reporting issued by the ICAI are not applicable to the present activities of the University

**10** The balances of advances, deposits, accounts payable and receivable are subject to confirmation

**11** Previous year's figures have been regrouped and rearranged wherever necessary, to confirm current year's classifications

As per my report of even date attached

For Yadu & Co.,  
Chartered Accountants  
FRN:0047955

  
V.N.YADUNATH  
Proprietor  
Membership No. 021170



Place: Bangalore  
Date : 28/12/2020

  
REGISTRAR  




PRESIDENCY UNIVERSITY, BANGALORE		YTD-March-2020
SCHEDULES FORMING PART OF BALANCE SHEET AND INCOME AND EXPENDITURE ACCOUNT		Rs.
2	<b>CORPUS/CAPITAL FUND</b>	
	Balance at the beginning of the year	11,494,683
	Add: Contributions towards Corpus/Capital Fund	
	Assets Purchased out of Earmarked Funds	
	Assets Purchased out of Sponsored Projects, where ownership vests in the Institution	
	Assets Donated/Gifts Received	
	Other Additions	
	Excess of Income over expenditure transferred from the Income & Expenditure Account	
	<b>Total</b>	<b>11,494,683</b>
	(Deduct) Deficit transferred from the income & expenditure Account	
	Opening Balance	(288,734,064)
	Transferred from Income and Expenditure Account	38,317,798
		(250,416,266)
	<b>Balance At the year end</b>	<b>(238,921,583)</b>
3	<b>DESIGNATED/ EARMARKED / ENDOWMENT FUNDS</b>	
	Opening balance	162,000,000
	Additions during the year	
	Income from Investments made of the funds	3,000,000
	<b>Total (A)</b>	<b>165,000,000</b>
	Utilisation/Expenditure towards objectives of funds	
	Capital Expenditure	
	Revenue Expenditure	
	<b>Total (B)</b>	<b>165,000,000</b>
	Closing Balance [A-B]	165,000,000
	Represented by :	
	Cash and Bank Balances (Placed in fixed deposit)	165,000,000
4	<b>SECURED LOANS</b>	
	Vehicle Loans	2,642,182
	(Secured by the hypothecation of the respective vehicles)	
5	<b>UNSECURED LOANS - Refer Note 26 for details)</b>	
	From AHMET - Sponsoring Body	141,537,055
	Towards financial support for operating expenses by Sponsoring Body	192,412,326
	Towards Interest expenditure	
		<b>333,949,381</b>
6	<b>CURRENT LIABILITIES AND PROVISIONS</b>	
	<b>CURRENT LIABILITIES</b>	
	Sundry Creditors	201,331,286
	For Goods	
	For Services	
	<b>Statutory Liabilities</b>	
	TDS Payable	8,457,617
	Professional tax payable	104,400
	PF Payable	1,935,843
	PF Administration Charges Payable	98,690
	<b>Other Current Liabilities</b>	
	Fees Received in Advance	
	Presidency Undergraduate College	
	Forfeited Fees Payable	
	<b>Liabilities for Expenses</b>	
	Salaries Payable	33,550,820
	Leave Encashment Payable	15,973
	Professional Charges Payable	77,750
	Rent Payable	961,764
	Counselling Charges Payable	(30,726,734)
	Electricity Charges Payable	796,446
	Water Charges Payable	
	Telephone Charges Payable	4,958
	Concession and Scholarship Payable	430,430
	Internet Charges Payable	49,955
	Placement expenses Payable	52,650
	Advertisement and Marketing Charges Payable	5,968
	Audit Fees Payable - Statutory Audit	
	Legal Charges Payable	
	Postage and Courier	
	Exam Fees Payable	
	Others	166,100
	Retention Money Payable	70,847
	Outstanding Expenses Liabilities	
	Caution Deposit	23,306,142
	Arivu Loan Received	100,000
	Grant Received for VGST Project / Research Project	(894,170)
		<b>239,836,136</b>

8	INVESTMENTS FROM EARMARKED / ENDOWMENT FUNDS Term Deposits with Banks	165,000,000
9	CURRENT ASSETS Fees Receivable Tuition Fees Receivable Hostel Fees Receivable Other Fees Receivable Cash and Bank Balances Cash on hand Balance with Banks on Term Deposit Accounts Balance with Banks on Savings Accounts	34,911,190 1,583,981 (425,909) 36,069,261
10	LOANS, ADVANCES & DEPOSITS Deposits: Lease Rental Deposits AICTE Deposit Telephone Fuel Deposit Gas Deposit Advances and other amounts recoverable in cash or in kind or for value to be received: Advance to Suppliers - For Goods Advance to Suppliers - For Services Staff Advance General Advance Travel Advance Accrued Interest on Fixed Deposit (Endowment Fund) Prepaid Expenses (Advt. and Marketing Expenses & BG Charges) TDS Receivable	3,555,000 5,200,000 11,000 100,000 3,400 25,887,925 4,396,769 3,834,971 419,856 6,097,993 1,181,416 2,089,536 52,777,866
11	ACADEMIC RECEIPTS FEES FROM STUDENTS Tuition fee - SOM PG Tuition fee - SOL Tuition fee - SOE UG Tuition fee - SOD Tuition fee - SOE PG Tuition fee - SOIS Tuition fee - SOC Tuition fee - SOM UG Tuition fee - Ph.D Application Fees Forfeited Fees Total (A) Less Concession and Scholarships (B) TOTAL ACADEMIC RECEIPTS (A-B)	232,787,706 70,576,625 959,177,037 7,750,000 6,128,000 5,070,000 5,090,000 48,905,000 14,080,000 1,343,564,368 (95,894,406) 1,253,669,962
12	INCOME FROM INVESTMENTS Interest on Term Deposits Placed towards Endowment Fund Transferred to Earmarked/Endowment Funds - 25% of Endowment Fund	10,823,934 10,823,934
13	INTEREST EARNED Interest on Savings Bank Accounts with Scheduled Banks	3,709,332
14	OTHER INCOME Hostel Fees Transportation Fees Miscellaneous Income	198,766,000 73,684,410 50,604,517 303,264,927
15	STAFF PAYMENTS & BENEFITS (ESTABLISHMENT EXPENSES) Basic Pay, Academic grade pay and consolidated salary Dearness Allowance Allowances Contribution to Provident Fund PF Administration Charges Leave Encashment Staff Welfare Expenses Performance Incentive Payment in Lieu of Notice	172,377,532 131,059,400 128,617,727 10,676,178 887,464 1,541,988 3,546,761 125,000 1,128,300 449,755,350
16	ACADEMIC EXPENSES Participation in Conferences Expenses on Seminars/Workshops/Industrial Trips Research Payment to visiting faculty Student Welfare expenses Membership and Subscription Discontinued students written off Student Handbook Uniform Expenses Student Function and Celebration Exam Expenses	210,876 2,840,611 511,143 5,502,970 6,986,802 5,209,313 11,131,736 32,393,451

S-4-1

17	<b>ADMINISTRATIVE AND GENERAL EXPENSES</b>	
	Infrastructure	8,748,197
	Electricity and power	20,240
	Water charges	
	Communication	998,755
	Postage and Courier Charges	344,198
	Telephone charges	
	Internet charges	
	ERP Costs	
	Others	98,908,101
	Advertisement and Publicity	147,225,547
	Counselling and Branding charges	18,208,318
	Rent, rates and taxes	27,808,883
	Security Expenses	90,739,764
	Professional charges	486,450
	Legal Expenses	10,391,705
	Printing and Stationery (consumption)	4,295,451
	Travelling Expenses	561,326
	Conveyance Expenses	872,707
	Hospitality - gifts and articles	305,956
	Meeting Expenses	1,011,850
	Auditors Remuneration - Internal Audit	694,023
	Library Magazines & Journals	1,067,296
	Donation and Charity	3,277,793
	Placement Expenses	5,007,765
	Recruitment Expenses	16,350,535
	Miscellaneous expenses	432,324,850
18	<b>REPAIRS &amp; MAINTENANCE</b>	6,038,691
	Buildings	1,450
	Furniture & Fixtures	518,787
	Plant & Machinery -DG Set	2,383,697
	Office Equipment, Electronics and Electrical Equipment	439,186
	Computers	184,400
	Laboratory & Scientific equipment	93,383
	Laboratory Consumable	
	Cleaning Material	59,139,779
	Outsourced Cleaning Services	1,400,144
	Annual Maintenance Contracts	4,851,885
	Garden Maintenance	1,421,610
	Repairs Others	76,472,952
19	<b>TRANSPORTATION EXPENSES</b>	
	Vehicles owned by Institution	5,744,850
	Running expenses	1,245,435
	Repairs & maintenance	
	Vehicles taken on rent/lease	129,858,073
	Rent/lease expenses	136,848,358
20	<b>HOSTEL EXPENSES</b>	113,517,527
	Rent expenses	42,814,648
	Food Expenses	11,211,059
	Security Expenses	6,558
	Telephone charges	1,115,764
	Internet expenses	17,431,249
	Repairs and Maintenance	13,875,129
	House keeping expenses	2,654,725
	Water charges	200,300
	Commission and Brokerage (Rental)	37,636
	Miscellaneous Expenses	202,864,595
21	<b>FINANCE COSTS</b>	327,669
	Interest paid on Vehicle Loans	
	Interest paid by sponsoring body on loan taken towards endowment fund charged to University	142,580,732
	Interest on Term Loan paid by Sponsoring Body charged back to University	186,922
	Bank Charges	
	Interest on TDS	143,095,323
22	<b>CONTINGENT LIABILITIES:</b>	
	<b>CAPITAL COMMITMENTS</b>	
	The Value of contracts remaining to be executed on Capital Account and not provided for (Net of Advances) amounted to Rs. NIL- as on 31-3-2020	
	Bank Guarantee provided by the Bank on behalf of the University and outstanding as on 31-3-2020 - Rs. 10 crores	

23	<b>CURRENT ASSETS, LOANS, ADVANCES AND DEPOSITS</b>																		
	In the opinion of the Management, the current assets, Loans, Advances and Deposits have a value on realization in the ordinary course, equal at least to the aggregate amount shown in the Balance Sheet																		
24	<b>ENDOWMENT FUND INVESTMENT</b>																		
	As per the conditions stipulated in clause 47, para 1 of the Presidency University Act, the University has placed Rs.15 crores in the form of Term Deposit renewable every year and Rs.10 crores in Bank Guarantee renewable every year towards Endowment Fund Requirement. As per para 4 of the clause 47 of the act, the interest earned on the term deposit is reinvested in the Fund to the extent of 25% of such interest. Details are given under																		
	<table border="0"> <tr> <td>Particulars of investment</td> <td style="text-align: right;">Amount</td> </tr> <tr> <td>Fixed Deposit No.11890300104206,</td> <td style="text-align: right;">120,000,000</td> </tr> <tr> <td>Fixed Deposit No. 11890300104222</td> <td style="text-align: right;">30,000,000</td> </tr> <tr> <td>Fixed Deposit No. 11890400068228</td> <td style="text-align: right;">3,000,000</td> </tr> <tr> <td>Fixed Deposit No. 11890300109122</td> <td style="text-align: right;">3,000,000</td> </tr> <tr> <td>Fixed Deposit No. 11890300109080</td> <td style="text-align: right;">3,000,000</td> </tr> <tr> <td>Fixed Deposit No. 11890300111789</td> <td style="text-align: right;">3,000,000</td> </tr> <tr> <td>Fixed Deposit No. 11890400075637</td> <td style="text-align: right;">3,000,000</td> </tr> <tr> <td></td> <td style="text-align: right;"><b>165,000,000</b></td> </tr> </table>	Particulars of investment	Amount	Fixed Deposit No.11890300104206,	120,000,000	Fixed Deposit No. 11890300104222	30,000,000	Fixed Deposit No. 11890400068228	3,000,000	Fixed Deposit No. 11890300109122	3,000,000	Fixed Deposit No. 11890300109080	3,000,000	Fixed Deposit No. 11890300111789	3,000,000	Fixed Deposit No. 11890400075637	3,000,000		<b>165,000,000</b>
Particulars of investment	Amount																		
Fixed Deposit No.11890300104206,	120,000,000																		
Fixed Deposit No. 11890300104222	30,000,000																		
Fixed Deposit No. 11890400068228	3,000,000																		
Fixed Deposit No. 11890300109122	3,000,000																		
Fixed Deposit No. 11890300109080	3,000,000																		
Fixed Deposit No. 11890300111789	3,000,000																		
Fixed Deposit No. 11890400075637	3,000,000																		
	<b>165,000,000</b>																		
	Interest earned during the year on term deposit was Rs. 30 lakhs being 25% of the interest earned has been reinvested in compliance with the provisions of the Act., stated above.																		
25	<b>RETIREMENT BENEFITS</b>																		
	The University is in the process of carrying out an actuarial valuation of the retirement benefits as at 1st March 2020 and in the opinion of the Board of Governors, the liability is not expected to be significant.																		
26	<b>SPONSORING BODY SUPPORT</b>																		
	Abdul Hameed Memorial Education Trust, the Sponsoring Body to the University has provided Financial and Human Resources for the Development of the University from Its Inception.																		
	The financial support provided by Sponsoring Body and related Securities collateralised are given below																		
	<table border="0"> <tr> <td colspan="2">Borrowing for the Purpose of Developing Infrastructure within the University Campus</td> </tr> <tr> <td colspan="2">1) Borrowing from Federal Bank</td> </tr> <tr> <td>1st Tranche</td> <td style="text-align: right;">35 Crore</td> </tr> <tr> <td>2nd Tranche</td> <td style="text-align: right;">50 Crore</td> </tr> <tr> <td>3rd Tranche</td> <td style="text-align: right;">50 Crore</td> </tr> <tr> <td>4th Tranche</td> <td style="text-align: right;">30 Crore</td> </tr> <tr> <td></td> <td style="text-align: right;"><u>72 Crore</u></td> </tr> <tr> <td>2) Borrowing From Indus Ind Bank</td> <td style="text-align: right;"><u>237 Crore</u></td> </tr> </table>	Borrowing for the Purpose of Developing Infrastructure within the University Campus		1) Borrowing from Federal Bank		1st Tranche	35 Crore	2nd Tranche	50 Crore	3rd Tranche	50 Crore	4th Tranche	30 Crore		<u>72 Crore</u>	2) Borrowing From Indus Ind Bank	<u>237 Crore</u>		
Borrowing for the Purpose of Developing Infrastructure within the University Campus																			
1) Borrowing from Federal Bank																			
1st Tranche	35 Crore																		
2nd Tranche	50 Crore																		
3rd Tranche	50 Crore																		
4th Tranche	30 Crore																		
	<u>72 Crore</u>																		
2) Borrowing From Indus Ind Bank	<u>237 Crore</u>																		
	Borrowing for the Purpose of constructing Hostel for University Students																		
	3) Borrowing from HDFC Bank <span style="float: right;">47 crore</span>																		
	Sponsoring Body Support from its internal Accruals <span style="float: right;">149.23 crore</span>																		
	<b>TOTAL INVESTMENT COMMITTED BY SPONSORING BODY UPTO 31-3-2020</b> <span style="float: right;"><b>433.23 crore</b></span>																		
	Apart from this, Land measuring 40.3504 Acres have been purchased by Sponsoring Body and vested with the University as per clause Chapter - II, Section 4(1)(ii)(b) of the University Act. The Infrastructure has been built on the vested land by the Sponsoring body and for which Borrowing has been contracted as noted above. The land parcel has been securitised in relation to the term loan contracted. The servicing of interest and principal amount is done by the Sponsoring body, which will be reimbursed by the University, as and when they fall due																		

**DETAILS OF INVESTMENT IN FIXED ASSETS HELD BY SPONSORING BODY ON BEHALF OF THE UNIVERSITY**  
As at 31st March 2020, the following assets are held in the books of the Sponsoring Body which are developed within the Premises of the University.

<b>Building</b>	47,926,841
University- B School Block- New	133,032,263
University - Hostel Block Paripoorna Layout	54,555,604
University-Engineering Block Phase - 1	56,863,706
University-Hard Scaping	103,380,824
University-Admin Block	56,021,570
University-Admin Canopy Block	48,492,866
University-Cafeteria/seminar Hall	347,188,012
University-Engineering Block Phase-II	292,077,344
Building University(2016-17)	173,998,009
Building University(2015-16)	782,763,991
University-Engineering Block Phase III	
	42,770,455
<b>Computer and Software</b>	467,810
<b>Vehicles</b>	3,773,411
<b>Office Equipments</b>	33,588,351
<b>Lab Equipments</b>	71,473,585
<b>Furniture and Fixtures</b>	62,877,528
<b>Capital Advance and Capital Work in Progress</b>	686,299,711
<b>Capital Working Progress pending Completion</b>	58,093,781
<b>Advance Paid to Suppliers towards Project work</b>	262,021,260
<b>Depreciation amortised on the assets till date</b>	3,318,566,930
<b>Total Investment in infrastructure excluding value of land till 31-3-2020</b>	
Invested as follows:	976,359,295
Internal Funding By Sponsoring Body	2,342,207,635
Draw down of Borrowing less repaid	

**OTHER FINANCIAL SUPPORT PROVIDED BY SPONSORING BODY AND OUTSTANDING AS ON 31-03-2020**

Towards Endowment Fund Contribution	150,000,000
Towards Working Capital Support	135,097,217
Towards unserviced Term Loan Interest	230,867,827
	515,965,044

**28 BORROWING BY SPONSORING BODY ON BEHALF OF UNIVERSITY AND RELATED SECURITY COLLATERISATION**

1) From Federal Bank - Rs.165 Crore and Indus Ind Bank Rs.72 Crore

The Sponsoring Body has provided the following securities as collateral against the Loan Taken on behalf of the University for the purpose as noted above

**Primary Security:**

- 1) First Paripassu charge by way of equitable mortgage on the landed property owned by Trust and vested to the University measuring 31.65 acres
- 2) First exclusive charge on the Fixed Assets created out of the Loan taken
- 3) First Paripassu charge on the entire cash flow of the University

**Collateral Security**

- 1) First Paripassu charge by way of equitable mortgage on the landed property owned by Trust and vested to the University measuring 9.39 acres
- 2) First Paripassu charge by way of equitable mortgage on the Leasehold Rights of Land and Building belonging to a running School Owned the Sponsoring Body
- 3) First Paripassu Charge on the Current Assets owned by the Sponsoring Body other than those encumbered with other banks
- 4) Personal Guarantees of the Trustees of the Sponsoring Body

The responsibility for servicing of the interest and repayment of principal as and when they fall due rests with the University. The Sponsoring Body has, at periodic intervals provided financial support in the servicing obligations of the University which has been shown as outstanding under current liabilities.

**29 LIABILITY TOWARDS ENDOWMENT FUND INFUSION BY SPONSORING BODY**

As specified in Note -4 the University has created a Permanent Endowment Fund amounting to Rs.15 Crore. The Amount has been provided by the Sponsoring Body to the University. This amount is shown by the University under the current liability as being owed to the Sponsoring Body.

Note-7 : Fixed Assets

Particulars	Gross Block					Depreciation Block		Net Block	
	As at 1 April 2019	Additions during the year - before 30-9-2019	Additions during the year - after 30-9-2019	Deletion	As at 31 March 2020	Depn. Rate	Charge for the year	As at 31 March 2020	As at 31 March 2019
Tangible Assets									
Land - (See Note Below)					26,256,405	10%	2,224,996	24,031,409	135,546
Buildings Including Other Civic Amenities	135,546	18,107,972	8,012,887		14,664,845	15%	1,859,564	12,805,280	5,514,982
Electrical Equipments and Electrical Fixtures	5,514,982	4,614,365	4,535,498		14,948,180	15%	1,701,543	13,246,638	5,167,755
Office Equipments and Other Appliances	5,167,755	2,571,301	7,209,124		42,107,487	15%	5,990,224	36,117,263	23,856,467
Laboratory and Science Equipments	23,856,467	13,905,700	4,345,320		71,012,339	10%	6,957,281	64,055,057	28,702,535
Furniture and Fixtures and Fittings	28,702,535	39,430,754	2,879,050		64,806,089	40%	25,351,637	39,454,452	15,039,024
Computers including Accessories and Software	15,039,024	46,913,071	2,853,994		4,202,326	15%	494,796	3,707,530	1,118,761
Sports Equipments	1,118,761	1,276,190	1,807,375		41,953,380	30%	12,300,684	29,652,695	39,034,683
Motor Vehicles	39,034,683	1,016,499	1,902,198		17,225,929	15%	2,478,675	14,747,253	14,118,017
Library Books and Journals	14,118,017	1,705,057	1,402,855		173,861	15%	26,079	147,782	173,861
Musical Instruments	173,861		236,000		10,693,627		-	10,693,627	8,697,843
Capital Work in Progress	8,697,843	1,759,784							
	141,559,473	131,300,693	35,184,301	-	308,044,467		59,385,480	248,658,987	141,559,473

Land measuring 40.3504 Acres have been purchased by Sponsoring Body and vested with the University as per clause Chapter - II, Section 4(1)(ii)(b) of the University Act

