

4.1.2
2022-23

PRESIDENCY UNIVERSITY, BANGALORE
BALANCE SHEET AS AT 31-MARCH 2023

(AMOUNT IN RS)

SOURCE OF FUNDS	Sch	As at 31.3.2023
CORPUS/CAPITAL FUND	2	956,437,102
DESIGNATED/ EARMARKED / ENDOWMENT FUNDS	3	174,000,000
SECURED LOANS	4	2,584,556
UNSECURED LOANS	5	674,467,782
CURRENT LIABILITIES & PROVISIONS	6	237,792,377
TOTAL :		2,045,281,817
APPLICATION OF FUNDS		
FIXED ASSETS		
TANGIBLE FIXED ASSETS	7	972,257,758
INVESTMENTS FROM EARMARKED / ENDOWMENT FUNDS	8	174,000,000
CURRENT ASSETS	9	662,877,942
LOANS, ADVANCES & DEPOSITS	10	236,146,117
TOTAL :		2,045,281,817
SIGNIFICANT ACCOUNTING POLICIES	1	0
CONTINGENT LIABILITIES AND NOTES TO ACCOUNTS	22-28	

As per my report of even date attached
For **Yadu & Co.,**
FRN:0047955
Chartered Accountants

V.N.YADUNATH
Proprietor
Membership No. 021170
Place: Bangalore
Date :


FINANCE OFFICER
Presidency University
Dibbur, Itgalpur, Jayanakunte,
Bangalore - 560004.



PRESIDENCY UNIVERSITY, BANGALORE
INCOME AND EXPENDITURE ACCOUNT FOR THE YEAR ENDING 31-MARCH
(Amount in Rupees)

INCOME	Sch	2023
ACADEMIC RECEIPTS	11	2,489,581,620
INCOME FROM INVESTMENTS	12	15,108,416
INTEREST EARNED	13	5,503,798
OTHER INCOME	14	462,942,780
TOTAL INCOME :		2,973,136,614
EXPENDITURE		
STAFF PAYMENT & BENEFITS(ESTABLISHMENT EXPENSES)	15	638,717,262
ACADEMIC EXPENSES	16	138,465,915
ADMINISTRATIVE AND GENERAL EXPENSES	17	645,996,264
REPAIRS & MAINTENANCE	18	118,303,604
TRANSPORTATION EXPENSES	19	110,899,897
HOSTEL EXPENSES	20	149,685,907
FINANCE COSTS	21	227,962,018
AMORTISATION OF DEFERRED REVENUE EXPENDITURE		13,878,042
DEPRECIATION	7 & 26	324,212,487
TOTAL EXPENSES :		2,368,121,395
BALANCE BEING SURPLUS CARRIED TO CAPITAL FUND		605,015,220
TRANSFERRED TO ENDOWMENT FUND		-
NET SURPLUS TRANSFERRED TO CAPITAL FUND		605,015,220

SIGNIFICANT ACCOUNTING POLICIES

1

As per my report of even date attached
For Yadu & Co.,
 FRN:0047955
 Chartered Accountants

V.N.YADUNATH
Proprietor
 Membership No. 021170
 Place: Bangalore
 Date :


FINANCE OFFICER
 Presidency University
 Dibbur, Itgalpur, Rajanakunte,
 Bengaluru - 560064.



PRESIDENCY UNIVERSITY, BANGALORE

SCHEDULES FORMING PART OF BALANCE SHEET AND INCOME AND EXPENDITURE ACCOUNT

		Particulars	YTD-March-2023 Rs.
2	CORPUS/CAPITAL FUND		
	Balance at the beginning of the year		11,494,683
	Total		11,494,683
	Income and Expenditure Account Surplus		
	Opening Balance Surplus/(deficit)		339,927,199
	Less Accumulated Depreciation of Earlier Years transferred by Sponsoring Body		
	Other Adjustments		
	Transferred to Endowment Fund Reserve		
	Surplus tranferred from Income and Expenditure Account		605,015,220
			944,942,419
	Balance At the year end		956,437,102
3	DESIGNATED/ EARMARKED / ENDOWMENT FUNDS		
	Opening balance		171,000,000
	Add: Relating to Previous year		3,000,000
	Additions/(withdrawn) during the year		
	Total (A)		174,000,000
	Utilisation/Expenditure towards objectives of funds		
	Capital Expenditure		-
	Revenue Expenditure/(withdrawn to interest income)		-
	Total (B)		-
	Closing Balance (A-B)		174,000,000
	Represented by :		
	Cash and Bank Balances (Placed in fixed deposit)		17,400,000
4	SECURED LOANS		
	Vehicle Loans		2,584,556
	(Secured by the hypothication of the respective vehicles)		
5	UNSECURED LOANS - Refer Note 26 for details)		
	From AHMET - Sponsoring Body		
	Towards financial support for Infrastructure and related servicing expenses provided by Sponsoring Body		674,467,782
			674,467,782


 REGISTRAR



PRESIDENCY UNIVERSITY, BANGALORE

SCHEDULES FORMING PART OF BALANCE SHEET AND INCOME AND EXPENDITURE ACCOUNT


		Particulars	YTD-March-2023 Rs.
6		CURRENT LIABILITIES AND PROVISIONS	
		CURRENT LIABILITIES	
		Sundry Creditors	
		For Goods	51,103,597
		For Services	78,039,055
		For Capital Expenditure	371,374
		Statutory Liabilities	
		TDS Payable	7,897,941
		Professional tax payable	139,800
		PF Payable	1,159,383
		PF Administration Charges Payable	
		Other Current Liabilities	
		Fees Received in Advance	24,500
		Liabilities for Expenses	
		Salaries Payable	58,567,157
		Leave Encashment Payable	
		Professional Charges Payable	
		Rent Payable	
		Counselling Charges Payable	
		Electricity Charges Payable	2,120,664
		Water Charges Payable	10,370
		Telephone Charges Payable	
		Concession and Scholarship Payable	383,610
		Advertisement and Marketing Charges Payable	
		Membership/Registration & Affiliation Charges Payable	
		Stipend Payable	
		Maintenance Allowance Payable (Social Welfare Dept)	
		Others	28,937
		Retention Money Payable	2,132,813
		Research Project Support	
		Research and Project Grant	1,603,991
		Due to Karnataka Educaion Society towards Power Grid Dues	2,868,000
		Caution Deposit	31,079,895
		Maintenance allowance payable (Social Welfare Dept)	161,290
		Arivu Loan Received	100,000
			237,792,377
8		INVESTMENTS FROM EARMARKED / ENDOWMENT FUNDS	
		Term Deposits with Banks - Opening Balance	171,000,000
		Additions?(withdrawn) During the Year	3,000,000
			174,000,000


 REGISTRAR


PRESIDENCY UNIVERSITY, BANGALORE

SCHEDULES FORMING PART OF BALANCE SHEET AND INCOME AND EXPENDITURE ACCOUNT

Particulars		YTD-March-2023
		Rs.
9	CURRENT ASSETS	
	Fees Receivable	
	Accademic Fees Receivable	375,625,887
	Cash and Bank Balances	
	Cash on hand	210,146
	Balance with Banks on Term Deposit Accounts	176,000,000
	Balance with Banks on current and savings account	111,041,909
		662,877,942
10	LOANS, ADVANCES & DEPOSITS	
	Deposits:	
	Rental Deposits	20,195,000
	Electricity Deposit	32,210
	Telephone	11,000
	Fuel Deposit	100,000
	Gas Deposit	5,250
	Other Deposit	3,647,125
	Advances and other amounts recoverable in cash or in kind or for value to be received:	
	Deferred Revenue Expenditure less amortisation	124,902,380
	Advance to Suppliers - For and Services	48,465,929
	Advance to Suppliers towards Capital Expenditure	18,159,967
	Staff Advance	275,358
	General Advance	11,335,821
	Grant Received for VGST Project / Research Project	
	Accrued interest on Fixed Deposit	6,980,161
	Prepaid Expenses	
	Other Receivable	18,094
	TDS Receivable	2,017,822
		236,146,117


 REGISTRAR



PRESIDENCY UNIVERSITY, BANGALORE

SCHEDULES FORMING PART OF BALANCE SHEET AND INCOME AND EXPENDITURE ACCOUNT

Particulars		YTD-March-2023
		Rs.
11	ACADEMIC RECEIPTS	
	FEES FROM STUDENTS	
	Tuition fee - SOM PG	340,714,030
	Tuition fee -SOL	136,174,750
	Tuition fee -SOE UG	1,724,603,690
	Tuition fee - SOD	44,835,000
	Tuition fee - SOE PG	2,880,000
	Tuition fee - SOIS	86,590,400
	Tuition fee - SOC	43,285,000
	Tuition fee - SOM UG	226,825,000
	Tuition fee - SOMS	2,500,000
	Tuition fee - Ph.D	21,342,500
	Total (A)	2,629,750,370
	Less - Scholarships	(17,921,750)
	Less - Freeships	(122,247,000)
	TOTAL ACADEMIC RECEIPTS	2,489,581,620
12	INCOME FROM INVESTMENTS	
	Interest on Term Deposits Placed towards Endowment Fund	2,758,569
	Transferred to Earmarked/Endowment Funds - 25% of Endowment Fund	(3,000,000)
	Interest on other Fixed Deposits	15,195,002
	Other interest receipts	154,845
		15,108,416
13	INTEREST EARNED	
	Interest on Savings Bank Accounts with Scheduled Banks	5,503,798
		5,503,798
14	OTHER INCOME	
	Hostel Fees	221,888,259
	Transportation Fees	83,659,054
	Grant Receipts towards Research Project Expenditure	51,200,000
	Grant Receipts towards Teaching and Training	20,800,000
	Grant Receipts towards Infrastructure Augumentation	10,700,000
	Financial Support towards Research work of faculty members	1,696,000
	Fellowship amount of JRF	32,736,000
	Other Fees	32,464,974
	Contribution from Alumni	3,126,000
	Miscellaneous Income	4,672,493
		462,942,780


 REGISTRAR


PRESIDENCY UNIVERSITY, BANGALORE

SCHEDULES FORMING PART OF BALANCE SHEET AND INCOME AND EXPENDITURE ACCOUNT

Particulars		YTD-March-2023
		Rs.
15	STAFF PAYMENTS & BENEFITS (ESTABLISHMENT EXPENSES)	
	Basic Pay, Academic grade pay and consolidated salary	226,990,101
	Dearness Allowance	86,417,439
	Other Allowances	292,608,920
	Adjunct faculty, arrear earning and others	6,762,580
	Contribution to Provident Fund	13,099,422
	PF Administration Charges	1,091,655
	Gratuity, Exgratia and Leave Encashment	2,751,480
	Staff Welfare Expenses	5,756,981
	Staff Recruitment Expenses	3,238,684
		638,717,262
16	ACADEMIC EXPENSES	
	Student Development	69,227,948
	Workshop/Seminar/Conference/Webinar	8,309,155
	Seed Grant Research Expenses	3,947,669
	Stipend to Interns	7,331,432
	Other Research Support	52,867
	Student Welfare expenses	579,897
	Membership and Subscription/Affiliation charges	1,575,760
	Library, Magazines and Journals	23,284,336
	Discontinued students written off	-
	Institutional and International Relationship	1,416,708
	Uniform Expenses	4,327,577
	Laboratory Consumable	3,356,755
	Sports Consumable	818,904
	Student Function and Celebration	14,236,907
		138,465,915
17	ADMINISTRATIVE AND GENERAL EXPENSES	
	Infrastructure	
	Electricity and power	10,832,881
	Water charges	21,785
	Communication	
	Postage and Courier Charges	974,289
	Telephone and Internet charges	8,946,899
	Software Lincencing Subscription	29,522,993
	Others- Office Expenses	2,245,003
	Advertisement and Publicity	78,018,489
	Counselling charges	325,400,950
	Logo Branding and Integrated IT Service	23,600,000
	Rent, rates and taxes	50,160,936
	Group Medical Insurance	2,289,255
	Security Expenses	25,107,317

REGISTRAR



PRESIDENCY UNIVERSITY, BANGALORE

SCHEDULES FORMING PART OF BALANCE SHEET AND INCOME AND EXPENDITURE ACCOUNT

	Particulars	YTD-March-2023
		Rs.
	Professional charges	29,876,033
	Legal Expenses	6,165,180
	Printing and Stationery (consumption)	5,354,044
	Travelling and Boarding Expenses	3,844,380
	Transportation and Conveyance Expenses	905,817
	Hospitality - gifts and articles	574,865
	Meeting Expenses	5,161,021
	Auditors Remuneration - Internal Audit	5,417,086
	Membership and Subscription - General	-
	Donation and Charity	27,684,547
	Placement Expenses	1,257,372
	Guest House expenses	1,403,747
	Irrecoverable Advances Written off	-
	Miscellaneous expenses	1,231,380
		645,996,264
18	REPAIRS & MAINTENANCE	
	Repair - Buildings	20,092,747
	Repairs - Furniture & Fixtures	13,819
	Repairs-DG Set	1,500
	Repair Electricals	17,662
	Repairs - Office Equipment	384,351
	Repairs - Electronic Equipment	3,628,282
	Repairs - Computers	1,201,931
	Repairs - Laboratory & Scientific equipment	96,240
	Maintenance - Outsourced Cleaning Services	87,264,858
	Annual Maintenance Contracts	2,835,171
	Maintenance - Garden Maintenance	193,050
	Repairs Others	2,573,993
		118,303,604
19	TRANSPORTATION EXPENSES	
	Vehicles (owned by institution)	
	Running expenses	6,706,374
	Repairs & maintenance	1,186,802
	Taxes and Insurance	321,908
	Vehicles taken on rent/lease	
	Outsourced expenses	102,684,813
		110,899,897

Sanne
REGISTRAR
PRESIDENCY UNIVERSITY
Bangalore
BANGALORE

PRESIDENCY UNIVERSITY, BANGALORE

SCHEDULES FORMING PART OF BALANCE SHEET AND INCOME AND EXPENDITURE ACCOUNT

Particulars		YTD-March-2023
		Rs.
20	HOSTEL EXPENSES	
	Rent expenses/outsourced hostel charges	22,229,125
	Food Expenses	77,732,243
	Outsourced Security and HK Expenses	31,572,453
	Miscellaneous items	1,619,695
	Internet/cable expenses	635,875
	Repairs and Maintenance	5,676,842
	DG Set Expenses	1,148,527
	Water charges	
	Electricity and power	8,283,869
	Commission and Brokerage	
	Consumables	787,278
		149,685,907
21	FINANCE COSTS	
	Interest paid on Vehicle Loans	309,402
	Interest on Term Loan paid by Sponsoring Body charged back to University	223,337,522
	Bank Charges	1,069,255
	Interest paid on Unsecured Loan	
	Interest on Educational Loan	3,245,839
	Miscellaneous Charges	
		227,962,018

Sanne
REGISTRAR




PRESIDENCY UNIVERSITY

Note-7 : Fixed Assets

AMOUNT IN RS

Particulars	Gross Block				Depreciation Block		Net Block		
	As at 1 April 2022	Additions during the year - before 30-9-2022	Additions during the year - after 30-9-2022	Deletions /Transfer during the year	As at 31 March 2023	Depn. Rate	Charge for the year	As at 31 March 2023	As at 31 March 2022
Tangible Assets									
Land - (See Note Below)	-				527,068,516			527,068,516	527,068,516
Sponsoring Body Infrastructure and Building	527,068,516								
Buildings Including Other Civic Amenities	26,667,917	4,064,874	1,593,072		32,325,863	10%	3,152,933	29,172,930	26,667,917
4.1.2 Electrical Equipments and Electrical Fixtures	12,077,159	1,903,720	1,821,634		15,802,513	15%	2,233,754	13,568,759	12,077,159
Office Equipments and Other Appliances	22,680,865	3,311,571	20,221,703		46,214,139	15%	5,415,493	40,798,646	22,680,865
Laboratory and Science Equipments	32,172,668	4,071,479	1,827,802		38,071,949	15%	5,573,707	32,498,242	32,172,668
Furniture and Fixtures and Fittings	83,296,372	8,602,016	13,364,232		105,262,620	10%	9,858,050	95,404,570	83,296,372
4.1.2 Computers including Accessories and Software	84,767,410	21,187,037	109,818,736		215,773,183	40%	64,345,526	151,427,657	84,767,410
Sports Equipments	2,791,956		73,949		2,865,905	15%	424,340	2,441,565	2,791,956
4.1.2 Motor Vehicles	17,532,950		4,199,686		21,732,636	30%	5,889,838	15,842,798	17,532,950
Library Books and Journals	12,285,235	5,680,255	24,945,971		42,911,461	15%	4,565,771	38,345,690	12,285,235
Musical Instruments	106,773		424,799		531,572	15%	47,876	483,696	106,773
4.1.2 Capital Work in Progress including mobilisation adva	18,600,598	28,565,274	29,446,051	51,407,234	25,204,689			25,204,689	18,600,598
	840,048,419	77,386,226	207,737,635	51,407,234	1,073,765,046		101,507,289	972,257,758	840,048,419

Land measuring 40.3504 Acres have been purchased by Sponsoring Body and vested with the University as per clause Chapter - II, Section 4(1)(ii)(b) of the University Act



401.2-2021-22

Acknowledgement Number: 765771161311022

Date of filing: 31-Oct-2022

INDIAN INCOME TAX RETURN ACKNOWLEDGEMENT

Assessment Year

[Where the data of the Return of Income in Form ITR-1 (SAHAJ), ITR-2, ITR-3, ITR-4(SUGAM), ITR-5, ITR-6, ITR-7 filed and verified]

2022-23

(Please see Rule 12 of the Income-tax Rules, 1962)

PAN AAAJP1369B

Name PRESIDENCY UNIVERSITY

Address 1, DIBBUR, RAJANAKUNTE OFF DODABALLAPUR MAIN ROAD, BANGALORE, 15-Karnataka, 91-INDIA, 560089

Status AOP/BOI

Form Number

ITR-7

Filed w/s 139(1)-On or before due date

e-Filing Acknowledgement Number 765771161311022

Taxable Income and Tax details	Current Year business loss, if any	1	0
	Total Income		0
	Book Profit under MAT, where applicable	2	0
	Adjusted Total Income under AMT, where applicable	3	0
	Net tax payable	4	0
	Interest and Fee Payable	5	0
Accreted Income & Tax Details	Total tax, interest and Fee payable	6	0
	Taxes Paid	7	13,23,236
	(+) Tax Payable / (-) Refundable (6-7)	8	(-) 13,23,236
	Accreted Income as per section 115TD	9	0
	Additional Tax payable u/s 115TD	10	0
	Interest payable u/s 115TE	11	0
	Additional Tax and interest payable	12	0
	Tax and interest paid	13	0
(+) Tax Payable / (-) Refundable (12-13)	14	0	

This return has been digitally signed by PRESIDENCY UNIVERSITY in the capacity of Principal Officer havingPAN ADMPA2068B from IP address 49.206.3.114 on 31-Oct-2022 DSC Sl.No & Issuer 50546613& 50546613CN=Capricorn CA 2014,OU=Certifying Authority,O=Capricorn Identity Services Pvt Ltd.,C=IN

System Generated



Barcode/QR code

AAAJP1369B07765771161311022def3f84a6d8f30bbaa94123851785e943b7fcfb2

DO NOT SEND THIS ACKNOWLEDGEMENT TO CPC, BENGALURU

Registrar
PRESIDENCY UNIVERSITY
BANGALORE



Yadu & Co.,
Chartered Accountants
No. 25, Muddappa Road,
Maruthi Seva Nagar
Bangalore – 560 033

AUDIT REPORT

1. We have examined the Balance Sheet of the **Presidency University, Bangalore** as on 31-03-2022 and the annexed Income and Expenditure Account for the year ended that date. These financial statements are the responsibility of the management. Our responsibility is to express an opinion on these financial statements based on our audit.
2. We have conducted the audit in accordance with auditing standards generally accepted in India. These standards require that we plan and perform the audit to obtain reasonable assurance about whether the financial statements are free of material misstatement. Our audit included, examining on a test basis, evidence supporting amounts and disclosures in the financial statements. Our audit also included assessing the accounting principles used and significant estimates made by the management, as well as evaluating the over all financial statement presentation. We believe that our audit provides a reasonable basis for our opinion.
3. We further report that :
 - a. We have obtained all the information and explanations, which to the best of our knowledge and belief were necessary for the purpose of our audit.
 - b. In our opinion proper books as required by law have been kept by the University , so far as appears from the examination of those books.
 - c. The Balance Sheet and Income & Expenditure account dealt with by this report are in agreement with the books of account.
 - d. In our opinion and to the best of our information and according to the explanations given to us during our audit, the said accounts give a true and fair view of the state of affairs of the University as on 31.3.2022.

for Yadu & Co.,
Chartered Accountants
Firm Registration Number: 004795S


V. N. Yadunath
V. N. Yadunath
Proprietor
Membership No: 021170
UDIN : 22021170AZITWN5177



Place: Bangalore
Dated: 23/09/2022

☎ 9008999726

* Email : vnyadu@yahoo.com



**PRESIDENCY UNIVERSITY, BANGALORE
BALANCE SHEET AS AT 31-MARCH 2022**

(AMOUNT IN RS)

SOURCE OF FUNDS	Sch	As at 31.3.2022
CORPUS/CAPITAL FUND	2	35,14,21,883
DESIGNATED/ EARMARKED / ENDOWMENT FUNDS	3	17,10,00,000
SECURED LOANS	4	42,44,870
UNSECURED LOANS	5	1,09,56,95,102
CURRENT LIABILITIES & PROVISIONS	6	12,39,84,899
TOTAL :		1,74,63,46,753
APPLICATION OF FUNDS		
FIXED ASSETS		
TANGIBLE FIXED ASSETS	7	84,00,48,419
INVESTMENTS FROM EARMARKED / ENDOWMENT FUNDS	8	17,10,00,000
CURRENT ASSETS	9	59,97,08,425
LOANS, ADVANCES & DEPOSITS	10	13,55,89,909
TOTAL :		1,74,63,46,753

SIGNIFICANT ACCOUNTING POLICIES
CONTINGENT LIABILITIES AND NOTES TO ACCOUNTS

1
22-28

As per my report of even date attached
For **Yadu & Co.,**
FRN:0047955
Chartered Accountants

V.N. Yadunath



V.N. YADUNATH

Proprietor

Membership No. 021170

Place: Bangalore

Date :

Nissar Ahmed

NISSAR AHMED
Chancellor

Janme
REGISTRAR
PRESIDENCY UNIVERSITY
BANGALORE


PRESIDENCY UNIVERSITY, BANGALORE
INCOME AND EXPENDITURE ACCOUNT FOR THE YEAR ENDING 31-MARCH 2022
 (Amount in Rupees)

INCOME	Sch	2022
ACADEMIC RECEIPTS	11	1,99,04,29,472
INCOME FROM INVESTMENTS	12	97,84,998
INTEREST EARNED	13	18,89,855
OTHER INCOME	14	10,41,79,000
TOTAL INCOME :		2,10,62,83,325
EXPENDITURE		
STAFF PAYMENT & BENEFITS(ESTABLISHMENT EXPENSES)	15	54,60,47,714
ACADEMIC EXPENSES	16	5,76,87,440
ADMINISTRATIVE AND GENERAL EXPENSES	17	50,40,74,020
REPAIRS & MAINTENANCE	18	6,39,91,416
TRANSPORTATION EXPENSES	19	1,82,61,052
HOSTEL EXPENSES	20	3,39,89,276
FINANCE COSTS	21	20,06,89,649
DEPRECIATION	7 & 26	26,02,13,175
TOTAL EXPENSES :		1,68,49,53,741
BALANCE BEING SURPLUS CARRIED TO CAPITAL FUND		42,13,29,584
TRANSFERRED TO ENDOWMENT FUND		(15,00,00,000)
NET SURPLUS TRANSFERRED TO CAPITAL FUND		27,13,29,584


SIGNIFICANT ACCOUNTING POLICIES

1

As per my report of even date attached
 For Yadu & Co.,
 FRN:0047955
 Chartered Accountants


V.N.YADUNATH
 Proprietor

Membership No. 021170
 Place: Bangalore
 Date :


NISSAR AHMED
 Chancellor


 REGISTRAR


PRESIDENCY UNIVERSITY, BANGALORE
Financial Statement for the year ending 31 March 2022

1 SIGNIFICANT ACCOUNTING POLICIES & NOTES TO ACCOUNTS

A Background

University is incorporated under Presidency University Act, 2013 and received the assent of the Governor on the Twenty second day of March, 2013. This is an Act to establish and incorporate in the state of Karnataka, a University of unitary nature in the private sector by A H Memorial Education Trust, Bangalore, to promote and undertake the advancement of applied University education in Business & Management Studies, Life Sciences, Computer Science & Information Technology and other Technical courses, Medical Sciences and allied sectors and for the matters connected therewith or incidental thereto

B. Significant Accounting Policies

a Basis of preparation of Financial Statements

The financial statements are prepared under the historical cost convention and on the accrual basis of accounting in accordance with Generally Accepted Accounting Principles (GAAP) in India. These financial statements comply with the Accounting Standards issued by The Institute of Chartered Accountants of India (ICAI).

b Revenue Recognition

Tuition Fees, Hostel fee and Transport Fees from students are accounted on accrual basis. Income from investments including interest on savings bank are accounted on accrual basis

c Fixed Assets and Depreciation

Fixed assets are stated at cost of acquisition including inward freight, duties and taxes and incidental and direct expenses related to acquisition, installation and commissioning

Infrastructure constructed under work order contracts are capitalised when substantial work is completed and virtual completion of the project is obtained from the Architect

Fixed assets are valued at cost less accumulated depreciation. Depreciation on fixed assets is provided on written down value method, at the following rates

Particulars of Assets	Rate of Depreciation
Land	-
Site under Development	-
Buildings	10%
Plant and Machinery	15%
Electrical Installation	15%
Tube Wells and Water Suply System	15%
Office Equipments	15%
Laboratory and Science Equipments	15%
Audio Visual Equipments	15%
Furniture and Fixtures and Fittings	10%
Computer and Pheripherals	40%
Sports Equipments	15%
Vehicles	30%
Library Books and Scientific Journals	15%
Intangible Assets	15%

Assets, the individual value of each of which is Rs. 2000 or less (except Library Books) are treated as Small Value Assets, 100% depreciation is provided in respect of such assets at the time of their acquisition

Interest on borrowed money allocated to and utilized for qualifying assets, pertaining to the period up to the date of capitalization is capitalized. Assets acquired on finance lease is capitalised at the gross value and interest there on is charged to Income Statement.

Advances paid towards acquisition of fixed assets outstanding as of each Balance Sheet date and the cost of fixed assets not ready for use before such date are disclosed under capital work in progress. Lease payments under operating lease are recognized as an expense in the Income Statement.

Payment for lease hold land is amortised over the period of lease.

d Retirement benefits

Retirement benefits i.e., gratuity and leave encashment are accounted on cash basis

e Use of Estimates

The preparation of financial statements in conformity with Generally Accepted Accounting Principles (GAAP) requires managements to make judgements, estimates and assumptions that affect the application of a Accounting Policieis and reported amounts of assets, liabilities, income and expenditure and disclosure of contingent liabilites on the date of the Balance Sheet. Actual results could differ from those estimates. Estimates and underlying assumptions are reviewed on an ongoing basis. Any revision to accounting estimates is recognized prospectively in current and future periods.


f Borrowing Cost Capitalisation

Borrowing costs are interests and other costs incurred by the sponsoring body on behalf of the University in connection with the borrowing of funds. The funds are used for the purpose of developing infrastructure and purchase of fixed assets for the University and for operating expenses. Borrowing costs directly attributable to construction or acquisition of those fixed assets which essentially take substantial period of time to get ready for their intended use are capitalised. Other borrowing costs are expensed in the period in which these are incurred.

g Provision and Contingencies

A provision is recognized when the Institution has a present obligation as a result of past events and it is probable that an outflow of resources will be required to settle the obligation, in respect of which reliable estimate can be made. Provisions (excluding retirement benefits) are not discounted to its present value and are determined based on best estimate required to settle the obligation at the balance sheet date. These are reviewed at each balance sheet date and adjusted to reflect the current best estimate. Contingent liabilities are not recognized but disclosed in the notes to the financial statements.

As per my report of even date attached


For Yadu & Co.,
FRN:0047955
Chartered Accountants




REGISTRAR
PRESIDENCY UNIVERSITY
BANGALORE

Ram

PRESIDENCY UNIVERSITY, BANGALORE
SCHEDULES FORMING PART OF BALANCE SHEET AND INCOME AND EXPENDITURE ACCOUNT

Particulars		YTD-March-2022
		Rs.
2	CORPUS/CAPITAL FUND	
	Balance at the beginning of the year	1,14,94,683
	Total	1,14,94,683
	Income and Expenditure Account Surplus	7,04,68,838
	Opening Balance Surplus/(deficit)	
	Less Accumulated Depreciation of Earlier Years transferred by Sponsoring Body	11,28,778
	Other Adjustments	(30,00,000)
	Transferred to Endowment Fund Reserve	27,13,29,584
	Surplus tranferred from Income and Expenditure Account	33,99,27,200
	Balance At the year end	35,14,21,883
3	DESIGNATED/ EARMARKED / ENDOWMENT FUNDS	
	Opening balance	16,50,00,000
	Add: Relating to Previous year	30,00,000.00
	Additions/(withdrawn) during the year	30,00,000.00
	Total (A)	17,10,00,000
	Utilisation/Expenditure towards objectives of funds	
	Capital Expenditure	-
	Revenue Expenditure/(withdrawn to interest income)	-
	Total (B)	-
	Closing Balance (A-B)	17,10,00,000
Represented by :		
Cash and Bank Balances (Placed in fixed deposit)	17,10,00,000	
4	SECURED LOANS	42,44,870
	Vehicle Loans (Secured by the hypothication of the respective vehicles)	
5	UNSECURED LOANS - Refer Note 26 for details)	
	From AHMET - Sponsoring Body Towards financial support for Infrastructure, and related servicing expenses provided by Sponsoring Body	1,09,56,95,102
		1,09,56,95,102

PRESIDENCY UNIVERSITY, BANGALORE
SCHEDULES FORMING PART OF BALANCE SHEET AND INCOME AND EXPENDITURE ACCOUNT

Particulars		YTD-March-2022
		Rs.
6	CURRENT LIABILITIES AND PROVISIONS	
	CURRENT LIABILITIES	
	Sundry Creditors	
	For Goods	4,67,17,910
	For Services	1,25,42,818
	For Capital Expenditure	4,98,499
	Statutory Liabilities	2,19,39,491
	TDS Payable	1,17,000
	Professional tax payable	9,91,476
	PF Payable	
	PF Administration Charges Payable	
	Other Current Liabilities	
	Fees Received in Advance	
	Liabilities for Expenses	1,04,23,464
	Salaries Payable	
	Leave Encashment Payable	27,000
	Professional Charges Payable	46,335
	Rent Payable	
	Counselling Charges Payable	12,44,089
	Electricity Charges Payable	5,467
	Water Charges Payable	
	Telephone Charges Payable	3,83,610
	Concession and Scholarship Payable	
	Advertisement and Marketing Charges Payable	
	Membership/Registration & Affiliation Charges Payable	
	Stipend Payable	
	Maintenance Allowance Payable (Social Welfare Dept)	24,067
	Others	6,71,894
	Retention Money Payable	
	Research Project Support	14,90,593
	Research and Project Grant	2,65,99,895
	Caution Deposit	1,61,290
	Maintenance allowance payable (Social Welfare Dept)	1,00,000
	Arivu Loan Received	
		12,39,84,899
8	INVESTMENTS FROM EARMARKED / ENDOWMENT FUNDS	
	Term Deposits with Banks - Opening Balance	15,00,00,000
	Additions?(withdrawn) During the Year	2,10,00,000
		17,10,00,000

PRESIDENCY UNIVERSITY, BANGALORE
SCHEDULES FORMING PART OF BALANCE SHEET AND INCOME AND EXPENDITURE ACCOUNT

Particulars		YTD-March-2022
		Rs.
9	CURRENT ASSETS	
	Fees Receivable	34,75,02,863
	Accademic Fees Receivable	
	Cash and Bank Balances	
	Cash on hand	2,43,708
	Balance with Banks on Term Deposit Accounts	16,90,00,000
	Balance with Banks on Savings Accounts	8,29,61,853
		59,97,08,425
10	LOANS, ADVANCES & DEPOSITS	
	Deposits:	1,34,89,500
	Rental Deposits	32,210
	Electricity Deposit	11,000
	Telephone	1,00,000
	Fuel Deposit	5,250
	Gas Deposit	1,17,83,925
	Other Deposit	
	Advances and other amounts recoverable in cash or in kind or for value to be received:	
	Advance to Suppliers - For and Services	9,51,76,111
	Advance to Suppliers towards Capital Expenditure	26,44,243
	Staff Advance	27,19,140
	General Advance	2,45,463
	Grant Received for VGST Project / Research Project	
		73,79,248
	Accrued interest on Fixed Deposit	-
	Prepaid Expenses	18,094
	Other Receivable	19,85,726
	TDS Receivable	
		13,55,89,909

Sanne
REGISTRAR
PRESIDENCY UNIVERSITY
BANGALORE

PRESIDENCY UNIVERSITY, BANGALORE
SCHEDULES FORMING PART OF BALANCE SHEET AND INCOME AND EXPENDITURE ACCOUNT

Particulars		YTD-March-2022
		Rs.
11	ACADEMIC RECEIPTS	
	FEES FROM STUDENTS	
	Tuition fee - SOM PG	28,17,90,000
	Tuition fee -SOL	12,75,29,625
	Tuition fee -SOE UG	1,49,87,74,613
	Tuition fee - SOD	3,28,10,000
	Tuition fee - SOE PG	74,25,000
	Tuition fee - SOIS	4,19,75,000
	Tuition fee - SOC	2,94,85,000
	Tuition fee - SOM UG	18,03,10,000
	Tuition fee - SOMS	8,00,000
	Tuition fee - Ph.D	2,23,42,500
	Total (A)	2,22,32,41,738
	Less - Scholarships	(11,98,15,105)
	Less Concession and Freeships	(11,29,97,161)
	TOTAL ACADEMIC RECEIPTS	1,99,04,29,472
12	INCOME FROM INVESTMENTS	
	Interest on Term Deposits Placed towards Endowment Fund	1,16,06,069
	Transferred to Earmarked/Endowment Funds - 25% of Endowment Fund	(30,00,000)
	Interest on other Fixed Deposits	11,78,929
		97,84,998
13	INTEREST EARNED	
	Interest on Savings Bank Accounts with Scheduled Banks	18,89,855
		18,89,855
14	OTHER INCOME	
	Hostel Fees	8,51,46,946
	Transportation Fees	(56,150)
	Other Fees	1,11,28,526
	Contribution from Alumni	21,77,929
	Miscellaneous Income	57,81,749
		10,41,79,000

PRESIDENCY UNIVERSITY, BANGALORE
SCHEDULES FORMING PART OF BALANCE SHEET AND INCOME AND EXPENDITURE ACCOUNT

Particulars		YTD-March-2022
		Rs.
15	STAFF PAYMENTS & BENEFITS (ESTABLISHMENT EXPENSES)	
	Basic Pay, Academic grade pay and consolidated salary	23,31,61,163
	Dearness Allowance	11,06,28,609
	Allowances	17,41,09,728
	Adjunct faculty, arrear earning and others	34,57,899
	Contribution to Provident Fund	1,02,96,227
	PF Administration Charges	8,58,974
	Gratuity, Exgratia and Leave Encashment	12,27,888
	Staff Welfare Expenses	1,02,49,481
	Staff Recruitment Expenses	20,57,745
		54,60,47,714
16	ACADEMIC EXPENSES	15,78,637
	Participation in Conferences	-
	Expenses on Seminars/Workshops/Industrial Trips	48,89,005
	Seed Grant Research Expenses	6,60,602
	Other Research Support	5,97,147
	Student Welfare expenses	57,03,722
	Membership and Subscription	1,15,55,656
	Library, Magazines and Journals	-
	Discontinued students written off	-
	Student Handbook	1,29,800
	Uniform Expenses	19,59,649
	Laboratory Consumable	1,41,346
	Sports Consumable	68,61,182
	Student Function and Celebration	2,36,10,694
	Student Activity and Development Expenses	-
		5,76,87,440
17	ADMINISTRATIVE AND GENERAL EXPENSES	
	Infrastructure	61,43,415
	Electricity and power	22,232
	Water charges	-
	Communication	88,077
	Postage and Courier Charges	56,37,535
	Telephone and Internet charges	2,20,00,831
	Software Lincencing Subscription	-
	Others	5,73,25,786
	Advertisement and Publicity	18,61,17,576
	Counselling charges	13,26,83,272
	Logo Branding and Integrated IT Service	1,34,45,932
	Rent, rates and taxes	19,74,117
	Building Insurance and general Insurance	2,06,39,310
	Security Expenses	-

PRESIDENCY UNIVERSITY, BANGALORE
SCHEDULES FORMING PART OF BALANCE SHEET AND INCOME AND EXPENDITURE ACCOUNT

Particulars		YTD-March-2022
		Rs.
	Professional charges	2,96,35,779
	Legal Expenses	6,68,650
	Printing and Stationery (consumption)	62,24,769
	Travelling and Boarding Expenses	24,38,481
	Transportation and Conveyance Expenses	46,55,295
	Hospitality - gifts and articles	5,93,785
	Meeting Expenses	20,86,032
	Auditors Remuneration - Internal Audit	42,93,728
	Membership and Subscription - General	4,92,377
	Donation and Charity	19,00,337
	Placement Expenses	24,205
	Guest House maintenance expenses	5,30,501
	Irrecoverable Advances Written off	35,67,448
	Miscellaneous expenses	8,84,550
		50,40,74,020
18	REPAIRS & MAINTENANCE	
	Repair - Buildings	86,71,885
	Repairs - Furniture & Fixtures	4,04,138
	Repairs-DG Set	2,04,491
	Repair Electricals	7,51,277
	Repairs - Office Equipment	11,00,565
	Repairs - Electronic Equipment	5,82,370
	Repairs - Computers	10,76,919
	Repairs - Laboratory & Scientific equipment	20,946
	Maintenance - Outsourced Cleaning Services	4,47,91,609
	Annual Maintenance Contracts	20,75,151
	Maintenance - Garden Maintenance	42,23,288
	Repairs Others	88,777
		6,39,91,416
19	TRANSPORTATION EXPENSES	
	Vehicles (owned by institution)	
	Running expenses	52,83,019
	Repairs & maintenance	7,36,734
	Taxes and Insurance	8,24,187
	Vehicles taken on rent/lease	
	Outsourced expenses	1,14,17,112
		1,82,61,052

PRESIDENCY UNIVERSITY, BANGALORE
SCHEDULES FORMING PART OF BALANCE SHEET AND INCOME AND EXPENDITURE ACCOUNT

Particulars		YTD-March-2022
		Rs.
20	HOSTEL EXPENSES	
	Rent expenses/outsourced hostel charges	1,02,67,212
	Food Expenses	70,50,171
	Outsourced Security and HK Expenses	62,53,082
	Telephone charges	
	Internet/cable expenses	6,10,971
	Repairs and Maintenance	70,54,518
	Water charges	13,01,761
	Electricity and power	6,59,561
	Commission and Brokerage	7,92,000
	Miscellaneous Expenses	
		3,39,89,276
21	FINANCE COSTS	
	Interest paid on Vehicle Loans	3,42,569
	Interest on Term Loan paid by Sponsoring Body charged back to University	19,81,65,615
	Bank Charges	12,72,377
	Interest paid on Unsecured Loan	
	Interest on Educational Loan	9,09,087
		20,06,89,649

22 CONTINGENT LIABILITIES:**CAPITAL COMMITMENTS**

The Value of contracts remaining to be executed on Capital Account and not provided for (Net of Advances) amounted to nil as on 31-3-2022

Bank Guarantee provided by the Bank on behalf of the University and outstanding as on 31-3-2022 - Rs. Nil

23 CURRENT ASSETS, LOANS, ADVANCES AND DEPOSITS

In the opinion of the Management, the current assets, Loans, Advances and Deposits have a value on realization in the ordinary course, equal at least to the aggregate amount shown in the Balance Sheet

24 ENDOWMENT FUND INVESTMENT

As per the conditions stipulated in clause 47, para 1 of the Presidency University Act, the University has placed Rs.15 crores in the form of Term Deposit renewable every year and Rs.10 crores in Bank Guarantee renewable every year towards Endowment Fund Requirement. As per para 4 of the clause 47 of the act, the interest earned on the term deposit is reinvested in the Fund to the extent of 25% of such interest. Details are given under

Particulars of investment

Fixed Deposit No. 11890300104206

Fixed Deposit No. 11890300104222

Rs.
12,00,00,000
3,00,00,000
15,00,00,000

25 RETIREMENT BENEFITS

The University is in the process of carrying out an actuarial valuation of the retirement benefit liability as on 31-3-2022 and in the opinion of the Board of Governors, the liability arising out of such exercise is not expected to be significant.

26 SPONSORING BODY SUPPORT

Abdul Hameed Memorial Education Trust, the Sponsoring Body to the University has provided Financial, human resources and management support for the Development of the University from its inception.

Borrowings arranged by Sponsoring Body for the Purpose of Developing Infrastructure within the University Campus

	Sanctioned Amount	Drawdown Amount
1) Borrowing from Federal Bank		
1 st Tranche	35 Crore	35 Crore
2nd Tranche	50 Crore	50 Crore
3rd Tranche	50 Crore	50 Crore
4th Tranche	21 Crore	21 Crore
3rd and 4th Tranche were subsequently transferred to HDFC Bank		
2) Borrowing From Indus Ind Bank subsequently transferred to Axis Bank	40 crore	40 Crore
	196 Crore	196 Crore
Margin money contributed by Sponsoring Body from its internal accrual for the		65 crore
Total Investment Committed by Sponsoring Body excluding Land as on 31st March 2022		261 crore

The Infrastructure created out the borrowing and margin money contributed by the Sponsoring Body has been Summarised below

	Investment upto	Depreciation	Depreciation	NBV at
	31-3-2022	Upto 31-3-2021	31-3-2022	31-3-2022
University- B School Block- New	5,48,94,514	1,59,15,001	38,84,726	3,50,94,787
University - Hostel Block Paripoorna Layout	15,42,93,499	4,64,82,278	1,07,81,122	9,70,30,099
University-Engineering Block Phase - 1	6,34,94,481	1,92,77,674	44,21,681	3,97,95,126
University-Hard Scaping	6,05,40,283	1,28,40,378	47,69,991	4,29,29,915
University - Admin Block	11,25,41,666	2,65,81,843	85,95,982	7,73,63,841
University-Admin Canopy Block	6,61,66,563	1,99,70,504	46,19,606	4,15,76,453
University-Cafeteria/seminar Hall	5,64,79,648	1,71,78,987	39,30,066	3,53,70,595
Un Iversity-Enginerring Block Phase-II	38,59,33,274	10,10,79,734	2,84,85,354	25,63,68,186
Building University(2016-17)	40,21,79,526	16,55,96,877	2,36,58,265	21,29,24,384
Building Unversity(2015-16)	22,61,18,270	8,51,79,883	1,40,93,839	12,68,44,549
University-Engineering Block Phase III	78,27,63,991	13,38,39,234	6,26,61,401	58,62,63,356
Computer and Software	6,75,43,201	5,21,45,836	61,58,946	92,38,419
Vehicles	6,47,500	3,09,501	50,700	2,87,299
Office Equipments	37,73,411	9,87,650	4,17,864	23,67,897
Lab Equipments	4,07,97,203	1,56,98,692	36,89,777	2,09,08,734
Furniture and Fixtures	8,44,34,829	2,74,52,005	85,47,424	4,84,35,400
	2,56,21,01,859	74,05,36,077	18,87,66,742	1,63,27,99,040
Capital Working Progress pending Completion	20,38,87,921			20,38,87,921
Advance Paid to Suppliers towards Project work	12,02,90,111			12,02,90,111
	2,88,62,79,891	74,05,36,077	18,87,66,742	1,95,69,77,072
Capitalised value of Interest on term Loan	9,58,38,882			9,58,38,882

Besides the financial support have also been obtained from the Sponsoring Body towards working capital support, debt servicing by way of interest and principal repayments, in addition to contribution towards endowment fund and margin money against Bank Guarantee a significant financial obligation towards shifting of transformer lines passing through University land. The balances due on account of these as at 31-3-2022 is given below:

Endowment Fund Investment	15,00,00,000
Margin Money towards Bank Guarantee	2,50,00,000
Transfer of Power Grid	12,00,00,000
Interest on Term Loans and working capital and other loans	1,63,36,559
	74,05,36,077
Amortized Value of Assets upto 2020-21	18,87,66,742
Amortized Value of Assets 2021-22	<u>1,24,06,39,378</u>

upto 31-3-2022 Sponsoring Body has repaid the term loan amounting to Rs.33,42,22,607 on behalf of University

Apart from this, Land meassuring 40.3504 Acres have been purchased by Sponsoring Body and vested with the University as per clause Chapter - II, Section 4(1)(ii)(b) of the University Act. The infrastructure has been built on the vested land by the Sponsoring body and for which Borrowing has been contracted as noted above. The land parcel has been securitised in relation to the term loan contracted. The servicing of interest and principal amount is done by the Sponsoring body, which will be reimbursed by the University, as and when they fall due.

27

SECURATISATION OF TERM LOANS TAKEN BY SPONSORING BODY FOR INFRASTRUCTURE OF UNIVERSITY

University has been informed that the Sponsoring Body has created charge on the following securities, for the term loans mentioned in note above

1) From Federal Bank - Rs.165 Crore and Indus Ind Bank Rs.72 Crore

Primary Security:

- 1) First Paripassu charge by way of equitable mortgage on the landed property owned by Trust and vested to the University measuring 31.65 acres
- 2) First exclusive charge on the Fixed Assets created at the University out of the Loan taken
- 3) First Paripassu charge on the entire cash flow of the University

Collateral Security

- 1) First Paripassu charge by way of equitable mortgage on the landed property owned by Trust and vested to the University measuring 9.39 acres
- 2) First Paripassu charge by way of equitable mortgage on the Leasehold Rights of Land and Building belonging to a running School Owned the Sponsoring Body
- 3) First Paripassu Charge on the Current Assets owned by the Sponsoring Body other than those encumbered with other banks
- 4) Personal Guarantees of the Trustees of the Sponsoring Body

The responsibility for servicing of the interest and repayment of principal as and when they fall due rests with the University. The Sponsoring Body has, at periodic intervals provided financial support in the servicing obligations of the University which has been shown as outstanding under current liabilities as noted above.

28

Previous year's figures have been regrouped and rearranged wherever necessary, to confirm current year's classifications

As per my report of even date attached
For Yadu & Co.,
FRN:0047955
Chartered Accountants

V.N. Yadunath
V.N. YADUNATH
Proprietor
Membership No. 021170

Place: Bangalore
Date :



Nissar Ahmed
Chancellor

ban

PRESIDENCY UNIVERSITY

AMOUNT IN RS

Note-7 : Fixed Assets

Particulars	Gross Block				Depreciation Block		Net Block	
	As at 1 April 2021	Additions during the year - before 30-9-2021	Additions during the year - after 30-9-2021	Deletions	As at 31 March 2022	Depn. Rate	Charge for the year	As at 31 March 2022
Tangible Assets								
Land - (See Note Below)					52,70,68,516			52,70,68,516
Sponsoring Body Infrastructure and Building		52,70,68,516						
Buildings Including Other Civic Amenities	2,16,28,268		75,81,553		2,92,09,821	10%	25,41,904	2,66,67,917
Electrical Equipments and Electrical Fixtures	1,19,77,072		20,50,430		1,40,27,502	15%	19,50,343	1,20,77,159
Office Equipments and Other Appliances	1,29,10,474	27,01,099	1,01,74,085		2,57,85,658	15%	31,04,792	2,26,80,865
Laboratory and Science Equipments	3,29,34,177	8,50,288	37,36,078		3,75,20,543	15%	53,47,876	3,21,72,668
Furniture and Fixtures and Fittings	6,59,99,645	14,00,811	2,38,27,328		9,12,27,784	10%	79,31,412	8,32,96,372
Computers including Accessories and Software	2,56,38,283	5,13,52,244	4,82,16,367		12,52,06,894	40%	4,04,39,484	8,47,67,410
Sports Equipments	31,59,641		1,14,877		32,74,518	15%	4,82,562	27,91,956
Motor Vehicles	2,26,28,007	24,19,065			2,50,47,072	30%	75,14,122	1,75,32,950
Library Books and Journals	1,34,09,938	3,91,002	5,99,391		1,44,00,331	15%	21,15,095	1,22,85,235
Musical Instruments	1,25,615				1,25,615	15%	18,842	1,06,773
Capital Work in Progress	1,06,93,627		85,78,790	6,71,819	1,86,00,598			1,86,00,598
	22,11,04,747	5,91,14,509	10,48,78,899	6,71,819	91,14,94,852		7,14,46,433	84,00,48,419

Land measuring 40.3504 Acres have been purchased by Sponsoring Body and vested with the University as per clause Chapter - II, Section 4(1)(ii)(b) of the University Act



INDIAN INCOME TAX RETURN ACKNOWLEDGEMENT

Assessment Year

[Where the data of the Return of Income in Form ITR-1 (SAHAJ), ITR-2, ITR-3, ITR-4(SUGAM), ITR-5, ITR-6, ITR-7 filed and verified]
(Please see Rule 12 of the Income-tax Rules, 1962)

2021-22

PAN AAAJP1369B

Name PRESIDENCY UNIVERSITY

Address 1, DIBBUR, RAJANAKUNTE OFF DODABALLAPUR MAIN ROAD, BANGALORE, 15-Karnataka, 91-INDIA, 560089

Status AOP/BOI

Form Number

ITR-7

Filed u/s 139(1)-On or before due date

e-Filing Acknowledgement Number 341425650130322

Taxable Income and Tax details	Current Year business loss, if any	1	0
	Total Income		0
	Book Profit under MAT, where applicable	2	0
	Adjusted Total Income under AMT, where applicable	3	0
	Net tax payable	4	0
	Interest and Fee Payable	5	0
Dividend Distribution Tax details	Total tax, interest and Fee payable	6	0
	Taxes Paid	7	6,63,872
	(+) Tax Payable / (-) Refundable (6-7)	8	(-) 6,63,872
	Dividend Tax Payable	9	0
	Interest Payable	10	0
	Total Dividend tax and interest payable	11	0
Accreted Income & Tax Details	Taxes Paid	12	0
	(+) Tax Payable / (-) Refundable (11-12)	13	0
	Accreted Income as per section 115TD	14	0
	Additional Tax payable u/s 115TD	15	0
	Interest payable u/s 115TE	16	0
	Additional Tax and interest payable	17	0
	Tax and interest paid	18	0
	(+) Tax Payable / (-) Refundable (17-18)	19	0

This return has been digitally signed by PRESIDENCY UNIVERSITY in the capacity of Principal Officer having

PAN ADMPA2068B from IP address 10.1.254.19 on 13-Mar-2022 DSC Sl.No & Issuer 50546613

& 50546613CN=Capricorn CA 2014.OU=Certifying Authority.O=Capricorn Identity Services Pvt Ltd.,C=IN

System Generated

Barcode/QR code

AAAJP1369B07341425650130322d79a940b2a67a1aa04cdf44fe245f3a96aa727c

DO NOT SEND THIS ACKNOWLEDGEMENT TO CPC, BENGALURU

Sanne
REGISTRAR
PRESIDENCY UNIVERSITY
Registrar
BANGALORE



Yadu & Co.,
Chartered Accountants
No. 25, Muddappa Road,
Maruthi Seva Nagar
Bangalore - 560 033

AUDIT REPORT

1. We have examined the Balance Sheet of the **Presidency University, Bangalore** as on 31-03-2021 and the annexed Income and Expenditure Account for the year ended that date. These financial statements are the responsibility of the management. Our responsibility is to express an opinion on these financial statements based on our audit.
2. We have conducted the audit in accordance with auditing standards generally accepted in India. These standards require that we plan and perform the audit to obtain reasonable assurance about whether the financial statements are free of material misstatement. Our audit included, examining on a test basis, evidence supporting amounts and disclosures in the financial statements. Our audit also included assessing the accounting principles used and significant estimates made by the management, as well as evaluating the over all financial statement presentation. We believe that our audit provides a reasonable basis for our opinion.
3. We further report that :
 - a. We have obtained all the information and explanations, which to the best of our knowledge and belief were necessary for the purpose of our audit.
 - b. In our opinion proper books as required by law have been kept by the University , so far as appears from the examination of those books.
 - c. The Balance Sheet and Income & Expenditure account dealt with by this report are in agreement with the books of account.
 - d. In our opinion and to the best of our information and according to the explanations given to us during our audit, the said accounts give a true and fair view of the state of affairs of the University as on 31.3.2021.

for Yadu & Co.,
Chartered Accountants
Firm Registration Number: 004795S

V. N. Yadunath
V. N. Yadunath
Proprietor
Membership No: 021170
UDIN : 21021170AAA4HU4353



Place: Bangalore
Dated: 25/11/2021

9008999726

* Email : vnyadu@yahoo.com



**PRESIDENCY UNIVERSITY, BANGALORE
BALANCE SHEET AS AT 31-MARCH 2021**

SOURCE OF FUNDS	(AMOUNT IN RS)	
	Sch	As at 31.3.2021
CORPUS/CAPITAL FUND	2	8,19,63,521
DESIGNATED/ EARMARKED / ENDOWMENT FUNDS	3	16,50,00,000
SECURED LOANS	4	28,69,192
UNSECURED LOANS	5	35,58,61,234
CURRENT LIABILITIES & PROVISIONS	6	12,82,83,823
TOTAL :		73,39,77,770
APPLICATION OF FUNDS		
FIXED ASSETS		
TANGIBLE FIXED ASSETS	7	22,11,04,748
INVESTMENTS FROM EARMARKED / ENDOWMENT FUNDS	8	15,00,00,000
CURRENT ASSETS	9	32,33,47,117
LOANS, ADVANCES & DEPOSITS	10	3,95,25,905
TOTAL :		73,39,77,770
SIGNIFICANT ACCOUNTING POLICIES	1	
CONTINGENT LIABILITIES AND NOTES TO ACCOUNTS	22-28	

As per my report of even date attached
For Yadu & Co.,
 FRN:0047955
 Chartered Accountants



V.N.YADUNATH
 Proprietor
 Membership No. 021170
 Place: Bangalore
 Date : 25/11/2021

(Handwritten Signature)
NISSAR AHMED
 Chancellor



lamin

PRESIDENCY UNIVERSITY, BANGALORE		
INCOME AND EXPENDITURE ACCOUNT FOR THE YEAR ENDING 31-MARCH 2021		
(Amount in Rupees)		
INCOME	Sch	2021
ACADEMIC RECEIPTS	11	1,51,50,44,391
INCOME FROM INVESTMENTS	12	1,01,82,956
INTEREST EARNED	13	8,60,854
OTHER INCOME	14	3,51,93,503
TOTAL INCOME :		1,56,12,81,704
EXPENDITURE		
STAFF PAYMENT & BENEFITS(ESTABLISHMENT EXPENSES)	15	37,35,80,159
ACADEMIC EXPENSES	16	2,66,22,676
ADMINISTRATIVE AND GENERAL EXPENSES	17	29,19,31,773
REPAIRS & MAINTENANCE	18	5,15,10,622
TRANSPORTATION EXPENSES	19	80,25,767
HOSTEL EXPENSES	20	2,52,91,554
FINANCE COSTS	21	20,15,59,000
DEPRECIATION	7 & 26	26,18,75,050
TOTAL EXPENSES :		1,24,03,96,600
BALANCE BEING SURPLUS CARRIED TO CAPITAL FUND		32,08,85,103

SIGNIFICANT ACCOUNTING POLICIES

1

As per my report of even date attached

For Yadu & Co.,

FRN:0047955

Chartered Accountants

V.N. Yadunath



V.N.YADUNATH

Proprietor

Membership No. 021170

Place: Bangalore

Date : 31/03/2021

Nissar Ahmed
NISSAR AHMED
Chancellor



ban

PRESIDENCY UNIVERSITY, BANGALORE
Financial Statement for the year ending 31 March 2021

1 SIGNIFICANT ACCOUNTING POLICIES & NOTES TO ACCOUNTS

A Background

University is incorporated under Presidency University Act, 2013 and received the assent of the Governor on the Twenty second day of March, 2013. This is an Act to establish and incorporate in the state of Karnataka, a University of unitary nature in the private sector by A H Memorial Education Trust, Bangalore, to promote and undertake the advancement of applied University education in Business & Management Studies, Life Sciences, Computer Science & Information Technology and other Technical courses, Medical Sciences and allied sectors and for the matters connected therewith or incidental thereto

B. Significant Accounting Policies

a Basis of preparation of Financial Statements

The financial statements are prepared under the historical cost convention and on the accrual basis of accounting in accordance with Generally Accepted Accounting Principles (GAAP) in India. These financial statements comply with the Accounting Standards issued by The Institute of Chartered Accountants of India (ICAI).

b Revenue Recognition

Tuition Fees, Hostel fee and Transport Fees from students are accounted on accrual basis. Income from investments including interest on savings bank are accounted on accrual basis

c Fixed Assets and Depreciation

Fixed assets are stated at cost of acquisition including inward freight, duties and taxes and incidental and direct expenses related to acquisition, installation and commissioning

Infrastructure constructed under work order contracts are capitalised when substantial work is completed and virtual completion of the project is obtained from the Architect

Fixed assets are valued at cost less accumulated depreciation. Depreciation on fixed assets is provided on written down value method, at the following rates

Particulars of Assets	Rate of Depreciation
Land	-
Site under Development	-
Buildings	10%
Plant and Machinery	15%
Electrical Installation	15%
Tube Wells and Water Supply System	15%
Office Equipments	15%
Laboratory and Science Equipments	15%
Audio Visual Equipments	15%
Furniture and Fixtures and Fittings	10%
Computer and Peripherals	40%
Sports Equipments	15%
Vehicles	30%
Library Books and Scientific Journals	15%
Intangible Assets	15%

Assets, the individual value of each of which is Rs. 2000 or less (except Library Books) are treated as Small Value Assets, 100% depreciation is provided in respect of such assets at the time of their acquisition



Interest on borrowed money allocated to and utilized for qualifying assets, pertaining to the period up to the date of capitalization is capitalized. Assets acquired on finance lease is capitalised at the gross value and interest there on is charged to Income Statement.

Advances paid towards acquisition of fixed assets outstanding as of each Balance Sheet date and the cost of fixed assets not ready for use before such date are disclosed under capital work in progress. Lease payments under operating lease are recognized as an expense in the Income Statement.

Payment for lease hold land is amortised over the period of lease.

d Retirement benefits

Retirement benefits i.e., gratuity and leave encashment are accounted on cash basis

e Use of Estimates

The preparation of financial statements in conformity with Generally Accepted Accounting Principles (GAAP) requires managements to make judgements, estimates and assumptions that affect the application of a Accounting Policies and reported amounts of assets, liabilities, income and expenditure and disclosure of contingent liabilities on the date of the Balance Sheet. Actual results could differ from those estimates. Estimates and underlying assumptions are reviewed on an ongoing basis. Any revision to accounting estimates is recognized prospectively in current and future periods.


f Borrowing Cost Capitalisation

Borrowing costs are interests and other costs incurred by the sponsoring body on behalf of the University in connection with the borrowing of funds. The funds are used for the purpose of developing infrastructure and purchase of fixed assets for the University and for operating expenses. Borrowing costs directly attributable to construction or acquisition of those fixed assets which essentially take substantial period of time to get ready for their intended use are capitalised. Other borrowing costs are expensed in the period in which these are incurred.

g Provision and Contingencies

A provision is recognized when the Institution has a present obligation as a result of past events and It is probable that an outflow of resources will be required to settle the obligation, in respect of which reliable estimate can be made. Provisions (excluding retirement benefits) are not discounted to its present value and are determined based on best estimate required to settle the obligation at the balance sheet date. These are reviewed at each balance sheet date and adjusted to reflect the current best estimate. Contingent liabilities are not recognized but disclosed in the notes to the financial statements.

As per my report of even date attached


For Yadu & Co.,
FRN:0047955
Chartered Accountants




REGISTRAR




PRESIDENCY UNIVERSITY, BANGALORE
SCHEDULES FORMING PART OF BALANCE SHEET AND INCOME AND EXPENDITURE ACCOUNT

Particulars		YTD-March-2021
		Rs.
2	CORPUS/CAPITAL FUND	
	Balance at the beginning of the year	1,14,94,683
	Add: Contributions towards Corpus/Capital Fund	
	Assets Purchased out of Earmarked Funds	
	Assets Purchased out of Sponsored Projects, where ownership vests in the institution	
	Assets Donated/Gifts Received	
	Other Additions	
	excess of income over expenditure transferred from the Income & Expenditure Account	
	Total	1,14,94,683
	(Deduct) Deficit transferred from the Income & expenditure Account	
	Opening Balance	(25,04,16,265)
	Transferred from Income and Expenditure Account	32,08,85,103
		7,04,68,838
	Balance At the year end	8,19,63,521
3	DESIGNATED/ EARMARKED / ENDOWMENT FUNDS	
	Opening balance	16,50,00,000
	Additions/(withdrawn) during the year	
	Income from investments made of the funds	
	Total (A)	16,50,00,000
	Utilisation/Expenditure towards objectives of funds	
	Capital Expenditure	
	Revenue Expenditure/(withdrawn to interest income)	
	Total (B)	-
	Closing Balance (A-B)	16,50,00,000
	Represented by :	
	Cash and Bank Balances (Placed in fixed deposit)	15,00,00,000
4	SECURED LOANS	
	Vehicle Loans	28,69,192
	(Secured by the hypothication of the respective vehicles)	
5	UNSECURED LOANS - Refer Note 26 for details)	
	From AHMET - Sponsoring Body	
	Towards financial support for operating expenses by Sponsoring Body	
	Towards Interest expenditure	14,23,21,673
	Towards Amortized Value of Assets 2020-21	21,35,39,561
		35,58,61,234



bm

PRESIDENCY UNIVERSITY, BANGALORE
SCHEDULES FORMING PART OF BALANCE SHEET AND INCOME AND EXPENDITURE ACCOUNT

Particulars		YTD-March-2021
		Rs.
6	CURRENT LIABILITIES AND PROVISIONS	
	CURRENT LIABILITIES	
	Sundry Creditors	
	For Goods	4,98,68,866
	For Services	3,52,28,603
	Statutory Liabilities	
	TDS Payable	93,79,963
	Professional tax payable	1,02,200
	PF Payable	25,90,865
	PF Administration Charges Payable	1,48,544
	Other Current Liabilities	
	Fees Received in Advance	
	Liabilities for Expenses	
	Salaries Payable	19,95,068
	Leave Encashment Payable	15,973
	Professional Charges Payable	8,29,449
	Rent Payable	16,14,439
	Counselling Charges Payable	(32,88,234)
	Electricity Charges Payable	8,32,308
	Telephone Charges Payable	6,659
	Concession and Scholarship Payable	5,62,975
	Advertisement and Marketing Charges Payable	25,827
	Membership/Registration & Affiliation Charges Payable	1,35,000
	Stipend Payable	1,00,000
	Maintenance Allowance Payable (Social Welfare Dept)	1,61,290
	Others	25,801
	Retention Money Payable	92,085
	Outstanding Expenses Liabilities	10,00,000
	Caution Deposit	2,67,56,142
	Arivu Loan Received	1,00,000
		12,82,83,823
8	INVESTMENTS FROM EARMARKED / ENDOWMENT FUNDS	
	Term Deposits with Banks	15,00,00,000
9	CURRENT ASSETS	
	Fees Receivable	
	Tuition Fees Receivable	28,84,29,537
	Other Fees Receivable	
	Cash and Bank Balances	
	Cash on hand	24,49,433
	Balance with Banks on Term Deposit Accounts	1,00,00,000
	Balance with Banks on Savings Accounts	2,24,68,148
		32,33,47,117



Saivee
REGISTRAR



ban

PRESIDENCY UNIVERSITY, BANGALORE
SCHEDULES FORMING PART OF BALANCE SHEET AND INCOME AND EXPENDITURE ACCOUNT

Particulars		YTD-March-2021
		Rs.
10	LOANS, ADVANCES & DEPOSITS	
	Deposits:	
	Lease Rental Deposits	39,55,000
	Telephone	11,000
	Fuel Deposit	1,00,000
	Gas Deposit	5,250
	Advances and other amounts recoverable in cash or in kind or for value to be received:	
	Advance to Suppliers - For and Services	2,37,13,925
	Staff Advance	23,52,919
	General Advance	6,98,273
	Grant Received for VGST Project / Research Project	11,23,972
	Accrued Interest on Fixed Deposit (Endowment Fund)	60,97,993
	Prepaid Expenses	11,81,416
	TDS Receivable	2,86,157
		3,95,25,905
11	ACADEMIC RECEIPTS	
	FEES FROM STUDENTS	
	Tuition fee - SOM PG	25,92,27,500
	Tuition fee -SOL	10,46,18,250
	Tuition fee -SOE UG	1,21,22,50,271
	Tuition fee - SOD	1,72,25,000
	Tuition fee - SOE PG	65,91,000
	Tuition fee - SOIS	2,02,15,000
	Tuition fee - SOC	1,80,80,000
	Tuition fee - SOM UG	11,42,20,000
	Tuition fee - Ph.D	1,48,70,000
	Total (A)	1,76,72,97,021
	Less Concession and Scholarships (B)	(25,22,52,630)
	TOTAL ACADEMIC RECEIPTS (A-B)	1,51,50,44,391
12	INCOME FROM INVESTMENTS	
	Interest on Term Deposits Placed towards Endowment Fund	1,01,82,956
		1,01,82,956
13	INTEREST EARNED	
	Interest on Savings Bank Accounts with Scheduled Banks	8,60,854
		8,60,854
14	OTHER INCOME	
	Hostel Fees	78,09,000
	Miscellaneous Income	2,73,84,503
		3,51,93,503



km

PRESIDENCY UNIVERSITY, BANGALORE
SCHEDULES FORMING PART OF BALANCE SHEET AND INCOME AND EXPENDITURE ACCOUNT

Particulars		YTD-March-2021
		Rs.
15	STAFF PAYMENTS & BENEFITS (ESTABLISHMENT EXPENSES)	
	Basic Pay, Academic grade pay and consolidated salary	12,80,71,602
	Dearness Allowance	12,48,45,693
	Allowances	10,06,76,012
	Contribution to Provident Fund	1,06,81,594
	PF Administration Charges	9,36,066
	Gratuity and Leave Encashment	12,73,695
	Staff Welfare Expenses	70,95,497
		37,35,80,159
16	ACADEMIC EXPENSES	
	Participation in Conferences	9,50,581
	Expenses on Seminars/Workshops/Industrial Trips	2,55,845
	Research Expenses	12,56,385
	Student Welfare expenses	6,61,684
	Membership and Subscription	86,37,390
	Library, Magazines and Journals	13,04,881
	Discontinued students written off	56,22,322
	Student Handbook	1,67,551
	Uniform Expenses	35,48,790
	Student Function and Celebration	42,17,247
		2,66,22,676
17	ADMINISTRATIVE AND GENERAL EXPENSES	
	Infrastructure	
	Electricity and power	54,65,501
	Water charges	20,213
	Communication	
	Postage and Courier Charges	1,60,636
	Telephone charges	3,46,043
	Software Licencing Subscription	41,92,036
	Others	
	Advertisement and Publicity	3,50,86,953
	Counselling charges	17,61,63,069
	Rent, rates and taxes	1,26,84,343
	Security Expenses	1,19,63,686
	Professional charges	2,78,86,363
	Legal Expenses	72,000
	Printing and Stationery (consumption)	32,08,541
	Travelling and Boarding Expenses	6,31,527
	Transportation and Conveyance Expenses	1,39,382
	Meeting Expenses	5,24,860



6/3/21

PRESIDENCY UNIVERSITY, BANGALORE
SCHEDULES FORMING PART OF BALANCE SHEET AND INCOME AND EXPENDITURE ACCOUNT

Particulars		YTD-March-2021
		Rs.
	Donation and Charity	58,70,949
	Placement Expenses	31,66,568
	Recruitment Expenses	11,46,715
	Irrecoverable Advances Written off	20,04,081
	Miscellaneous expenses	11,98,307
		29,19,31,773
18	REPAIRS & MAINTENANCE	
	Buildings	30,01,773
	Plant & Machinery -DG Set	1,54,201
	Office Equipment, Electronics and Electrical Equipment	23,48,636
	Computers	3,39,144
	Laboratory & Scientific equipment	34,713
	Laboratory Consumable	8,77,773
	Outsourced Cleaning Services	3,98,09,694
	Annual Maintenance Contracts	14,53,615
	Garden Maintenance	33,48,860
	Repairs Others	1,42,213
		5,15,10,622
19	TRANSPORTATION EXPENSES	
	Vehicles (owned by institution)	
	Running expenses	38,09,153
	Repairs & maintenance	8,53,766
	Vehicles taken on rent/lease	
	Rent/lease expenses	33,62,848
		80,25,767
20	HOSTEL EXPENSES	
	Rent expenses/outsourced hostel charges	76,85,484
	Food Expenses	66,98,059
	Security Expenses	54,46,928
	Telephone charges	4,83,418
	Internet expenses	1,10,944
	Repairs and Maintenance	42,72,883
	Water charges	1,27,500
	Miscellaneous Expenses	4,66,338
		2,52,91,554
21	FINANCE COSTS	
	Interest paid on Vehicle Loans	2,46,745
	Interest on Term Loan paid by Sponsoring Body charged back to University	19,78,19,723
	Bank Charges	1,36,421
	Interest paid on Unsecured Loan	30,74,000
	Interest on Educational Loan	2,82,110
		20,15,59,000



Sauve
REGISTRAR
PRESIDENCY UNIVERSITY
BANGALORE

22 CONTINGENT LIABILITIES:

CAPITAL COMMITMENTS

The Value of contracts remaining to be executed on Capital Account and not provided for (Net of Advances) amounted to nil as on 31-3-2021

Bank Guarantee provided by the Bank on behalf of the University and outstanding as on 31-3-2021 - Rs. Nil

23 CURRENT ASSETS, LOANS, ADVANCES AND DEPOSITS

In the opinion of the Management, the current assets, Loans, Advances and Deposits have a value on realization in the ordinary course, equal at least to the aggregate amount shown in the Balance Sheet

24 ENDOWMENT FUND INVESTMENT

As per the conditions stipulated in clause 47, para 1 of the Presidency University Act, the University has placed Rs.15 crores in the form of Term Deposit renewable every year and Rs.10 crores in Bank Guarantee renewable every year towards Endowment Fund Requirement. As per para 4 of the clause 47 of the act, the Interest earned on the term deposit is reinvested in the Fund to the extent of 25% of such interest. Details are given under

Particulars of Investment

Fixed Deposit No. 11890300104206

Fixed Deposit No. 11890300104222

Rs.
12,00,00,000
3,00,00,000
15,00,00,000

25 RETIREMENT BENEFITS

The University is in the process of carrying out an actuarial valuation of the retirement benefit liability as on 31-3-2021 and in the opinion of the Board of Governors, the liability arising out of such exercise is not expected to be significant.

26 SPONSORING BODY SUPPORT

Abdul Hameed Memorial Education Trust, the Sponsoring Body to the University has provided Financial, human resources and management support for the Development of the University from its inception.

Borrowings arranged by Sponsoring Body for the Purpose of Developing Infrastructure within the University Campus

	Sanctioned Amount	Drawdown Amount
1) Borrowing from Federal Bank		
1 st Tranche	35 Crore	35 Crore
2nd Tranche	50 Crore	50 Crore
3rd Tranche	50 Crore	50 Crore
4th Tranche	30 Crore	21 Crore
2) Borrowing From Indus Ind Bank	72 Crore	40 Crore
	237 Crore	196 Crore
Margin money contributed by Sponsoring Body from its internal accrual for the	79 Crore	65 crore
Total Investment Committed by Sponsoring Body excluding Land as on 31st March 2021	316 crore	261 crore



Sauve
REGISTRAR
PRESIDENCY UNIVERSITY
BANGALORE

bun


The Infrastructure created out the borrowing and margin money contributed by the Sponsoring Body has been Summarised below

	Investment upto	Depreciation	Depreciation	NBV at
	31-3-2021	Upto 31-3-2020	31-3-2021	31-3-2021
University- B School Block- New	5,47,62,264	1,15,98,639	43,16,362	3,88,47,263
University - Hostel Block Paripoorna Layout	15,42,93,499	3,45,03,253	1,19,79,025	10,78,11,221
University-Engineering Block Phase - 1	6,34,94,481	1,43,64,696	49,12,978	4,42,16,807
University-Hard Scaping	6,05,40,283	76,20,389	52,91,989	4,76,27,905
University - Admin Block	11,25,41,666	1,70,30,752	95,51,091	8,59,59,823
University-Admin Canopy Block	6,61,66,563	1,48,37,608	51,32,896	4,61,96,059
University-Cafeteria/seminar Hall	5,64,79,648	1,28,12,247	43,66,740	3,93,00,661
University-Engineering Block Phase-II	38,59,33,274	6,94,29,341	3,16,50,393	28,48,53,540
Building University(2016-17)	40,21,79,526	13,93,09,916	2,62,86,961	23,65,82,649
Building University(2015-16)	22,61,18,270	6,95,20,062	1,56,59,821	14,09,38,388
University-Engineering Block Phase III	78,27,63,991	6,17,36,483	7,21,02,751	64,89,24,757
Computer and Software	6,75,43,201	4,18,80,927	1,02,64,909	1,53,97,365
Vehicles	6,47,500	2,49,854	59,647	3,37,999
Office Equipments	37,73,411	4,96,045	4,91,605	27,85,761
Lab Equipments	4,02,97,203	1,13,57,778	43,40,914	2,45,98,511
Furniture and Fixtures	8,44,34,829	2,03,20,526	71,31,479	5,69,82,824
	2,56,19,69,609	52,70,68,516	21,35,39,561	1,82,13,61,532
Capital Working Progress pending Completion	7,87,80,406			7,87,80,406
Advance Paid to Suppliers towards Project work	10,84,26,377			10,84,26,377
	2,74,91,76,392	52,70,68,516	21,35,39,561	2,00,85,68,315
Capitalised value of Interest on term Loan	9,58,38,882			9,58,38,882

Besides the financial support have also been obtained from the Sponsoring Body towards working capital support, debt servicing by way of interest and principal repayments, in addition to contribution towards endowment fund and margin money against Bank Guarantee a significant financial obligation towards shifting of transformer lines passing through University land. The balances due on account of these as at 31-3-2021 is given below:

Endowment Fund Investment	15,00,00,000
Margin Money towards Bank Guarantee	2,50,00,000
Transfer of Power Grid	12,00,00,000
Interest on Term Loans and working capital and other loans	14,32,21,673
Repayment of principal amount on term loan upto 31-3-2021 as per records extract from Sponsoring Body	14,13,71,166
Amortized Value of Assets 2020-21	<u>21,35,39,561</u>
	79,31,32,400
Amortized Value of Assets amounting to Rs 52,70,68,516/- as given above as yet to be accounted by University	<u>52,70,68,516</u>
	1,32,02,00,916

Apart from this, Land measuring 40.3504 Acres have been purchased by Sponsoring Body and vested with the University as per clause Chapter - II, Section 4(1)(ii)(b) of the University Act. The Infrastructure has been built on the vested land by the Sponsoring body and for which Borrowing has been contracted as noted above. The land parcel has been securitised in relation to the term loan contracted. The servicing of interest and principal amount is done by the Sponsoring body, which will be reimbursed by the University, as and when they fall due.



27

SECURATISATION OF TERM LOANS TAKEN BY SPONSORING BODY FOR INFRASTRUCTURE OF UNIVERSITY

University has been informed that the Sponsoring Body has created charge on the following securities, for the term loans mentioned in note above

1) From Federal Bank - Rs.165 Crore and Indus Ind Bank Rs.72 Crore**Primary Security:**

- 1) First Paripassu charge by way of equitable mortgage on the landed property owned by Trust and vested to the University measuring 31.65 acres
- 2) First exclusive charge on the Fixed Assets created at the University out of the Loan taken
- 3) First Paripassu charge on the entire cash flow of the University

Collateral Security

- 1) First Paripassu charge by way of equitable mortgage on the landed property owned by Trust and vested to the University measuring 9.39 acres
- 2) First Paripassu charge by way of equitable mortgage on the Leasehold Rights of Land and Building belonging to a running School Owned the Sponsoring Body
- 3) First Paripassu Charge on the Current Assets owned by the Sponsoring Body other than those encumbered with other banks
- 4) Personal Guarantees of the Trustees of the Sponsoring Body

The responsibility for servicing of the interest and repayment of principal as and when they fall due rests with the University. The Sponsoring Body has, at periodic intervals provided financial support in the servicing obligations of the University which has been shown as outstanding under current liabilities as noted above.

28

Previous year's figures have been regrouped and rearranged wherever necessary, to confirm current year's classifications

As per my report of even date attached

For Yadu & Co.,

FRN:0047955

Chartered Accountants

V.N.YADUNATH

Proprietor

Membership No. 021170

Place: Bangalore

Date :



Nissar Ahmed
Chancellor




PRESIDENCY UNIVERSITY

Note-7 : Fixed Assets

AMOUNT IN RS

Particulars	Gross Block				Depreciation Block		Net Block		
	As at 1 April 2020	Additions during the year - before 30-9-2020	Additions during the year - after 30-9-2020	Deletions	As at 31 March 2021	Depn. Rate	Charge for the year	As at 31 March 2021	As at 31 March 2020
Tangible Assets									
Land - (See Note Below)	-	-	-	-	-	-	-	-	-
Buildings Including Other Civic Amenities	2,40,31,409	-	-	-	2,40,31,409	10%	24,03,141	2,16,28,268	2,40,31,409
4.1.2 Electrical Equipments and Electrical Fixtures	1,28,05,280	1,92,583	10,04,510	307	1,40,02,066	15%	20,24,995	1,19,77,072	1,28,05,280
Office Equipments and Other Appliances	1,32,46,638	6,425	17,78,779	-	1,50,31,842	15%	21,21,368	1,29,10,474	1,32,46,638
Laboratory and Science Equipments	3,61,17,263	17,43,698	8,13,363	-	3,86,74,324	15%	57,40,146	3,29,34,177	3,61,17,263
Furniture and Fixtures and Fittings	6,40,55,057	-	87,89,572	-	7,28,44,629	10%	68,44,984	6,59,99,645	6,40,55,057
4.1.2 Computers including Accessories and Software	3,94,54,452	32,76,019	-	-	4,27,30,471	40%	1,70,92,189	2,56,38,283	3,94,54,452
Sports Equipments	37,07,530	-	8,909	-	37,16,439	15%	5,56,798	31,59,641	37,07,530
4.1.2 Motor Vehicles	2,96,52,695	-	22,01,318	-	3,18,54,013	30%	92,26,006	2,26,28,007	2,96,52,695
Library Books and Journals	1,47,47,253	2,55,046	7,14,095	2,762	1,57,13,632	15%	23,03,695	1,34,09,938	1,47,47,253
Musical Instruments	1,47,782	-	-	-	1,47,782	15%	22,167	1,25,615	1,47,782
4.1.1 Capital Work in Progress	1,06,93,627	-	-	-	1,06,93,627	-	-	1,06,93,627	1,06,93,627
	24,86,58,987	54,73,771	1,53,10,546	3,069	26,94,40,235		4,83,35,489	22,11,04,747	24,86,58,987

Land measuring 40.3504 Acres have been purchased by Sponsoring Body and vested with the University as per clause Chapter - II, Section 4(1)(ii)(b) of the University Act



2
10am

4.12 - 2019-20

INDIAN INCOME TAX RETURN ACKNOWLEDGEMENT

Assessment Year
2020-21

[Where the data of the Return of Income in Form ITR-1 (SAHAJ), ITR-2, ITR-3,
ITR-4(SUGAM), ITR-5, ITR-6, ITR-7 filed and verified]
(Please see Rule 12 of the Income-tax Rules, 1962)

PAN AAAJP1369B

Name PRESIDENCY UNIVERSITY

Address 1, DIBBUR, RAJANAKUNTE OFF DODABALLAPUR MAIN ROAD, BANGALORE, KARNATAKA, 560089

Status AJP (Artificial Juridical Person)

Form Number

ITR-7

Filed u/s 139(1)-On or before due date

c-Filing Acknowledgement Number

257651501140221

Taxable Income and Tax details	Current Year business loss, if any	1	0
	Total Income		0
	Book Profit under MAT, where applicable	2	0
	Adjusted Total Income under AMT, where applicable	3	0
	Net tax payable	4	0
	Interest and Fee Payable	5	0
	Total tax, interest and Fee payable	6	0
	Taxes Paid	7	1415790
	(+)Tax Payable /(-)Refundable (6-7)	8	-1415790
Dividend Distribution Tax details	Dividend Tax Payable	9	0
	Interest Payable	10	0
	Total Dividend tax and interest payable	11	0
	Taxes Paid	12	0
	(+)Tax Payable /(-)Refundable (11-12)	13	0
Accreted Income & Tax Detail	Accreted Income as per section 115TD	14	0
	Additional Tax payable u/s 115TD	15	0
	Interest payable u/s 115TE	16	0
	Additional Tax and interest payable	17	0
	Tax and interest paid	18	0
(+)Tax Payable /(-)Refundable (17-18)	19	0	

Income Tax Return submitted electronically on 14-02-2021 00:44:37 from IP address 49.206.5.60 and verified by


NISSAR AHMED

having PAN ADMPA2068B on 14-02-2021 00:44:37 from IP address 49.206.5.60 using

Digital Signature Certificate (DSC).

DSC details: 50546613CN=Capricorn CA 2014,2.5.4.51=#131647352c56494b41532044454550204255494c44494e47,STREET=18,LAXMI NAGAR DISTRICT CENTER,ST=DELHI,2.5.4.17=#1306313130303932,OU=Certifying Authority,O=Capricorn Identity Services Pvt Ltd.,C=IN

DO NOT SEND THIS ACKNOWLEDGEMENT TO CPC, BENGALURU

Sanne
REGISTRAR




Yadu & Co.,
Chartered Accountants
No. 25, Muddappa Road,
Maruthi Seva Nagar
Bangalore – 560 033

AUDIT REPORT

1. We have examined the Balance Sheet of the **Presidency University, Bangalore** as on 31-03-2020 and the annexed Income and Expenditure Account for the year ended that date. These financial statements are the responsibility of the management. Our responsibility is to express an opinion on these financial statements based on our audit.
2. We have conducted the audit in accordance with auditing standards generally accepted in India. These standards require that we plan and perform the audit to obtain reasonable assurance about whether the financial statements are free of material misstatement. Our audit included, examining on a test basis, evidence supporting amounts and disclosures in the financial statements. Our audit also included assessing the accounting principles used and significant estimates made by the management, as well as evaluating the over all financial statement presentation. We believe that our audit provides a reasonable basis for our opinion.
3. We further report that :
 - a. We have obtained all the information and explanations, which to the best of our knowledge and belief were necessary for the purpose of our audit.
 - b. In our opinion proper books as required by law have been kept by the University , so far as appears from the examination of those books.
 - c. The Balance Sheet and Income & Expenditure account dealt with by this report are in agreement with the books of account.
 - d. In our opinion and to the best of our information and according to the explanations given to us during our audit, the said accounts give a true and fair view of the state of affairs of the University as on 31.3.2020.

Dated: 28th December 2020

Uthman
CHARTERED ACCOUNTANTS



☎ 080- 25471838

* Res 080- 23353561

* Email : ynyadu@yahoo.com



**PRESIDENCY UNIVERSITY, BANGALORE
BALANCE SHEET AS AT 31-MARCH 2020**

(AMOUNT IN RS)

SOURCE OF FUNDS	Sch	2020
CORPUS/CAPITAL FUND	2	(238,921,583)
DESIGNATED/ EARMARKED / ENDOWMENT FUNDS	3	165,000,000
SECURED LOANS	4	2,642,182
UNSECURED LOANS	5	333,949,381
CURRENT LIABILITIES & PROVISIONS	6	239,836,136
TOTAL		502,506,115
APPLICATION OF FUNDS		
FIXED ASSETS		
TANGIBLE FIXED ASSETS	7	248,658,988
INVESTMENTS FROM EARMARKED / ENDOWMENT FUNDS	8	165,000,000
CURRENT ASSETS	9	36,069,261
LOANS, ADVANCES & DEPOSITS	10	52,777,866
TOTAL		502,506,115

SIGNIFICANT ACCOUNTING POLICIES 1
CONTINGENT LIABILITIES AND NOTES TO ACCOUNTS 22-29

As per my report of even date attached
For Yadu & Co.,
FRN:0047955
Chartered Accountants

Yadunath



V.N.YADUNATH
Proprietor

Membership No. 021170

Place: Bangalore

Date : 28/12/2020

Nissar Ahmed

NISSAR AHMED
Chancellor

Sanne
REGISTRAR
PRESIDENCY UNIVERSITY
BANGALORE

PRESIDENCY UNIVERSITY, BANGALORE
INCOME AND EXPENDITURE ACCOUNT FOR THE YEAR ENDING 31-MARCH 2020

AMOUNT IN RS

INCOME	Sch	2020
Academic Receipts	11	1,253,669,962
Income from investments	12	10,823,934
Interest earned	13	3,709,332
Other Income	14	303,254,927
TOTAL INCOME		1,571,458,155
EXPENDITURE		
Staff Payments & Benefits (Establishment expenses)	15	449,755,350
Academic Expenses	16	32,393,451
Administrative and General Expenses	17	432,324,850
Repairs & Maintenance	18	76,472,952
Transportation Expenses	19	136,848,358
Hostel Expenses	20	202,864,595
Finance costs	21	143,095,323
Depreciation	7	59,385,480
TOTAL EXPENSES		1,533,140,359
BALANCE BEING SURPLUS CARRIED TO CAPITAL FUND		38,317,798

SIGNIFICANT ACCOUNTING POLICIES

1

CONTINGENT LIABILITIES AND NOTES TO ACCOUNTS

22-29

As per my report of even date attached

For Yadu & Co.,

FRN:0047955

Chartered Accountants

V.N. Yadunath



V.N.YADUNATH

Proprietor

Membership No. 021170

Place: Bangalore

Date : 28/12/2020

Nissar Ahmed

NISSAR AHMED

Chancellor

Sanu

PRESIDENCY UNIVERSITY, BANGALORE
Financial Statement for the year ending 31 March 2020

SIGNIFICANT ACCOUNTING POLICIES & NOTES TO ACCOUNTS

A. Background

University is incorporated under Presidency University Act, 2013 and received the assent of the Governor on the Twenty second day of March, 2013. This is an Act to establish and incorporate in the state of Karnataka, a University of unitary nature in the private sector by A H Memorial Education Trust, Bangalore, to promote and undertake the advancement of applied University education in Business & Management Studies, Life Sciences, Computer Science & Information Technology and other Technical courses, Medical Sciences and allied sectors and for the matters connected therewith or incidental thereto

B. Significant Accounting Policies

1 Basis of preparation of Financial Statements

The financial statements are prepared under the historical cost convention and on the accrual basis of accounting in accordance with Generally Accepted Accounting Principles (GAAP) in India. These financial statements comply with the Accounting Standards issued by The Institute of Chartered Accountants of India (ICAI).

2 Revenue Recognition

Fees from Students (except Tuition Fees), Sale of Admission Forms, Royalty and Interest on Savings Bank account are accounted on cash basis. Tuition Fees collected separately for each semester is accounted on accrual basis. Income from Land, Buildings and Other Property and Interest on Investments are accounted on accrual basis.

3 Fixed Assets and Depreciation

Fixed assets are stated at cost of acquisition including inward freight, duties and taxes and incidental and direct expenses related to acquisition, installation and commissioning

Infrastructure constructed under work order contracts are capitalised when substantial work is completed and virtual completion of the project is obtained from the Architect

Fixed assets are valued at cost less accumulated depreciation. Depreciation on fixed assets is provided on written down value method, at the following rates

Particulars of Assets	Rate of Depreciation
Land	0
Site under Development	0
Buildings	10%
Plant and Machinery	15%
Electrical Installation	15%
Tube Wells and Water Supply System	15%
Office Equipments	15%
Laboratory and Science Equipments	15%
Audio Visual Equipments	15%
Furniture and Fixtures and Fittings	10%
Computer and Pheripherals	40%
Sports Equipments	15%
Vehicles	30%
Library Books and Scientific Journals	15%
Intangible Assets	15%

Assets, the individual value of each of which is Rs. 2000 or less (except Library Books) are treated as Small Value

Assets, 100% depreciation is provided in respect of such assets at the time of their acquisition

Interest on borrowed money allocated to and utilized for qualifying assets, pertaining to the period up to the date of capitalization is capitalized. Assets acquired on finance lease is capitalised at the gross value and interest there on is charged to Income Statement.

Advances paid towards acquisition of fixed assets outstanding as of each Balance Sheet date and the cost of fixed assets not ready for use before such date are disclosed under capital work in progress. Lease payments under operating lease are recognized as an expense in the Income Statement.

Payment for lease hold land is amortised over the period of lease.


REGISTRAR


4 Retirement benefits

Retirement benefits i.e., gratuity and leave encashment are accounted on cash basis

5 Use of Estimates

The preparation of financial statements in conformity with Generally Accepted Accounting Principles (GAAP) requires managements to make judgements, estimates and assumptions that affect the application of Accounting Policies and reported amounts of assets, liabilities, income and expenditure and disclosure of contingent liabilities on the date of the Balance Sheet. Actual results could differ from those estimates. Estimates and underlying assumptions are reviewed on an ongoing basis. Any revision to accounting estimates is recognized prospectively in current and future periods.

6 Borrowing Cost Capitalisation

Borrowing costs are interests and other costs incurred by the sponsoring body on behalf of the University in connection with the borrowing of funds. The funds are used for the purpose of developing infrastructure and purchase of fixed assets for the University and for operating expenses. Borrowing costs directly attributable to construction or acquisition of those fixed assets which essentially take substantial period of time to get ready for their intended use are capitalised. Other borrowing costs are expensed in the period in which these are incurred.

7 Provision and Contingencies

A provision is recognized when the Institution has a present obligation as a result of past events and it is probable that an outflow of resources will be required to settle the obligation, in respect of which reliable estimate can be made. Provisions (excluding retirement benefits) are not discounted to its present value and are determined based on best estimate required to settle the obligation at the balance sheet date. These are reviewed at each balance sheet date and adjusted to reflect the current best estimate. Contingent liabilities are not recognized but disclosed in the notes to the financial statements.

8 Accounting for Leases

Assets acquired under leases where a significant portion of the risk and rewards of ownership are retained by the lessor are classified as operating leases. Lease rentals are charged to the Income and Expenditure on accrual basis.

9 Segment Reporting


The University is engaged in the activity of imparting education through its educational institutions. Accordingly, separate primary and secondary segment reporting disclosures as envisaged in Accounting Standard (AS-17) on Segment Reporting issued by the ICAI are not applicable to the present activities of the University

10 The balances of advances, deposits, accounts payable and receivable are subject to confirmation

11 Previous year's figures have been regrouped and rearranged wherever necessary, to confirm current year's classifications

As per my report of even date attached

For Yadu & Co.,
Chartered Accountants
FRN:0047955


V.N.YADUNATH
Proprietor
Membership No. 021170



Place: Bangalore
Date : 28/12/2020


REGISTRAR


PRESIDENCY UNIVERSITY, BANGALORE		YTD-March-2020
SCHEDULES FORMING PART OF BALANCE SHEET AND INCOME AND EXPENDITURE ACCOUNT		Rs.
2	CORPUS/CAPITAL FUND	
	Balance at the beginning of the year	11,494,683
	Add: Contributions towards Corpus/Capital Fund	
	Assets Purchased out of Earmarked Funds	
	Assets Purchased out of Sponsored Projects, where ownership vests in the Institution	
	Assets Donated/Gifts Received	
	Other Additions	
	Excess of Income over expenditure transferred from the Income & Expenditure Account	
	Total	11,494,683
	(Deduct) Deficit transferred from the Income & expenditure Account	(288,734,064)
	Opening Balance	38,317,798
	Transferred from Income and Expenditure Account	(250,415,266)
	Balance At the year end	(238,921,583)
3	DESIGNATED/ EARMARKED / ENDOWMENT FUNDS	
	Opening balance	162,000,000
	Additions during the year	
	Income from Investments made of the funds	3,000,000
	Total (A)	165,000,000
	Utilisation/Expenditure towards objectives of funds	
	Capital Expenditure	
	Revenue Expenditure	
	Total (B)	165,000,000
	Closing Balance (A-B)	165,000,000
	Represented by :	
	Cash and Bank Balances (Placed in fixed deposit)	165,000,000
4	SECURED LOANS	
	Vehicle Loans	2,642,162
	(Secured by the hypothecation of the respective vehicles)	
5	UNSECURED LOANS - Refer Note 25 for details)	
	From AHMET - Sponsoring Body	141,537,055
	Towards financial support for operating expenses by Sponsoring Body	192,412,326
	Towards Interest expenditure	
		333,949,381
6	CURRENT LIABILITIES AND PROVISIONS	
	CURRENT LIABILITIES	
	Sundry Creditors	201,331,286
	For Goods	
	For Services	
	Statutory Liabilities	
	TDS Payable	8,457,617
	Professional tax payable	104,400
	PF Payable	1,935,843
	PF Administration Charges Payable	38,690
	Other Current Liabilities	
	Fees Received in Advance	
	Presidency Undergraduate College	
	Forfeited Fees Payable	
	Liabilities for Expenses	
	Salaries Payable	33,550,828
	Leave Encashment Payable	15,973
	Professional Charges Payable	77,750
	Rent Payable	961,764
	Counselling Charges Payable	(30,726,734)
	Electricity Charges Payable	796,446
	Water Charges Payable	
	Telephone Charges Payable	4,358
	Concession and Scholarship Payable	490,430
	Internet Charges Payable	49,955
	Placement expenses Payable	52,650
	Advertisement and Marketing Charges Payable	5,968
	Audit Fees Payable - Statutory Audit	
	Legal Charges Payable	
	Postage and Courier	
	Exam Fees Payable	166,100
	Others	70,847
	Retention Money Payable	
	Outstanding Expenses Liabilities	23,306,142
	Caution Deposit	100,000
	Arivu Loan Received	(894,170)
	Grant Received for VGST Project / Research Project	
		239,836,136


 REGISTRAR


8	INVESTMENTS FROM EARMARKED / ENDOWMENT FUNDS Term Deposits with Banks	165,000,000
9	CURRENT ASSETS Fees Receivable Tuition Fees Receivable Hostel Fees Receivable Other Fees Receivable Cash and Bank Balances Cash on hand Balance with Banks on Term Deposit Accounts Balance with Banks on Savings Accounts	34,911,190 1,583,981 (425,909) 36,069,261
10	LOANS, ADVANCES & DEPOSITS Deposits: Lease Rental Deposits AICTE Deposit Telephone Fuel Deposit Gas Deposit Advances and other amounts recoverable in cash or in kind or for value to be received: Advance to Suppliers - For Goods Advance to Suppliers - For Services Staff Advance General Advance Travel Advance Accrued Interest on Fixed Deposit (Endowment Fund) Prepaid Expenses (Advt. and Marketing Expenses & BG Charges) TDS Receivable	3,555,000 5,200,000 11,000 100,000 3,400 25,887,925 4,396,769 3,834,971 419,856 6,097,993 1,181,416 2,089,536 52,777,866
11	ACADEMIC RECEIPTS FEES FROM STUDENTS Tuition fee - SOM PG Tuition fee - SOL Tuition fee - SOE UG Tuition fee - SOD Tuition fee - SOE PG Tuition fee - SOIS Tuition fee - SOC Tuition fee - SOM UG Tuition fee - Ph.D Application Fees Forfeited Fees Total (A) Less Concession and Scholarships (B) TOTAL ACADEMIC RECEIPTS (A-B)	232,787,706 70,576,625 959,177,037 7,750,000 6,128,000 5,070,000 5,090,000 48,905,000 14,080,000 1,349,564,368 95,894,406 1,253,669,962
12	INCOME FROM INVESTMENTS Interest on Term Deposits Placed towards Endowment Fund Transferred to Earmarked/Endowment Funds - 25% of Endowment Fund	10,823,934 10,823,934
13	INTEREST EARNED Interest on Savings Bank Accounts with Scheduled Banks	3,709,332
14	OTHER INCOME Hostel Fees Transportation Fees Miscellaneous Income	198,766,000 73,684,410 30,804,517 303,254,927
15	STAFF PAYMENTS & BENEFITS (ESTABLISHMENT EXPENSES) Basic Pay, Academic grade pay and consolidated salary Dearness Allowance Allowances Contribution to Provident Fund PF Administration Charges Leave Encashment Staff Welfare Expenses Performance Incentive Payment in Lieu of Notice	172,377,532 131,059,400 128,617,727 10,676,178 887,464 1,541,988 3,546,761 125,000 1,123,300 449,755,350
16	ACADEMIC EXPENSES Participation in Conferences Expense on Seminars/Workshops/Industrial Trips Research Payment to visiting faculty Student Welfare expenses Membership and Subscription Discontinued students written off Student Handbook Uniform Expenses Student Function and Celebration Exam Expenses	210,876 2,840,611 511,143 5,502,970 6,986,802 5,209,313 11,131,736 32,393,451


 REGISTRAR


17	ADMINISTRATIVE AND GENERAL EXPENSES	
	Infrastructure	8,748,197
	Electricity and power	20,240
	Water charges	
	Communication	998,755
	Postage and Courier Charges	344,198
	Telephone charges	
	Internet charges	
	ERP Costs	
	Others	98,908,101
	Advertisement and Publicity	147,225,547
	Counselling and Branding charges	18,208,318
	Rent, rates and taxes	27,808,883
	Security Expenses	90,739,764
	Professional charges	486,450
	Legal Expenses	10,391,705
	Printing and Stationery (consumption)	4,295,451
	Travelling Expenses	561,326
	Conveyance Expenses	872,707
	Hospitality - gifts and articles	305,956
	Meeting Expenses	1,011,850
	Auditors Remuneration - Internal Audit	694,023
	Library Magazines & Journals	1,067,296
	Donation and Charity	3,277,793
	Placement Expenses	5,007,765
	Recruitment Expenses	16,350,535
	Miscellaneous expenses	432,324,850
18	REPAIRS & MAINTENANCE	
	Buildings	6,038,691
	Furniture & Fixtures	1,450
	Plant & Machinery -DG Set	518,787
	Office Equipment, Electronics and Electrical Equipment	2,383,697
	Computers	439,186
	Laboratory & Scientific equipment	184,400
	Laboratory Consumable	93,383
	Cleaning Material	
	Outsourced Cleaning Services	59,139,779
	Annual Maintenance Contracts	1,400,144
	Garden Maintenance	4,851,885
	Repairs Others	1,421,610
		76,472,952
19	TRANSPORTATION EXPENSES	
	Vehicles (owned by Institution)	
	Running expenses	5,744,850
	Repairs & maintenance	1,245,435
	Vehicles taken on rent/lease	
	Rent/lease expenses	129,858,073
		136,848,358
20	HOSTEL EXPENSES	
	Rent expenses	113,517,527
	Food Expenses	42,814,648
	Security Expenses	11,211,059
	Telephone charges	6,558
	Internet expenses	1,115,764
	Repairs and Maintenance	17,431,249
	House keeping expenses	13,875,129
	Water charges	2,654,725
	Commission and Brokerage (Rental)	200,300
	Miscellaneous Expenses	37,636
		202,864,595
21	FINANCE COSTS	
	Interest paid on Vehicle Loans	327,669
	Interest paid by sponsoring body on loan taken towards endowment fund charged to University	
	Interest on Term Loan paid by Sponsoring Body charged back to University	142,580,732
	Bank Charges	186,922
	Interest on TDS	
		143,095,323
22	CONTINGENT LIABILITIES:	
	CAPITAL COMMITMENTS	
	The Value of contracts remaining to be executed on Capital Account and not provided for (Net of Advances) amounted to Rs. NIL- as on 31-3-2020	
	Bank Guarantee provided by the Bank on behalf of the University and outstanding as on 31-3-2020 - Rs. 10 crores	


 REGISTRAR


23	CURRENT ASSETS, LOANS, ADVANCES AND DEPOSITS																										
	In the opinion of the Management, the current assets, Loans, Advances and Deposits have a value on realization in the ordinary course, equal at least to the aggregate amount shown in the Balance Sheet																										
24	ENDOWMENT FUND INVESTMENT																										
	As per the conditions stipulated in clause 47, para 1 of the Presidency University Act, the University has placed Rs.15 crores in the form of Term Deposit renewable every year and Rs.10 crores in Bank Guarantee renewable every year towards Endowment Fund Requirement. As per para 4 of the clause 47 of the act, the interest earned on the term deposit is reinvested in the Fund to the extent of 25% of such interest. Details are given under																										
	<table border="0"> <tr> <td>Particulars of investment</td> <td style="text-align: right;">Amount</td> </tr> <tr> <td>Fixed Deposit No.11890300104206,</td> <td style="text-align: right;">120,000,000</td> </tr> <tr> <td>Fixed Deposit No. 11890300104222</td> <td style="text-align: right;">30,000,000</td> </tr> <tr> <td>Fixed Deposit No. 11890400068228</td> <td style="text-align: right;">3,000,000</td> </tr> <tr> <td>Fixed Deposit No. 11890300109122</td> <td style="text-align: right;">3,000,000</td> </tr> <tr> <td>Fixed Deposit No. 11890300109080</td> <td style="text-align: right;">3,000,000</td> </tr> <tr> <td>Fixed Deposit No. 11890300111789</td> <td style="text-align: right;">3,000,000</td> </tr> <tr> <td>Fixed Deposit No. 11890400075637</td> <td style="text-align: right;">3,000,000</td> </tr> <tr> <td></td> <td style="text-align: right;">165,000,000</td> </tr> </table>	Particulars of investment	Amount	Fixed Deposit No.11890300104206,	120,000,000	Fixed Deposit No. 11890300104222	30,000,000	Fixed Deposit No. 11890400068228	3,000,000	Fixed Deposit No. 11890300109122	3,000,000	Fixed Deposit No. 11890300109080	3,000,000	Fixed Deposit No. 11890300111789	3,000,000	Fixed Deposit No. 11890400075637	3,000,000		165,000,000								
Particulars of investment	Amount																										
Fixed Deposit No.11890300104206,	120,000,000																										
Fixed Deposit No. 11890300104222	30,000,000																										
Fixed Deposit No. 11890400068228	3,000,000																										
Fixed Deposit No. 11890300109122	3,000,000																										
Fixed Deposit No. 11890300109080	3,000,000																										
Fixed Deposit No. 11890300111789	3,000,000																										
Fixed Deposit No. 11890400075637	3,000,000																										
	165,000,000																										
	Interest earned during the year on term deposit was Rs. 30 lakhs being 25% of the interest earned has been reinvested in compliance with the provisions of the Act., stated above.																										
25	RETIREMENT BENEFITS																										
	The University is in the process of carrying out an actuarial valuation of the retirement benefits as at 1st March 2020 and in the opinion of the Board of Governors, the liability is not expected to be significant.																										
26	SPONSORING BODY SUPPORT																										
	Abdul Hameed Memorial Education Trust, the Sponsoring Body to the University has provided Financial and Human Resources for the Development of the University from its Inception.																										
	The financial support provided by Sponsoring Body and related Securities collateralised are given below																										
	<table border="0"> <tr> <td>Borrowing for the Purpose of Developing Infrastructure within the University Campus</td> <td style="text-align: right;">Amount</td> </tr> <tr> <td>1) Borrowing from Federal Bank</td> <td></td> </tr> <tr> <td>1st Tranche</td> <td style="text-align: right;">35 Crore</td> </tr> <tr> <td>2nd Tranche</td> <td style="text-align: right;">50 Crore</td> </tr> <tr> <td>3rd Tranche</td> <td style="text-align: right;">50 Crore</td> </tr> <tr> <td>4th Tranche</td> <td style="text-align: right;">30 Crore</td> </tr> <tr> <td></td> <td style="text-align: right;"><u>72 Crore</u></td> </tr> <tr> <td>2) Borrowing From Indus Ind Bank</td> <td style="text-align: right;"><u>237 Crore</u></td> </tr> <tr> <td></td> <td style="text-align: right;">309 Crore</td> </tr> <tr> <td>Borrowing for the Purpose of constructing Hostel for University Students</td> <td></td> </tr> <tr> <td>3) Borrowing from HDFC Bank</td> <td style="text-align: right;">47 crore</td> </tr> <tr> <td>Sponsoring Body Support from its internal Accruals</td> <td style="text-align: right;">149.23 crore</td> </tr> <tr> <td>TOTAL INVESTMENT COMMITTED BY SPONSORING BODY UPTO 31-3-2020</td> <td style="text-align: right;">433.23 crore</td> </tr> </table>	Borrowing for the Purpose of Developing Infrastructure within the University Campus	Amount	1) Borrowing from Federal Bank		1st Tranche	35 Crore	2nd Tranche	50 Crore	3rd Tranche	50 Crore	4th Tranche	30 Crore		<u>72 Crore</u>	2) Borrowing From Indus Ind Bank	<u>237 Crore</u>		309 Crore	Borrowing for the Purpose of constructing Hostel for University Students		3) Borrowing from HDFC Bank	47 crore	Sponsoring Body Support from its internal Accruals	149.23 crore	TOTAL INVESTMENT COMMITTED BY SPONSORING BODY UPTO 31-3-2020	433.23 crore
Borrowing for the Purpose of Developing Infrastructure within the University Campus	Amount																										
1) Borrowing from Federal Bank																											
1st Tranche	35 Crore																										
2nd Tranche	50 Crore																										
3rd Tranche	50 Crore																										
4th Tranche	30 Crore																										
	<u>72 Crore</u>																										
2) Borrowing From Indus Ind Bank	<u>237 Crore</u>																										
	309 Crore																										
Borrowing for the Purpose of constructing Hostel for University Students																											
3) Borrowing from HDFC Bank	47 crore																										
Sponsoring Body Support from its internal Accruals	149.23 crore																										
TOTAL INVESTMENT COMMITTED BY SPONSORING BODY UPTO 31-3-2020	433.23 crore																										
	Apart from this, Land measuring 40.3504 Acres have been purchased by Sponsoring Body and vested with the University as per clause Chapter - II, Section 4(1)(ii)(b) of the University Act. The Infrastructure has been built on the vested land by the Sponsoring body and for which Borrowing has been contracted as noted above. The land parcel has been securitised in relation to the term loan contracted. The servicing of Interest and principal amount is done by the Sponsoring body, which will be reimbursed by the University, as and when they fall due																										


 REGISTRAR


27

DETAILS OF INVESTMENT IN FIXED ASSETS HELD BY SPONSORING BODY ON BEHALF OF THE UNIVERSITY

As at 31st March 2020, the following assets are held in the books of the Sponsoring Body which are developed within the Premises of the University.

Building	47,926,841
University- D School Block- New	133,032,263
University - Hostel Block Paripoorna Layout	54,555,604
University-Engineering Block Phase - 1	56,863,706
University-Hard Scaping	103,380,824
University - Admin Block	56,921,570
University-Admin Canopy Block	48,492,866
University-Cafeteria/seminar Hall	347,188,012
University-Engineering Block Phase-II	292,077,344
Building University(2016-17)	173,998,009
Building Unversity(2015-16)	782,763,991
University-Engineering Block Phase III	
Computer and Software	42,770,455
Vehicles	467,818
Office Equipments	3,773,411
Lab Equipments	33,588,351
Furniture and Fixtures	71,473,585
Capital Advance and Capital Work in Progress	62,877,528
Capital Working Progress pending Completion	686,299,711
Advance Paid to Suppliers towards Project work	58,093,781
Depreciation amortised on the assets till date	262,021,260
Total Investment in Infrastructure excluding value of land till 31-3-2020	3,318,566,930
Invested as follows:	976,359,295
Internal Funding By Sponsoring Body	2,342,207,635
Draw down of Borrowing less repaid	

OTHER FINANCIAL SUPPORT PROVIDED BY SPONSORING BODY AND OUTSTANDING AS ON 31-03-2020

Towards Endowment Fund Contribution	150,000,000
Towards Working Capital Support	135,097,217
Towards unserviced Term Loan Interest	230,867,827
	515,965,044

28 BORROWING BY SPONSORING BODY ON BEHALF OF UNIVERSITY AND RELATED SECURITY COLLATERISATION**1) From Federal Bank - Rs.165 Crore and Indus Ind Bank Rs.72 Crore**

The Sponsoring Body has provided the following securities as collateral against the Loan Taken on behalf of the University for the purpose as noted above

Primary Security:

1) First Paripassu charge by way of equitable mortgage on the landed property owned by Trust and vested to the University measuring 31.65 acres

2) First exclusive charge on the Fixed Assets created out of the Loan taken

3) First Paripassu charge on the entire cash flow of the University

Collateral Security

1) First Paripassu charge by way of equitable mortgage on the landed property owned by Trust and vested to the University measuring 9.39 acres

2) First Paripassu charge by way of equitable mortgage on the Leasehold Rights of Land and Building belonging to a running School Owned the Sponsoring Body

3) First Paripassu Charge on the Current Assets owned by the Sponsoring Body other than those encumbered with other banks

4) Personal Guarantees of the Trustees of the Sponsoring Body

The responsibility for servicing of the interest and repayment of principal as and when they fall due rests with the University. The Sponsoring Body has, at periodic intervals provided financial support in the servicing obligations of the University which has been shown as outstanding under current liabilities.

29 LIABILITY TOWARDS ENDOWMENT FUND INFUSION BY SPONSORING BODY

As specified in Note -4 the University has created a Permanent Endowment Fund amounting to Rs.15 Crore. The Amount has been provided by the Sponsoring Body to the University. This amount is shown by the University under the current liability as being owed to the Sponsoring Body.


Sanne
REGISTRAR
PRESIDENCY UNIVERSITY
BANGALORE

Note-7 : Fixed Assets

AMOUNT IN RS

Particulars	Gross Block				Depreciation Block		Net Block		
	As at 1 April 2019	Additions during the year - before 30-9-2019	Additions during the year - after 30-9-2019	Deletion	As at 31 March 2020	Depn. Rate	Charge for the year	As at 31 March 2020	As at 31 March 2019
Tangible Assets									
Land - (See Note Below)					26,256,405	10%	2,224,996	24,031,409	135,546
Buildings Including Other Civic Amenities	135,546	18,107,972	8,012,887		14,664,845	15%	1,859,564	12,805,280	5,514,982
4.1.2 Electrical Equipments and Electrical Fixtures	5,514,982	4,614,365	4,535,498		14,948,180	15%	1,701,543	13,246,638	5,167,755
Office Equipments and Other Appliances	5,167,755	2,571,301	7,209,124		42,107,487	15%	5,990,224	36,117,263	23,856,467
Laboratory and Science Equipments	23,856,467	13,905,700	4,345,320		71,012,339	10%	6,957,281	64,055,057	28,702,535
Furniture and Fixtures and Fittings	28,702,535	39,430,754	2,879,050		64,806,089	40%	25,351,637	39,454,452	15,039,024
4.1.2 Computers including Accessories and Software	15,039,024	46,913,071	2,853,994		4,202,326	15%	494,796	3,707,530	1,118,761
Sports Equipments	1,118,761	1,276,190	1,807,375		41,953,380	30%	12,300,684	29,652,695	39,034,683
4.1.2 Motor Vehicles	39,034,683	1,016,499	1,902,198		17,225,929	15%	2,478,675	14,747,253	14,118,017
Library Books and Journals	14,118,017	1,705,057	1,402,855		173,861	15%	26,079	147,782	173,861
Musical Instruments	173,861				10,693,627			10,693,627	8,697,843
4.1.2 Capital Work in Progress	8,697,843	1,759,784	235,000						
	141,559,473	131,300,693	35,184,301	-	308,044,467		59,385,480	248,658,987	141,559,473

Land measuring 40.3504 Acres have been purchased by Sponsoring Body and vested with the University as per clause Chapter - II, Section 4(1)(ii)(b) of the University Act



4.1.2 - 2018-19

INDIAN INCOME TAX RETURN ACKNOWLEDGEMENT

[Where the data of the Return of Income in Form ITR-1 (SAHAJ), ITR-2, ITR-3, ITR-4, ITR-5, ITR-6, ITR-7 filed and verified electronically]

Assessment Year
2019-20

PERSONAL INFORMATION AND THE ACKNOWLEDGEMENT NUMBER	Name PRESIDENCY UNIVERSITY			PAN AAAJP1369B			
	Flat/Door/Block No 1	Name Of Premises/Building/Village DIBBUR		Form Number. ITR-7			
	Road/Street/Post Office		Area/Locality RAJANAKUNTE OFF DODABALLAPUR MAIN ROAD				
	Town/City/District BANGALORE	State KARNATAKA	Pin/ZipCode 560089	Status AJP (Artificial Juridical)			
	Assessing Officer Details (Ward/Circle)			EXEMPTIONS WARD 2, BLR			
	e-filing Acknowledgement Number			241826931311019			
	COMPUTATION OF INCOME AND TAX THEREON	1	Gross total income			1	0
		2	Total Deductions under Chapter-VI-A			2	0
		3	Total Income			3	0
		3a	Deemed Total Income under AMT/MAT			3a	0
3b		Current Year loss, if any			3b	0	
4		Net tax payable			4	0	
5		Interest and Fee Payable			5	0	
6		Total tax, interest and Fee payable			6	0	
7		Taxes Paid	a	Advance Tax	7a	0	
			b	TDS	7b	1334593	
	c		TCS	7c	472188		
	d		Self Assessment Tax	7d	0		
	e		Total Taxes Paid (7a+7b+7c +7d)	7e	1806781		
8	Tax Payable (6-7e)			8	0		
9	Refund (7e-6)			9	1806781		
10	Exempt Income	Agriculture		0	10	0	
		Others		0			

Income Tax Return submitted electronically on 31-10-2019 16:42:45 from IP address 49.206.7.249 and verified by NISSAR AHMED having PAN ADMPA2068B on 31-10-2019 16:42:45 from IP address 49.206.7.249 using Digital Signature Certificate (DSC)
 DSC details: 2488479110460905284CN=SafeScrypt sub-CA for RCAI Class 2 2014,OU=Sub-CA,O=Sify Technologies Limited,C=IN

DO NOT SEND THIS ACKNOWLEDGEMENT TO CPC, BENGALURU


 REGISTRAR




Yadu & Co.,
Chartered Accountants
No. 25, Muddappa Road,
Maruthi Seva Nagar
Bangalore – 560 033

AUDIT REPORT


1. We have examined the Balance Sheet of the **Presidency University, Bangalore** as on 31-03-2019 and the annexed Income and Expenditure Account for the year ended that date. These financial statements are the responsibility of the management. Our responsibility is to express an opinion on these financial statements based on our audit.
2. We have conducted the audit in accordance with auditing standards generally accepted in India. These standards require that we plan and perform the audit to obtain reasonable assurance about whether the financial statements are free of material misstatement. Our audit included, examining on a test basis, evidence supporting amounts and disclosures in the financial statements. Our audit also included assessing the accounting principles used and significant estimates made by the management, as well as evaluating the over all financial statement presentation. We believe that our audit provides a reasonable basis for our opinion.
3. We further report that :
 - a. We have obtained all the information and explanations, which to the best of our knowledge and belief were necessary for the purpose of our audit.
 - b. In our opinion proper books as required by law have been kept by the Society, so far as appears from the examination of those books.
 - c. The Balance Sheet and Income & Expenditure account dealt with by this report are in agreement with the books of account.
 - d. In our opinion and to the best of our information and according to the explanations given to us during our audit, the said accounts give a true and fair view of the state of affairs of the Society as on 31.3.2019.

Dated: 30th October 2019

Umesh
CHARTERED ACCOUNTANTS



☎ 080- 25471838 * Res 080- 23353561 * Email : vnyadu@yahoo.com



**PRESIDENCY UNIVERSITY, BANGALORE
BALANCE SHEET AS AT 31-MARCH 2019**

(AMOUNT IN RS)

SOURCE OF FUNDS	Sch	2019	2018
CORPUS/CAPITAL FUND	2	(277,239,381)	(283,040,209)
DESIGNATED/ EARMARKED / ENDOWMENT FUNDS	3	162,000,000	159,000,000
SECURED LOANS	4	4,285,974	3,870,291
UNSECURED LOANS	5	408,796,804	431,363,819
CURRENT LIABILITIES & PROVISIONS	6	85,189,313	61,360,193
TOTAL		383,032,710	372,554,094
APPLICATION OF FUNDS			
FIXED ASSETS			
TANGIBLE FIXED ASSETS	7	141,559,473	97,427,580
INVESTMENTS FROM EARMARKED / ENDOWMENT FUNDS	8	162,000,000	159,000,000
CURRENT ASSETS	9	55,273,735	56,826,259
LOANS, ADVANCES & DEPOSITS	10	24,199,502	59,300,255
TOTAL		383,032,710	372,554,094

SIGNIFICANT ACCOUNTING POLICIES

1

CONTINGENT LIABILITIES AND NOTES TO ACCOUNTS

22-25

As per my report of even date attached

For Yadu & Co.,

FRN:0047955

Chartered Accountants

V.N. Yadunath



V.N.YADUNATH

Proprietor

Membership No. 021170

Place: Bangalore

Date : 30/10/2019

Nissar Ahmed
Nissar Ahmed
Chancellor

Sanne
REGISTRAR
PRESIDENCY UNIVERSITY
BANGALORE

PRESIDENCY UNIVERSITY, BANGALORE			
INCOME AND EXPENDITURE ACCOUNT FOR THE YEAR ENDING 31-MARCH 2019			
AMOUNT IN RS			
INCOME	Sch	2019	2018
Academic Receipts	11	771,363,771	388,938,347
Income from investments	12	9,926,027	8,680,397
Interest earned	13	2,020,652	865,403
Other Income	14	223,395,493	111,894,747
TOTAL INCOME		1,006,705,943	510,378,894
EXPENDITURE			
Staff Payments & Benefits (Establishment expenses)	15	319,435,056	177,952,886
Academic Expenses	16	35,855,168	17,718,643
Administrative and General Expenses	17	267,847,690	120,011,615
Repairs & Maintenance	18	56,374,686	25,417,929
Transportation Expenses	19	54,482,091	49,008,707
Hostel Expenses	20	130,720,244	70,359,165
Finance costs	21	99,780,027	117,364,096
Depreciation	7	36,410,153	20,594,771
TOTAL EXPENSES		1,000,905,115	598,427,812
FUND		5,800,828	(88,048,918)

SIGNIFICANT ACCOUNTING POLICIES 1
CONTINGENT LIABILITIES AND NOTES TO ACCOUNTS 22-25

As per my report of even date attached
For Yadu & Co.,
FRN:0047955
Chartered Accountants

V.N.YADUNATH
Proprietor
Membership No. 021170
Place: Bangalore
Date : 30/10/2019



Nissar Ahmed
Chancellor



PRESIDENCY UNIVERSITY, BANGALORE
Financial Statement for the year ending 31 March 2019

Notes to Accounts

1 SIGNIFICANT ACCOUNTING POLICIES

a BASIS FOR PREPARATION OF ACCOUNTS

The accounts are prepared under the Historical Cost Convention unless otherwise stated and generally on the Accrual

b REVENUE RECOGNITION

Fees from Students (except Tuition Fees), Sale of Admission Forms, Royalty and Interest on Savings Bank account are accounted on cash basis. Tuition Fees collected separately for each semester is accounted on accrual basis.

Income from Land, Buildings and Other Property and Interest on Investments are accounted on accrual basis.

c FIXED ASSETS AND DEPRECIATION

Fixed assets are stated at cost of acquisition including inward freight, duties and taxes and incidental and direct expenses related to acquisition, installation and commissioning

Infrastructure constructed under work order contracts are capitalised when substantial work is completed and virtual completion of the project is obtained from the Architect

Fixed assets are valued at cost less accumulated depreciation. Depreciation on fixed assets is provided on written down value

Particulars of Assets	Rate of Depreciation
Land	0
Site under Development	0
Buildings	10%
Plant and Machinery	15%
Electrical Installation	15%
Tube Wells and Water Suply System	15%
Office Equipments	15%
Laboratory and Science Equipments	15%
Audio Visual Equipments	15%
Furniture and Fixtures and Fittings	10%
Computer and Pheripherals	40%
Sports Equipments	15%
Vehicles	30%
Library Books and Scientific Journals	15%
Intangible Assets	15%

Assets, the individual value of each of which is Rs. 2000 or less (except Library Books) are treated as Small Value Assets, 100% depreciation is provided in respect of such assets at the time of their acquisition

Interest on borrowed money allocated to and utilized for qualifying assets, pertaining to the period up to the date of

Advances paid towards acquisition of fixed assets outstanding as of each Balance Sheet date and the cost of fixed assets not ready for use before such date are disclosed under capital work in progress. Lease payements under operating lease are recognized as an expense in the Income Statement.

Payment for lease hold land is amortised over the period of lease.

d RETIREMENT BENEFITS

Retirement benefits i.e., gratuity and leave encashment are provided on the basis of actuarial valuation. The Actual payments Gratuity and Leave encashment are debited in the Accounts to the respective provisions.


REGISTRAR 

e USE OF ESTIMATES

The preparation of financial statements in conformity with Generally Accepted Accounting Principles (GAAP) requires managements to make judgements, estimates and assumptions that affect the application of a Accounting Policies and reported amounts of assets, liabilities, income and expenditure and disclosure of contingent liabilities on the date of the Balance Sheet. Actual results could differ from those estimates. Estimates and underlying assumptions are reviewed on an ongoing basis. Any revision to accounting estimates is recognized prospectively in current and future periods.

f BORROWING COST CAPITALISATION

Borrowing costs are interests and other costs incurred by the sponsoring body on behalf of the University in connection with the borrowing of funds. The funds are used for the purpose of developing infrastructure and purchase of fixed assets for the University and for operating expenses. Borrowing costs directly attributable to construction or acquisition of those fixed assets which essentially take substantial period of time to get ready for their intended use are capitalised. Other borrowing costs are expensed in the period in which these are incurred.

g PROVISION AND CONTINGENCIES

A provision is recognized when the Institution has a present obligation as a result of past events and it is probable that an outflow of resources will be required to settle the obligation, in respect of which reliable estimate can be made. Provisions (excluding retirement benefits) are not discounted to its present value and are determined based on best estimate required to settle the obligation at the balance sheet date. These are reviewed at each balance sheet date and adjusted to reflect the current best estimate. Contingent liabilities are not recognized but disclosed in the notes to the financial statements.



h ACCOUNTING FOR LEASES

Assets acquired under leases where a significant portion of the risk and rewards of ownership are retained by the lessor are classified as operating leases. Lease rentals are charged to the Income and Expenditure on accrual basis.



PRESIDENCY UNIVERSITY, BANGALORE
SCHEDULES FORMING PART OF BALANCE SHEET AND INCOME AND EXPENDITURE ACCOUNT

		2019 Rs.	2018 Rs.
2	CORPUS/CAPITAL FUND		
	Balance at the beginning of the year	11,494,683	11,494,683
	Add: Contributions towards Corpus/Capital Fund		
	Assets Purchased out of Earmarked Funds		-
	Assets Purchased out of Sponsored Projects, where ownership vests in the institution		-
	Assets Donated/Gifts Received		-
	Other Additions		-
	Excess of Income over expenditure transferred from the Income & Expenditure Account		-
	Total	11,494,683	11,494,683
	(Deduct) Deficit transferred from the Income & expenditure Account		
	Opening Balance	(294,534,892)	(206,485,975)
	Transferred from Income and Expenditure Account	5,800,828	(88,048,918)
		(288,734,064)	(294,534,892)
	Balance At the year end	(277,239,381)	(283,040,209)
3	DESIGNATED/ EARMARKED / ENDOWMENT FUNDS		
	Opening balance	159,000,000	156,000,000
	Additions during the year		
	Income from investments made of the funds	3,000,000	3,000,000
	Total (A)	162,000,000	159,000,000
	Utilisation/Expenditure towards objectives of funds		
	Capital Expenditure		-
	Revenue Expenditure		-
	Total (B)	-	-
	Closing Balance (A-B)	162,000,000	159,000,000
	Represented by :		
	Cash and Bank Balances (Placed in fixed deposit)	162,000,000	159,000,000
4	SECURED LOANS		
	Vehicle Loans	4,285,974	3,870,291
	(Secured by the hypothication of the respective vehicles)		
5	UNSECURED LOANS - Refer Note 26 for details)		
	From AHMET - Sponsoring Body		
	Towards Endowment Fund	356,377,250	150,000,000
	Towards Interest expenditure	52,419,554	130,619,945
	Towards financial support for development of Infrastructure provided by Sponsoring Body (Refer Note 7)		31,715,185
	Towards other capital and revenue expenditure supported by Sponsoring Body		269,028,690
	Total	408,796,804	581,363,819
	Less: Transferred to Endowment Fund		(150,000,000)
		408,796,804	431,363,819
6	CURRENT LIABILITIES AND PROVISIONS		
	CURRENT LIABILITIES		
	Sundry Creditors		
	For Goods	42,140,658	3,559,539
	For Services		19,514,515
	Statutory Liabilities		
	TDS Payable	6,332,058	3,646,401
	Professional tax payable	80,600	41,400
	PF Payable	1,437,041	744,422
	PF Administration Charges Payable	29,182	35,726
	Other Current Liabilities		
	Fees Received in Advance	2,695,629	3,073,124
	Liabilities for Expenses		
	Salaries Payable	25,183,340	14,375,215
	Leave Encashment Payable		36,103
	Professional Charges Payable	1,202,318	154,633
	Rent Payable	1,441,039	-
	Counselling Charges Payable	(15,408,234)	1,049,270
	Electricity Charges Payable	741,864	719,032


 REGISTRAR


PRESIDENCY UNIVERSITY, BANGALORE
SCHEDULES FORMING PART OF BALANCE SHEET AND INCOME AND EXPENDITURE ACCOUNT

		2019 Rs.	2018 Rs.
	Water Charges Payable		6,418
	Telephone Charges Payable	2,533	20,020
	Concession and Scholarship Payable	162,898	3,031,615
	Internet Charges Payable		34,898
	Advertisement and Marketing Charges Payable	2,841	9,023
	Legal Charges Payable		87,750
	Postage and Courier	22,188	-
	Exam Fees Payable		19,155
	Others	(358,521)	23,600
	Retention Money Payable	1,254,737	1,279,084
	Caution Deposit	18,026,142	8,544,250
	Arivu Loan Received	201,000	355,000
	Grant Received for VGST Project		1,000,000
		85,189,313	61,360,193
8	INVESTMENTS FROM EARMARKED / ENDOWMENT FUNDS		
	Term Deposits with Banks	162,000,000	159,000,000
9	CURRENT ASSETS		
	Fees Receivable		
	Tuition Fees Receivable	18,905,215	24,380,296
	Hostel Fees Receivable		28,977
	Other Fees Receivable	9,327,826	-
	Cash and Bank Balances		
	Cash on hand	8,442,171	64,598
	Balance with Banks on Term Deposit Accounts	18,598,525	
	Balance with Banks on Savings Accounts		32,352,388
		55,273,736	56,826,259
10	LOANS, ADVANCES & DEPOSITS		
	Deposits:		
	Lease Rental Deposits	3,984,468	18,142,325
	Telephone		11,000
	Fuel Deposit		100,000
	Gas Deposit		3,400
	Advances and other amounts recoverable In cash or in kind or for value to be received:		
	Advance to Suppliers - For Goods		5,456,019
	Advance to Suppliers - For Services		4,638,132
	Staff Advance		3,418,720
	General Advance		594,165
	Travel Advance		1,000,940
	Accrued interest on Fixed Deposit (Endowment Fund)	6,301,887	5,381,755
	Prepaid Expenses (Advt. and Marketing Expenses & BG Charges)	10,151,149	17,486,111
	TDS Receivable	3,761,998	3,067,688
		24,199,502	59,300,255
11	ACADEMIC RECEIPTS		
	FEES FROM STUDENTS		
	Tuition fee - MBA	149,222,605	59,794,540
	Tuition fee - LLB	37,574,750	16,443,550
	Tuition fee - B Tech	691,229,195	408,911,279
	Tuition fee - PHD	4,910,000	725,000
	Application Fees	3,431,974	1,443,683
	Forfeited Fees	9,944,185	2,547,055
	Total (A)	896,312,709	489,865,107
	Less Concession and Scholarships (B)	(124,948,938)	(100,926,760)
	TOTAL ACADEMIC RECEIPTS (A-B)	771,363,771	388,938,347
12	INCOME FROM INVESTMENTS		
	Interest on Term Deposits Placed towards Endowment Fund	12,926,027	11,680,397
	Transferred to Earmarked/Endowment Funds - 25% of Endowment Fund	(3,000,000)	(3,000,000)
		9,926,027	8,680,397
13	INTEREST EARNED		
	Interest on Savings Bank Accounts with Scheduled Banks	2,020,652	865,403

Sanna
REGISTRAR



PRESIDENCY UNIVERSITY, BANGALORE
SCHEDULES FORMING PART OF BALANCE SHEET AND INCOME AND EXPENDITURE ACCOUNT

		2019 Rs.	2018 Rs.
14	OTHER INCOME		
	Hostel Fees	160,940,352	78,309,076
	Transportation Fees	50,895,520	29,095,340
	Miscellaneous Income	11,511,069	4,490,331
		223,346,941	111,894,747
15	STAFF PAYMENTS & BENEFITS (ESTABLISHMENT EXPENSES)		
	Basic Pay, Academic grade pay and consolidated salary	127,838,697	77,084,226
	Dearness Allowance	88,276,980	46,234,273
	Allowances	88,845,198	43,536,834
	Contribution to Provident Fund	7,513,642	3,814,904
	PF Administration Charges	635,623	364,436
	Leave Encashment	419,743	700,010
	Staff Welfare Expenses	5,017,173	2,687,403
	Performance Incentive	145,000	225,800
	Payment in Lieu of Notice	743,000	3,305,000
		319,435,056	177,952,886
16	ACADEMIC EXPENSES		
	Participation in Conferences		531,500
	Expenses on Seminars/Workshops/Industrial Trips	2,921,537	1,606,207
	Seminar Expenses Relating to Moot Court		-
	Payment to visiting faculty		-
	Student Welfare expenses	1,126,906	1,922,931
	Membership and Subscription	5,127,857	1,885,887
	Discontinued students written off	2,190,800	
	Library Expenses	120,605	1,981,465
	Uniform Expenses	7,942,844	
	Student Function and Celebration	16,399,619	9,790,653
	Exam Expenses	25,000	
		35,855,168	17,718,643
17	ADMINISTRATIVE AND GENERAL EXPENSES		
	Infrastructure		
	Electricity and power	7,170,064	4,878,301
	Water charges	67,628	443,017
	Communication		
	Postage and Courier Charges	974,893	920,387
	Telephone charges	217,808	209,913
	Internet charges	1,678,116	1,618,045
	Others		
	Advertisement and Publicity	82,698,191	58,924,123
	Counselling charges	92,414,160	22,595,830
	Rent, rates and taxes	9,989,104	7,185,200
	Security Expenses	19,323,473	8,229,501
	Professional charges	23,605,622	6,466,357
	Legal Expenses	3,278,250	910,250
	Printing and Stationery (consumption)	8,514,955	2,602,707
	Travelling Expenses	3,731,422	638,658
	Conveyance Expenses	457,794	361,286
	Hospitality - gifts and articles	226,173	660,045
	Meeting Expenses	506,856	113,321
	Auditors Remuneration	2,501,600	1,144,010
	Magazines & Journals	1,110,573	108,049
	Donation and Charity	2,255,409	560,748
	Placement Expenses	234,535	
	Recruitment Expenses	3,385,570	1,370,529
	Miscellaneous expenses	3,505,494	71,338
		267,847,690	120,011,615
18	REPAIRS & MAINTENANCE		
	Buildings	2,189,567	1,680,008
	Furniture & Fixtures	12,300	801,832
	Plant & Machinery -DG Set	100,800	89,645

Sanna
REGISTRAR


PRESIDENCY UNIVERSITY, BANGALORE
SCHEDULES FORMING PART OF BALANCE SHEET AND INCOME AND EXPENDITURE ACCOUNT

		2019 Rs.	2018 Rs.
	Office Equipment, Electronics and Electrical Equipment	1,542,139	981,973
	Computers	2,207,744	715,049
	Laboratory & Scientific equipment	13,801,596	456,819
	Laboratory Consumable	811,782	2,395,335
	Cleaning Material	46,898	286,771
	Outsourced Cleaning Services	33,391,727	16,329,649
	Annual Maintenance Contracts	91,100	1,256,377
	Garden Maintenance	1,929,417	362,225
	Repairs Others	249,616	62,246
		56,374,686	25,417,929
19	TRANSPORTATION EXPENSES		
	Vehicles (owned by institution		
	Running expenses	5,810,634	3,099,875
	Repairs & maintenance	646,777	814,631
	Vehicles taken on rent/lease		
	Rent/lease expenses	48,024,680	45,094,201
		54,482,091	49,008,707
20	HOSTEL EXPENSES		
	Rent expenses	58,375,439	16,348,139
	Food Expenses	40,659,281	36,559,925
	Security Expenses	8,927,532	4,796,892
	Telephone charges	14,214	16,831
	Internet expenses	990,607	902,509
	Repairs and Maintenance	11,910,459	5,403,623
	House keeping expenses	9,043,411	5,204,908
	Water charges	634,225	943,750
	Commission and Brokerage (Rental)	149,500	178,000
	Miscellaneous Expenses	15,576	4,588
		130,720,244	70,359,165
21	FINANCE COSTS		
	Interest paid on Vehicle Loans	389,669	481,877
	Interest on Term Loan paid by Sponsoring Body charged back to University	96,581,019	115,628,773
	Bank Charges	2,809,339	1,253,446
	Interest on TDS		
		99,780,027	117,364,096
22	CONTINGENT LIABILITIES:		
	CAPITAL COMMITMENTS		
	The Value of contracts remaining to be executed on Capital Account and not provided for (Net of Advances) amounted to nil as on 31-3-2019		
	Bank Guarantee provided by the Bank on behalf of the University and outstanding as on 31-3-2017 - Rs. 10 crores		
23	CURRENT ASSETS, LOANS, ADVANCES AND DEPOSITS		
	In the opinion of the Management, the current assets, Loans, Advances and Deposits have a value on realization in the ordinary course, equal at least to the aggregate amount shown in the Balance Sheet		
24	ENDOWMENT FUND INVESTMENT		
	As per the conditions stipulated in clause 47, para 1 of the Presidency University Act, the University has placed Rs.15 crores in the form of Term Deposit renewable every year and Rs.10 crores in Bank Guarantee renewable every year towards Endowment Fund Requirement. As per para 4 of the clause 47 of the act, the interest earned on the term deposit is reinvested in the Fund to the extent of 25% of such interest. Details are given under		
	Particulars of investment		Rs.
	Fixed Deposit No.11890300104206,		120,000,000
	Fixed Deposit No. 11890300104222		30,000,000
	Fixed Deposit No. 11890400068228		3,000,000
	Fixed Deposit No. 11890400106698		3,000,000
	Fixed Deposit No. 11890400106698		3,000,000
			159,000,000
	Interest earned during the year on term deposit was Rs.1,16,80,397 (2017-Rs.1,21,55,434) Rs. 30 lakhs being 25% of the interest earned has been reinvested in compliance with the provisions of the Act., stated above.		


 REGISTRAR


PRESIDENCY UNIVERSITY, BANGALORE
SCHEDULES FORMING PART OF BALANCE SHEET AND INCOME AND EXPENDITURE ACCOUNT

25 RETIREMENT BENEFITS

This being the fourth year of operation, the University has not carried out an actuarial valuation of the retirement benefits as at 31st March 2019

2019
Rs.

2018
Rs.

26 UNSECURED LOAN FROM AHMET - SPONSORING BODDY

The following are the components of the amount spent by AHMET - Sponsoring Body on behalf of the University

Towards Contribution to Endowment Fund

Towards Infrastructure Expenditure incurred by Sponsoring Body and transferred to University
Financial Support Provided by Sponsoring Body to meet operational expenses
Interest on Loan taken by Sponsoring Body to meet the endowment fund obligation

Interest on Term Loan taken by Sponsoring Body to meet the University Infrastructure requirement

As at 1-4 2018	Additions during the year
150,000,000	-
653,361,153	825,742,368
162,353,861	106,674,828
20,316,342	52,989,009
57,314,594	
893,345,950	985,406,205

Amount Spent by Sponsoring Body, pending transfer to University as projects are in progress.

- Multi Purpose Hall - Civil Work
- Multi Purpose Hall - Professional and Consultancy Charges
- Engineering Block Phase III
- Hostel Block Phase II
- Engineering Block Phase II A
- Mobilisation Advance outstanding
- Advance to Suppliers

Total Financial Support by Sponsoring Body on the date of the Balance Sheet
Disclosed in the Balance Sheet As follows:
Endowment Fund
Unsecured Loan from Sponsoring Body
Balance to be transferred by Sponsoring Body based on completion of projects

The Financial Support provided by sponsoring body is utilised as follows:
Endowment fund investment - Note 24
Building and other Infrastructure - (Refer Fixed Asset)
Interest Expenses (Refer Note 21)
Purchase of other Fixed Assets and working capital funding (Refer Fixed Assets)


27 This being the fourth year of operation, the employee benefit liabilities have not been accrued under Gratuity entitlement, as the employee gratuity entitlement requires the employee to complete five years continuous service.

28 Figures in the Final accounts have been rounded off to the nearest rupee

As per my report of even date attached
For Yadu & Co.,
FRN:0047955
Chartered Accountants


V.N. YADUNATH
Proprietor
Membership No. 021170
Place: Bangalore
Date :30/10/2019




Nissar Ahmed
Chancellor

Note-7 : Fixed Assets

AMOUNT IN RS

Particulars	Gross Block				Depreciation Block				Net Block	
	As at 1 April 2018	Additions during the year - before 30-9-2018	Additions during the year - after 30-9-2018	Deletion	As at 31 March 2019	Depn. Rate	Charge for the year	As at 31 March 2019	As at 31 March 2018	
Tangible Assets										
Land - (See Note Below)										
Buildings Including Other Civic Amenities	150,607				150,607	10%	15,061	135,546	150,607	
4.1.2 Electrical Equipments and Electrical Fixtures	5,507,113	922,379	53,961		6,483,453	15%	968,471	5,514,982	5,507,113	
Office Equipments and Other Appliances	4,543,012	567,335	890,768		6,001,115	15%	833,360	5,167,755	4,543,012	
Laboratory and Science Equipments	24,122,392		3,624,252		27,746,644	15%	3,890,178	23,856,467	24,122,392	
Furniture and Fixtures and Fittings	29,227,600	698,153	1,862,481		31,788,234	10%	3,085,699	28,702,535	29,227,600	
4.1.2 Computers including Accessories and Software	13,514,765	7,323,365	3,170,183		24,008,313	40%	8,969,289	15,039,024	13,514,765	
Sports Equipments	539,647	776,542			1,316,189	15%	197,428	1,118,761	539,647	
4.1.2 Motor Vehicles	7,720,035	46,090,359	3,215,795	1,607,081	55,419,108	30%	16,384,425	39,034,683	7,720,035	
Library Books and Journals	8,942,726	2,044,513	5,166,339		16,153,578	15%	2,035,561	14,118,017	8,942,726	
Musical Instruments	204,543				204,543	15%	30,681	173,861	204,543	
4.1.2 Capital Work in Progress	2,955,141	2,920,333	2,822,369		8,697,843			8,697,843	2,955,141	
	97,427,580	61,342,979	20,806,148	1,607,081	177,969,626		36,410,153	141,559,473	97,427,580	

Land measuring 40.3504 Acres have been purchased by Sponsoring Body and dedicated for the University as per clause Chapter - II, Section 4(1)(ii)(b) of the University Act. Towards purchase of assets the sponsoring body has contracted long term borrowing from Federal Banks at various times totalling to Rs.135 crore as at 31-3-2018. The land has been securitised with the Bank in relation to the term loan contracted along with the infrastructure built there on. The servicing of interest and principal amount is done by the Sponsoring body, which will be reimbursed by the University.

* During the year, due to clause in loan agreement with Federal Bank Ltd, net block of assets transferred to the University, has been brought back in the books of AHMET (Sponsoring body).

