

3.2.1-2022-23

PRESIDENCY UNIVERSITY, BANGALORE BALANCE SHEET AS AT 31-MARCH 2023		
(AMOUNT IN RS)		
SOURCE OF FUNDS	Sch	As at 31.3.2023
CORPUS/CAPITAL FUND	2	956,437,102
DESIGNATED/ EARMARKED / ENDOWMENT FUNDS	3	174,000,000
SECURED LOANS	4	2,584,556
UNSECURED LOANS	5	674,467,782
CURRENT LIABILITIES & PROVISIONS	6	237,792,377
TOTAL :		2,045,281,817
APPLICATION OF FUNDS		
FIXED ASSETS		
TANGIBLE FIXED ASSETS	7	972,257,758
INVESTMENTS FROM EARMARKED / ENDOWMENT FUNDS	8	174,000,000
CURRENT ASSETS	9	662,877,942
LOANS, ADVANCES & DEPOSITS	10	236,146,117
TOTAL :		2,045,281,817
SIGNIFICANT ACCOUNTING POLICIES	1	0
CONTINGENT LIABILITIES AND NOTES TO ACCOUNTS	22-28	

As per my report of even date attached

For Yadu & Co.,

FRN:0047955

Chartered Accountants

V.N.YADUNATH

Proprietor

Membership No. 021170

Place: Bangalore

Date :



FINANCE OFFICER

Presidency University,
D. B. Reddy Hall, 1st Stage, St. Marks Road,
Bangalore - 560074.


REGISTRAR




PRESIDENCY UNIVERSITY, BANGALORE
INCOME AND EXPENDITURE ACCOUNT FOR THE YEAR ENDING 31-MARCH
(Amount in Rupees)

INCOME	Sch	2023
ACADEMIC RECEIPTS	11	2,489,581,620
INCOME FROM INVESTMENTS	12	15,108,416
INTEREST EARNED	13	5,503,798
OTHER INCOME	14	462,942,780
TOTAL INCOME :		2,973,136,614
EXPENDITURE		
STAFF PAYMENT & BENEFITS(ESTABLISHMENT EXPENSES)	15	638,717,262
ACADEMIC EXPENSES	16	138,465,915
ADMINISTRATIVE AND GENERAL EXPENSES	17	645,996,264
REPAIRS & MAINTENANCE	18	118,303,604
TRANSPORTATION EXPENSES	19	110,899,897
HOSTEL EXPENSES	20	149,685,907
FINANCE COSTS	21	227,962,018
AMORTISATION OF DEFERRED REVENUE EXPENDITURE		13,878,042
DEPRECIATION	7 & 26	324,212,487
TOTAL EXPENSES :		2,368,121,395
BALANCE BEING SURPLUS CARRIED TO CAPITAL FUND		605,015,220
TRANSFERRED TO ENDOWMENT FUND		-
NET SURPLUS TRANSFERRED TO CAPITAL FUND		605,015,220

SIGNIFICANT ACCOUNTING POLICIES

1

As per my report of even date attached
For Yadu & Co.,
 FRN:0047955
 Chartered Accountants



FINANCE OFFICER

Presidency University
 Dabur, Itgalur, Hanumanthi,
 Bengaluru - 56004.

V.N.YADUNATH
Proprietor
 Membership No. 021170
 Place: Bangalore
 Date :


Sanne
 REGISTRAR



PRESIDENCY UNIVERSITY, BANGALORE

SCHEDULES FORMING PART OF BALANCE SHEET AND INCOME AND EXPENDITURE ACCOUNT

Particulars		YTD-March-2023
		Rs.
2	CORPUS/CAPITAL FUND	
	Balance at the beginning of the year	11,494,683
	Total	11,494,683
	Income and Expenditure Account Surplus	
	Opening Balance Surplus/(deficit)	339,927,199
	Less Accumulated Depreciation of Earlier Years transferred by Sponsoring Body	
	Other Adjustments	
	Transferred to Endowment Fund Reserve	
	Surplus tranferred from Income and Expenditure Account	605,015,220
		944,942,419
	Balance At the year end	956,437,102
3	DESIGNATED/ EARMARKED / ENDOWMENT FUNDS	
	Opening balance	171,000,000
	Add: Relating to Previous year	3,000,000
	Additions/(withdrawn) during the year	
	Total (A)	174,000,000
	Utilisation/Expenditure towards objectives of funds	
	Capital Expenditure	-
	Revenue Expenditure/(withdrawn to interest income)	-
	Total (B)	-
	Closing Balance (A-B)	174,000,000
	Represented by :	
	Cash and Bank Balances (Placed in fixed deposit)	17,400,000
4	SECURED LOANS	
	Vehicle Loans	2,584,556
	(Secured by the hypothication of the respective vehicles)	
5	UNSECURED LOANS - Refer Note 26 for details)	
	From AHMET - Sponsoring Body	
	Towards financial support for Infrastructure and related servicing expenses provided by Sponsoring Body	674,467,782
		674,467,782


 REGISTRAR



PRESIDENCY UNIVERSITY, BANGALORE

SCHEDULES FORMING PART OF BALANCE SHEET AND INCOME AND EXPENDITURE ACCOUNT

		Particulars	YTD-March-2023 Rs.
6		CURRENT LIABILITIES AND PROVISIONS	
		CURRENT LIABILITIES	
		Sundry Creditors	
		For Goods	51,103,597
		For Services	78,039,055
		For Capital Expenditure	371,374
		Statutory Liabilities	
		TDS Payable	7,897,941
		Professional tax payable	139,800
		PF Payable	1,159,383
		PF Administration Charges Payable	
		Other Current Liabilities	
		Fees Received in Advance	24,500
		Liabilities for Expenses	
		Salaries Payable	58,567,157
		Leave Encashment Payable	
		Professional Charges Payable	
		Rent Payable	
		Counselling Charges Payable	
		Electricity Charges Payable	2,120,664
		Water Charges Payable	10,370
		Telephone Charges Payable	
		Concession and Scholarship Payable	383,610
		Advertisement and Marketing Charges Payable	
		Membership/Registration & Affiliation Charges Payable	
		Stipend Payable	
		Maintenance Allowance Payable (Social Welfare Dept)	
		Others	28,937
		Retention Money Payable	2,132,813
		Research Project Support	
		Research and Project Grant	1,603,991
		Due to Karnataka Educaion Society towards Power Grid Dues	2,868,000
		Caution Deposit	31,079,895
		Maintenance allowance payable (Social Welfare Dept)	161,290
		Arivu Loan Received	100,000
			237,792,377
8		INVESTMENTS FROM EARMARKED / ENDOWMENT FUNDS	
		Term Deposits with Banks - Opening Balance	171,000,000
		Additions?(withdrawn) During the Year	3,000,000
			174,000,000

3.2.1


 REGISTRAR
 PRESIDENCY UNIVERSITY
 Registrar
 BANGALORE

PRESIDENCY UNIVERSITY, BANGALORE

SCHEDULES FORMING PART OF BALANCE SHEET AND INCOME AND EXPENDITURE ACCOUNT

Particulars		YTD-March-2023
		Rs.
9	CURRENT ASSETS	
	Fees Receivable	
	Accademic Fees Receivable	375,625,887
	Cash and Bank Balances	
	Cash on hand	210,146
	Balance with Banks on Term Deposit Accounts	176,000,000
	Balance with Banks on current and savings account	111,041,909
		662,877,942
10	LOANS, ADVANCES & DEPOSITS	
	Deposits:	
	Rental Deposits	20,195,000
	Electricity Deposit	32,210
	Telephone	11,000
	Fuel Deposit	100,000
	Gas Deposit	5,250
	Other Deposit	3,647,125
	Advances and other amounts recoverable in cash or in kind or for value to be received:	
	Deferred Revenue Expenditure less amortisation	124,902,380
	Advance to Suppliers - For and Services	48,465,929
	Advance to Suppliers towards Capital Expenditure	18,159,967
	Staff Advance	275,358
	General Advance	11,335,821
	Grant Received for VGST Project / Research Project	
	Accrued interest on Fixed Deposit	6,980,161
	Prepaid Expenses	
	Other Receivable	18,094
	TDS Receivable	2,017,822
		236,146,117


 REGISTRAR





PRESIDENCY UNIVERSITY, BANGALORE

SCHEDULES FORMING PART OF BALANCE SHEET AND INCOME AND EXPENDITURE ACCOUNT

Particulars		YTD-March-2023
		Rs.
11	ACADEMIC RECEIPTS	
	FEES FROM STUDENTS	
	Tuition fee - SOM PG	340,714,030
	Tuition fee -SOL	136,174,750
	Tuition fee -SOE UG	1,724,603,690
	Tuition fee - SOD	44,835,000
	Tuition fee - SOE PG	2,880,000
	Tuition fee - SOIS	86,590,400
	Tuition fee - SOC	43,285,000
	Tuition fee - SOM UG	226,825,000
	Tuition fee - SOMS	2,500,000
	Tuition fee - Ph.D	21,342,500
	Total (A)	2,629,750,370
	Less - Scholarships	(17,921,750)
	Less - Freeships	(122,247,000)
	TOTAL ACADEMIC RECEIPTS	2,489,581,620
12	INCOME FROM INVESTMENTS	
	Interest on Term Deposits Placed towards Endowment Fund	2,758,569
	Transferred to Earmarked/Endowment Funds - 25% of Endowment Fund	(3,000,000)
	Interest on other Fixed Deposits	15,195,002
	Other interest receipts	154,845
		15,108,416
13	INTEREST EARNED	
	Interest on Savings Bank Accounts with Scheduled Banks	5,503,798
		5,503,798
14	OTHER INCOME	
	Hostel Fees	221,888,259
	Transportation Fees	83,659,054
	Grant Receipts towards Research Project Expenditure	51,200,000
	Grant Receipts towards Teaching and Training	20,800,000
	Grant Receipts towards Infrastructure Augmentation	10,700,000
	Financial Support towards Research work of faculty members	1,696,000
	Fellowship amount of JRF	32,736,000
	Other Fees	32,464,974
	Contribution from Alumni	3,126,000
	Miscellaneous Income	4,672,493
		462,942,780

3.2.1


 REGISTRAR


PRESIDENCY UNIVERSITY, BANGALORE

SCHEDULES FORMING PART OF BALANCE SHEET AND INCOME AND EXPENDITURE ACCOUNT

Particulars		YTD-March-2023
		Rs.
15	STAFF PAYMENTS & BENEFITS (ESTABLISHMENT EXPENSES)	
	Basic Pay, Academic grade pay and consolidated salary	226,990,101
	Dearness Allowance	86,417,439
	Other Allowances	292,608,920
	Adjunct faculty, arrear earning and others	6,762,580
	Contribution to Provident Fund	13,099,422
	PF Administration Charges	1,091,655
	Gratuity, Exgratia and Leave Encashment	2,751,480
	Staff Welfare Expenses	5,756,981
	Staff Recruitment Expenses	3,238,684
		638,717,262
16	ACADEMIC EXPENSES	
	Student Development	69,227,948
	Workshop/Seminar/Conference/Webinar	8,309,155
	Seed Grant Research Expenses	3,947,669
	Stipend to Interns	7,331,432
	Other Research Support	52,867
	Student Welfare expenses	579,897
	Membership and Subscription/Affiliation charges	1,575,760
	Library, Magazines and Journals	23,284,336
	Discontinued students written off	-
	Institutional and International Relationship	1,416,708
	Uniform Expenses	4,327,577
	Laboratory Consumable	3,356,755
	Sports Consumable	818,904
	Student Function and Celebration	14,236,907
		138,465,915
17	ADMINISTRATIVE AND GENERAL EXPENSES	
	Infrastructure	
	Electricity and power	10,832,881
	Water charges	21,785
	Communication	
	Postage and Courier Charges	974,289
	Telephone and Internet charges	8,946,899
	Software Lincencing Subscription	29,522,993
	Others- Office Expenses	2,245,003
	Advertisement and Publicity	78,018,489
	Counselling charges	325,400,950
	Logo Branding and Integrated IT Service	23,600,000
	Rent, rates and taxes	50,160,936
	Group Medical Insurance	2,289,255
	Security Expenses	25,107,312

3.2.1




 REGISTRAR



PRESIDENCY UNIVERSITY, BANGALORE

SCHEDULES FORMING PART OF BALANCE SHEET AND INCOME AND EXPENDITURE ACCOUNT

	Particulars	YTD-March-2023
		Rs.
	Professional charges	29,876,033
	Legal Expenses	6,165,180
	Printing and Stationery (consumption)	5,354,044
	Travelling and Boarding Expenses	3,844,380
	Transportation and Conveyance Expenses	905,817
	Hospitality - gifts and articles	574,865
	Meeting Expenses	5,161,021
	Auditors Remuneration - Internal Audit	5,417,086
	Membership and Subscription - General	-
	Donation and Charity	27,684,547
	Placement Expenses	1,257,372
	Guest House expenses	1,403,747
	Irrecoverable Advances Written off	-
	Miscellaneous expenses	1,231,380
		645,996,264
18	REPAIRS & MAINTENANCE	
	Repair - Buildings	20,092,747
	Repairs - Furniture & Fixtures	13,819
	Repairs-DG Set	1,500
	Repair Electricals	17,662
	Repairs - Office Equipment	384,351
	Repairs - Electronic Equipment	3,628,282
	Repairs - Computers	1,201,931
	Repairs - Laboratory & Scientific equipment	96,240
	Maintenance - Outsourced Cleaning Services	87,264,858
	Annual Maintenance Contracts	2,835,171
	Maintenance - Garden Maintenance	193,050
	Repairs Others	2,573,993
		118,303,604
19	TRANSPORTATION EXPENSES	
	Vehicles (owned by institution)	
	Running expenses	6,706,374
	Repairs & maintenance	1,186,802
	Taxes and Insurance	321,908
	Vehicles taken on rent/lease	
	Outsourced expenses	102,684,813
		110,899,897


 REGISTRAR


PRESIDENCY UNIVERSITY, BANGALORE

SCHEDULES FORMING PART OF BALANCE SHEET AND INCOME AND EXPENDITURE ACCOUNT

Particulars		YTD-March-2023
		Rs.
20	HOSTEL EXPENSES	
	Rent expenses/outsourced hostel charges	22,229,125
	Food Expenses	77,732,243
	Outsourced Security and HK Expenses	31,572,453
	Miscellaneous items	1,619,695
	Internet/cable expenses	635,875
	Repairs and Maintenance	5,676,842
	DG Set Expenses	1,148,527
	Water charges	
	Electricity and power	8,283,869
	Commission and Brokerage	
	Consumables	787,278
		149,685,907
21	FINANCE COSTS	
	Interest paid on Vehicle Loans	309,402
	Interest on Term Loan paid by Sponsoring Body charged back to University	223,337,522
	Bank Charges	1,069,255
	Interest paid on Unsecured Loan	
	Interest on Educational Loan	3,245,839
	Miscellaneous Charges	
		227,962,018


 REGISTRAR



PRESIDENCY UNIVERSITY

Note-7 : Fixed Assets

AMOUNT IN RS

Particulars	Gross Block				Depreciation Block		Net Block		
	As at 1 April 2022	Additions during the year - before 30-9-2022	Additions during the year - after 30-9-2022	Deletions /Transfer during the year	As at 31 March 2023	Depn. Rate	Charge for the year	As at 31 March 2023	As at 31 March 2022
Tangible Assets									
Land - (See Note Below)	-				-			-	-
Sponsoring Body Infrastructure and Building	527,068,516				527,068,516			527,068,516	527,068,516
Buildings Including Other Civic Amenities	26,667,917	4,064,374	1,593,072		32,325,863	10%	3,152,933	29,172,930	26,667,917
Electrical Equipments and Electrical Fixtures	12,077,159	1,903,720	1,821,634		15,802,513	15%	2,233,754	13,568,759	12,077,159
Office Equipments and Other Appliances	22,680,865	3,311,571	20,221,703		46,214,139	15%	5,415,493	40,798,646	22,680,865
Laboratory and Science Equipments	32,172,668	4,071,479	1,827,802		38,071,949	15%	5,573,707	32,498,242	32,172,668
Furniture and Fixtures and Fittings	83,296,372	8,602,016	13,364,232		105,262,620	10%	9,858,050	95,404,570	83,296,372
Computers including Accessories and Software	84,767,410	21,187,037	109,818,736		215,773,183	40%	64,345,526	151,427,657	84,767,410
Sports Equipments	2,791,956		73,949		2,865,905	15%	424,340	2,441,565	2,791,956
Motor Vehicles	17,532,950		4,199,686		21,732,636	30%	5,889,838	15,842,798	17,532,950
Library Books and Journals	12,285,235	5,680,255	24,945,971		42,911,461	15%	4,565,771	38,345,690	12,285,235
Musical Instruments	106,773		424,799		531,572	15%	47,876	483,696	106,773
Capital Work in Progress including mobilisation adva	18,600,598	28,565,274	29,446,051	51,407,234	25,204,689			25,204,689	18,600,598
	840,048,419	77,386,226	207,737,635	51,407,234	1,073,765,046		101,507,289	972,257,758	840,048,419

Land measuring 40.3504 Acres have been purchased by Sponsoring Body and vested with the University as per clause Chapter - II, Section 4(1)(ii)(b) of the University Act

