






# PRESIDENCY UNIVERSITY

Private University Estd. in Karnataka State by Act No. 41 of 2013

## Examination Department

### Percentage of final year students eligible for graduation - programme wise

Sl.No	Programme	Final Semester Appeared Students	Number of Students Passed and Eligible for Degree	Percentage
1	B.Com (Hons.)	51	42	82.35
2	B.Com (Professional)	46	40	86.96
3	B.Des. (Communication Design)	8	8	100.00
4	B.Des. (Space Design)	4	4	100.00
5	B.Des. (Fashion Design)	4	3	75.00
6	B.Des. (Product Design)	10	10	100.00
7	B.Tech (Civil Engineering)	103	95	92.23
8	B.Tech (Computer and Communication Engineering)	69	64	92.75
9	B.Tech (Computer Engineering)	228	219	96.05
10	B.Tech (Computer Science and Engineering)	788	758	96.19
11	B.Tech (Electrical and Electronics Engineering)	64	62	96.88
12	B.Tech (Electronics and Communication Engineering)	392	384	97.96
13	B.Tech (Electronics and Computer Engineering)	27	24	88.89
14	B.Tech (Information Science and Engineering)	198	186	93.94
15	B.Tech (Information Science and Technology)	161	145	90.06
16	B.Tech (Mechanical Engineering)	138	120	86.96
17	B.Tech (Petroleum Engineering)	61	44	72.13
18	M. Tech. (Artificial Intelligence)	6	6	100.00
19	M. Tech. (Building and Construction Technology)	14	14	100.00
20	M. Tech. (Data Science)	7	7	100.00
21	M. Tech. (Embedded System and VLSI)	3	3	100.00
22	M.Tech. (Product Design and Development)	3	3	100.00
23	BCA	58	47	81.03
24	BCA (Augmented Reality and Virtual Reality)	17	15	88.24
25	BCA (Gaming and Graphics)	26	21	80.77
26	B.A., LL.B. (Hons.)	68	60	88.24
27	B.Com., LL.B. (Hons.)	17	11	64.71
28	BBA., LL.B. (Hons.)	77	64	83.12
29	LL.M (Intellectual Property Rights)	12	12	100.00
30	LL.M (Technology Law)	5	5	100.00



31	BBA	211	176	83.41
32	BBA (Aviation Management)	97	70	72.16
33	BBA (Business Analytics)	46	36	78.26
34	BBA (Digital Marketing)	40	30	75.00
35	BBA (E-Commerce & Supply Chain Management)	31	21	67.74
36	BBA (Financial Technology)	12	9	75.00
37	MBA	550	523	95.09
38	MBA (Business Analytics)	84	80	95.24
39	MBA (Digital Marketing)	44	41	93.18
40	MBA (E-Business Management)	28	25	89.29
41	MBA (Logistics and Supply Chain Management)	69	62	89.86
<b>Grand Total</b>		<b>3877</b>	<b>3549</b>	<b>91.54</b>
<b>Pass Percentage</b>		<b>91.54%</b>		



*Srinivas*

**Controller of Examinations**  
**PRESIDENCY UNIVERSITY**  
 Ittagalpura, Rajanakunte, Yelahanka  
 Bengaluru-560 064. Karnataka, India

*Srinivas*  
 REGISTRAR  
