
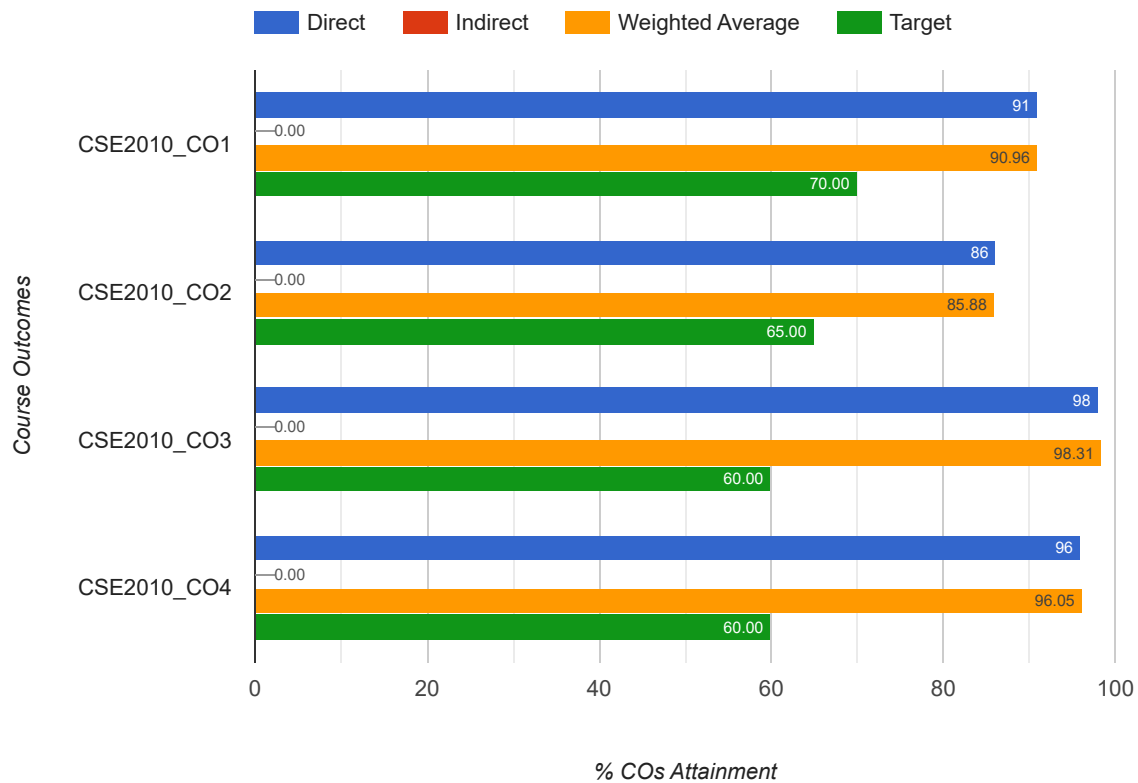


Attainment of Course Outcomes - Direct & Indirect for B.Tech CAI - 2020 - Sem V - CSE2010 - Operating Systems

COs Attainment for Direct Assessments	
 Program Name :	B.Tech Computer Science and Engineering Artificial Intelligence and Machine Learning
Course Code:	CSE2010
Course Title:	B.Tech CAI - 2020 - Sem V - CSE2010 - Operating Systems
Batch:	B.Tech CAI 2020-24



Sanne
REGISTRAR


Sanne
REGISTRAR


Course Outcome	Mapping with Program Outcome		Attainment % in		Avg Attainment(100% Direct + 0% Indirect)	Target of Attainment	Attainment	Level of Attainment
	POs	Level of Mapping	Direct	Indirect				
CSE2010_CO1	B.Tech CAI_PSO1	2	90.96		90.96	70.00 (2)	Attained	3.00
	B.Tech CAI_PO1	2						
	B.Tech CAI_PO10	1						
	B.Tech CAI_PO11	1						
CSE2010_CO2	B.Tech CAI_PO1	3	85.88		85.88	65.00 (2)	Attained	3.00
	B.Tech CAI_PSO2	2						
	B.Tech CAI_PO2	3						
	B.Tech CAI_PO3	1						
	B.Tech CAI_PO5	1						
	B.Tech CAI_PO6	1						
	B.Tech CAI_PO12	1						
CSE2010_CO3	B.Tech CAI_PO1	3	98.31		98.31	60.00 (2)	Attained	3.00
	B.Tech CAI_PO2	2						
	B.Tech CAI_PO3	1						
	B.Tech CAI_PO5	3						
	B.Tech CAI_PO6	1						
	B.Tech CAI_PO12	2						
CSE2010_CO4	B.Tech CAI_PO1	3	96.05		96.05	60.00 (2)	Attained	3.00
	B.Tech CAI_PSO2	2						
	B.Tech CAI_PO2	2						
	B.Tech CAI_PO3	1						
	B.Tech CAI_PO5	1						
	B.Tech CAI_PO10	1						
	B.Tech CAI_PO12	2						


 REGISTRAR



 REGISTRAR


COs Attainment for Direct Assessments

COs Attainment for Internal Assessments

Section	Course Outcome	COs Attainment(%)	Total Assignments Created	Assignments used for Outcomes Analysis	Teacher
B.Tech CAI - 2020 - Sem V - CSE2010 - Operating Systems - SEC01	CSE2010_CO1	87.50	5	3	dornadhula.dhanya@presidencyuniversity.in
	CSE2010_CO2	73.21			
	CSE2010_CO3	100.00			
	CSE2010_CO4	94.64			
B.Tech CAI - 2020 - Sem V - CSE2010 - Operating Systems - SEC02	CSE2010_CO1	95.16	5	3	dornadhula.dhanya@presidencyuniversity.in
	CSE2010_CO2	95.16			
	CSE2010_CO3	100.00			
	CSE2010_CO4	100.00			
B.Tech CAI - 2020 - Sem V - CSE2010 - Operating Systems - SEC03	CSE2010_CO1	89.83	5	3	pravinth.raja@presidencyuniversity.in
	CSE2010_CO2	88.14			
	CSE2010_CO3	94.92			
	CSE2010_CO4	93.22			


 REGISTRAR



 REGISTRAR


Weighted POs Attainment Contribution


	B.Tech CAI_PSO1	B.Tech CAI_PO1	B.Tech CAI_PSO2	B.Tech CAI_PO2	B.Tech CAI_PSO3	B.Tech CAI_PO3	B.Tech CAI_PO4	B.Tech CAI_PO5	B.Tech CAI_PO6	B.Tech CAI_PO7	B.Tech CAI_PO8	B.Tech CAI_PO9	B.Tech CAI_PO10	B.Tech CAI_PO11	B.Tech CAI_PO12
Search...															
CSE2010_CO1	2.01	2.01	-	-	-	-	-	-	-	-	-	-	0.99	0.99	-
CSE2010_CO2	-	3.00	2.01	3.00	-	0.99	-	0.99	0.99	-	-	-	-	-	0.99
CSE2010_CO3	-	3.00	-	2.01	-	0.99	-	3.00	0.99	-	-	-	-	-	2.01
CSE2010_CO4	-	3.00	2.01	2.01	-	0.99	-	0.99	-	-	-	-	0.99	-	2.01
B.Tech CAI - 2020 - Sem V - CSE2010 - Operating Systems	3.00	3.00	3.00	3.00	-	3.00	-	3.00	3.00	-	-	-	3.00	3.00	3.00

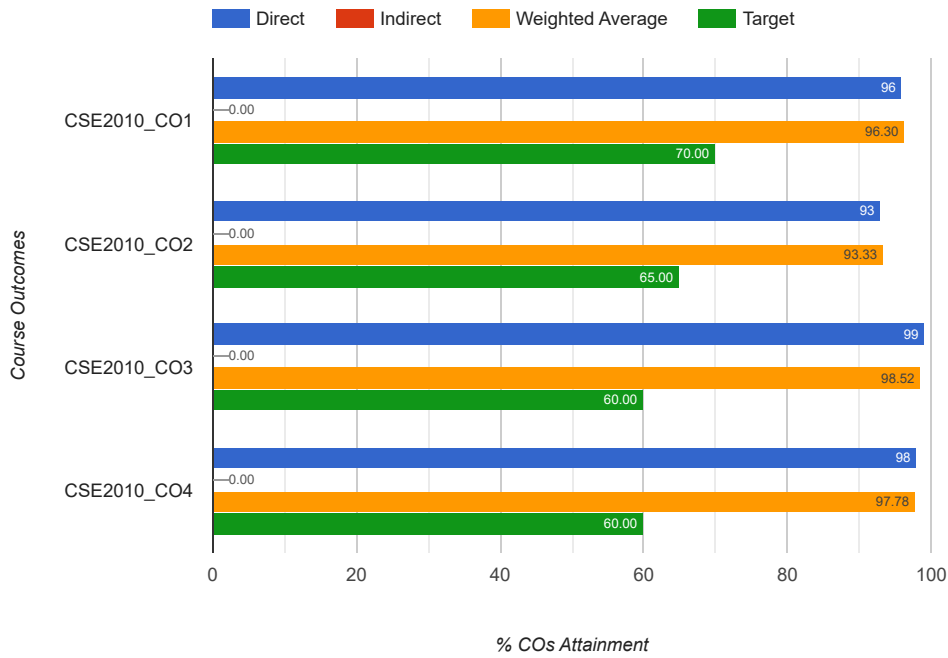
Formula = $\frac{\sum(\text{Affinity} * \text{Level of attainment})}{\sum \text{Affinity}}$

Sanne
REGISTRAR
PRESIDENCY UNIVERSITY
BANGALORE

Sanne
REGISTRAR
PRESIDENCY UNIVERSITY
BANGALORE

Attainment of Course Outcomes - Direct & Indirect for B.Tech CEI - 2020 - Sem V - CSE2010 - Operating Systems

COs Attainment for Direct Assessments	
 Program Name :	B.Tech Computer Engineering Spl. in Artificial Intelligence and Machine Learning
Course Code:	CSE2010
Course Title:	B.Tech CEI - 2020 - Sem V - CSE2010 - Operating Systems
Batch:	B.Tech CEI 2020-24




 REGISTRAR


Course Outcome	Mapping with Program Outcome		Attainment % in		Avg Attainment(100% Direct + 0% Indirect)	Target of Attainment	Attainment	Level of Attainment
	POs	Level of Mapping	Direct	Indirect				
CSE2010_CO1	B.Tech CEI_PO1	2	96.30		96.30	70.00 (2)	Attained	3.00
	B.Tech CEI_PSO1	2						
	B.Tech CEI_PO10	1						
	B.Tech CEI_PO11	1						
CSE2010_CO2	B.Tech CEI_PO1	3	93.33		93.33	65.00 (2)	Attained	3.00
	B.Tech CEI_PO2	3						
	B.Tech CEI_PSO2	2						
	B.Tech CEI_PO3	1						
	B.Tech CEI_PO5	1						
	B.Tech CEI_PO6	1						
	B.Tech CEI_PO12	1						
CSE2010_CO3	B.Tech CEI_PO1	3	98.52		98.52	60.00 (2)	Attained	3.00
	B.Tech CEI_PO2	2						
	B.Tech CEI_PO3	1						
	B.Tech CEI_PSO3	2						
	B.Tech CEI_PO5	3						
	B.Tech CEI_PO6	1						
	B.Tech CEI_PO12	1						
CSE2010_CO4	B.Tech CEI_PO1	3	97.78		97.78	60.00 (2)	Attained	3.00
	B.Tech CEI_PO2	2						
	B.Tech CEI_PSO2	2						
	B.Tech CEI_PO3	1						
	B.Tech CEI_PO5	1						
	B.Tech CEI_PO10	1						


 REGISTRAR


COs Attainment for Direct Assessments

COs Attainment for Internal Assessments

Section	Course Outcome	COs Attainment(%)	Total Assignments Created	Assignments used for Outcomes Analysis	Teacher
B.Tech CEI - 2020 - Sem V - CSE2010 - Operating Systems - SEC01	CSE2010_CO1	94.55	4	3	mohamed.shakir@presidencyuniversity.in
	CSE2010_CO2	92.73			
	CSE2010_CO3	98.18			
	CSE2010_CO4	96.36			
B.Tech CEI - 2020 - Sem V - CSE2010 - Operating Systems - SEC02	CSE2010_CO1	96.43	5	3	mohamed.shakir@presidencyuniversity.in
	CSE2010_CO2	92.86			
	CSE2010_CO3	98.21			
	CSE2010_CO4	98.21			
B.Tech CEI - 2020 - Sem V - CSE2010 - Operating Systems - SEC03	CSE2010_CO1	100.00	5	3	mohamed.shakir@presidencyuniversity.in
	CSE2010_CO2	95.83			
	CSE2010_CO3	100.00			
	CSE2010_CO4	100.00			


 REGISTRAR

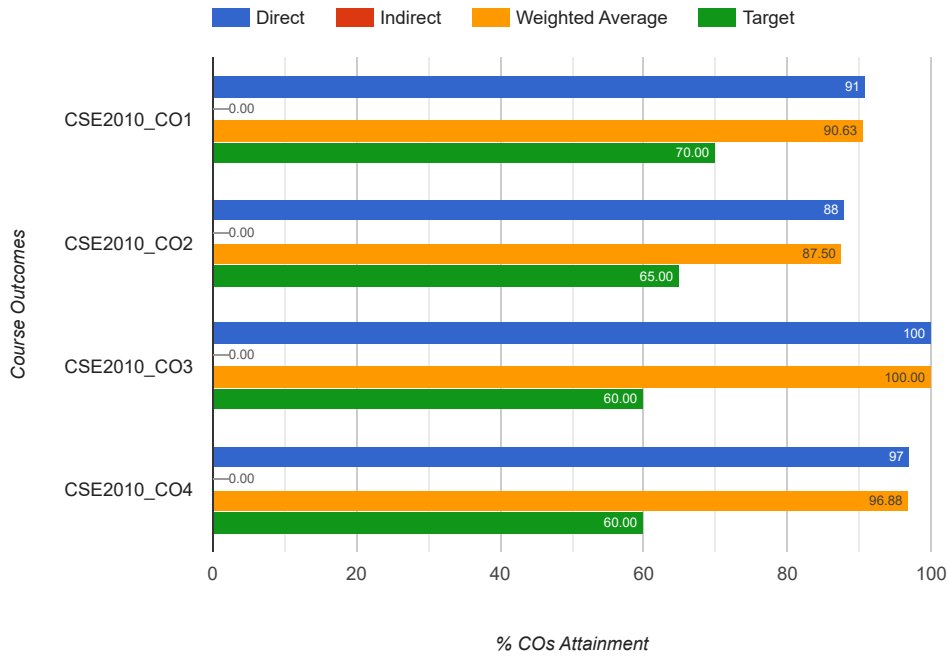

Weighted POs Attainment Contribution

	B.Tech CEI_PO1	B.Tech CEI_PSO1	B.Tech CEI_PO2	B.Tech CEI_PSO2	B.Tech CEI_PO3	B.Tech CEI_PSO3	B.Tech CEI_PO4	B.Tech CEI_PO5	B.Tech CEI_PO6	B.Tech CEI_PO7	B.Tech CEI_PO8	B.Tech CEI_PO9	B.Tech CEI_PO10	B.Tech CEI_PO11
Search...														
CSE2010_CO1	2.01	2.01	-	-	-	-	-	-	-	-	-	-	0.99	0
CSE2010_CO2	3.00	-	3.00	2.01	0.99	-	-	0.99	0.99	-	-	-	-	
CSE2010_CO3	3.00	-	2.01	-	0.99	2.01	-	3.00	0.99	-	-	-	-	
CSE2010_CO4	3.00	-	2.01	2.01	0.99	-	-	0.99	-	-	-	-	0.99	
B.Tech CEI - 2020 - Sem V - CSE2010 - Operating Systems	3.00	3.00	3.00	3.00	3.00	3.00	-	3.00	3.00	-	-	-	3.00	3.00

Formula = $\frac{\sum(\text{Affinity} * \text{Level of attainment})}{\sum \text{Affinity}}$

Attainment of Course Outcomes - Direct & Indirect for B.Tech COD - 2020 - Sem V - CSE2010 - Operating Systems

COs Attainment for Direct Assessments	
Program Name :	B.Tech Computer Engineering Data Analytics
Course Code:	CSE2010
Course Title:	B.Tech COD - 2020 - Sem V - CSE2010 - Operating Systems
Batch:	B.Tech COD 2020-24




 REGISTRAR


Course Outcome	Mapping with Program Outcome		Attainment % in		Avg Attainment(100% Direct + 0% Indirect)	Target of Attainment	Attainment	Level of Attainment
	POs	Level of Mapping	Direct	Indirect				
CSE2010_CO1	B.Tech COD_PO1	2	90.63		90.63	70.00 (2)	Attained	3.00
	B.Tech COD_PSO1	2						
	B.Tech COD_PO10	1						
	B.Tech COD_PO11	1						
CSE2010_CO2	B.Tech COD_PO1	3	87.50		87.50	65.00 (2)	Attained	3.00
	B.Tech COD_PO2	3						
	B.Tech COD_PSO2	2						
	B.Tech COD_PO3	1						
	B.Tech COD_PO5	1						
	B.Tech COD_PO6	1						
	B.Tech COD_PO12	1						
CSE2010_CO3	B.Tech COD_PO1	3	100.00		100.00	60.00 (2)	Attained	3.00
	B.Tech COD_PO2	2						
	B.Tech COD_PO3	1						
	B.Tech COD_PSO3	2						
	B.Tech COD_PO5	3						
	B.Tech COD_PO6	1						
	B.Tech COD_PO12	1						
CSE2010_CO4	B.Tech COD_PO1	3	96.88		96.88	60.00 (2)	Attained	3.00
	B.Tech COD_PO2	2						
	B.Tech COD_PSO2	2						
	B.Tech COD_PO3	1						
	B.Tech COD_PO5	1						
	B.Tech COD_PO10	1						


 REGISTRAR


COs Attainment for Direct Assessments

COs Attainment for Internal Assessments

Section	Course Outcome	COs Attainment(%)	Total Assignments Created	Assignments used for Outcomes Analysis	Teacher
B.Tech COD - 2020 - Sem V - CSE2010 - Operating Systems - SEC03	CSE2010_CO1	90.63	5	3	mohamed.shakir@presidencyuniversity.in
	CSE2010_CO2	87.50			
	CSE2010_CO3	100.00			
	CSE2010_CO4	96.88			


REGISTRAR



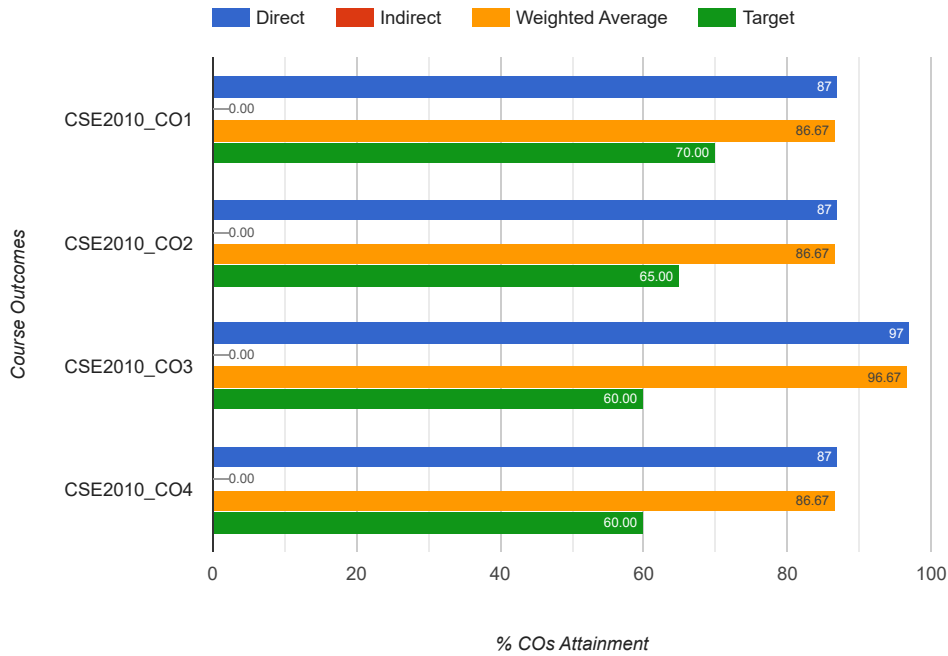
Weighted POs Attainment Contribution

	B.Tech COD_PO1	B.Tech COD_PSO1	B.Tech COD_PO2	B.Tech COD_PSO2	B.Tech COD_PO3	B.Tech COD_PSO3	B.Tech COD_PO4	B.Tech COD_PO5	B.Tech COD_PO6	B.Tech COD_PO7	B.Tech COD_PO8	B.Tech COD_PO9	B.Tech COD_PO10	B.Tech COD_PO11
Search...														
CSE2010_CO1	2.01	2.01	-	-	-	-	-	-	-	-	-	-	0.99	0
CSE2010_CO2	3.00	-	3.00	2.01	0.99	-	-	0.99	0.99	-	-	-	-	
CSE2010_CO3	3.00	-	2.01	-	0.99	2.01	-	3.00	0.99	-	-	-	-	
CSE2010_CO4	3.00	-	2.01	2.01	0.99	-	-	0.99	-	-	-	-	0.99	
B.Tech COD - 2020 - Sem V - CSE2010 - Operating Systems	3.00	3.00	3.00	3.00	3.00	3.00	-	3.00	3.00	-	-	-	3.00	3.00

Formula = $\frac{\sum(\text{Affinity} * \text{Level of attainment})}{\sum \text{Affinity}}$

Attainment of Course Outcomes - Direct & Indirect for B.Tech COM - 2020 - Sem V - CSE2010 - Operating Systems

COs Attainment for Direct Assessments	
Program Name :	B.Tech Computer Engineering
Course Code:	CSE2010
Course Title:	B.Tech COM - 2020 - Sem V - CSE2010 - Operating Systems
Batch:	B.Tech COM 2020-24




 REGISTRAR


Course Outcome	Mapping with Program Outcome		Attainment % in		Avg Attainment(100% Direct + 0% Indirect)	Target of Attainment	Attainment	Level of Attainment
	POs	Level of Mapping	Direct	Indirect				
CSE2010_CO1	B.Tech CE_PO1	2	86.67		86.67	70.00 (2)	Attained	3.00
	B.Tech CE_PSO1	2						
	B.Tech CE_PO10	1						
	B.Tech CE_PO11	1						
CSE2010_CO2	B.Tech CE_PO1	3	86.67		86.67	65.00 (2)	Attained	3.00
	B.Tech CE_PO2	3						
	B.Tech CE_PSO2	2						
	B.Tech CE_PO3	1						
	B.Tech CE_PO5	1						
B.Tech CE_PO12	1							
CSE2010_CO3	B.Tech CE_PO1	3	96.67		96.67	60.00 (2)	Attained	3.00
	B.Tech CE_PO2	2						
	B.Tech CE_PO3	1						
	B.Tech CE_PSO3	2						
	B.Tech CE_PO5	3						
B.Tech CE_PO12	1							
CSE2010_CO4	B.Tech CE_PO1	3	86.67		86.67	60.00 (2)	Attained	3.00
	B.Tech CE_PO2	2						
	B.Tech CE_PSO2	2						
	B.Tech CE_PO3	1						
	B.Tech CE_PO5	1						
	B.Tech CE_PO10	1						
B.Tech CE_PO12	2							


 REGISTRAR


COs Attainment for Direct Assessments

COs Attainment for Internal Assessments

Section	Course Outcome	COs Attainment(%)	Total Assignments Created	Assignments used for Outcomes Analysis	Teacher
B.Tech COM - 2020 - Sem V - CSE2010 - Operating Systems - SEC04	CSE2010_CO1	86.67	5	3	shankarrana@presidencyuniversity.in
	CSE2010_CO2	86.67			
	CSE2010_CO3	96.67			
	CSE2010_CO4	86.67			


REGISTRAR



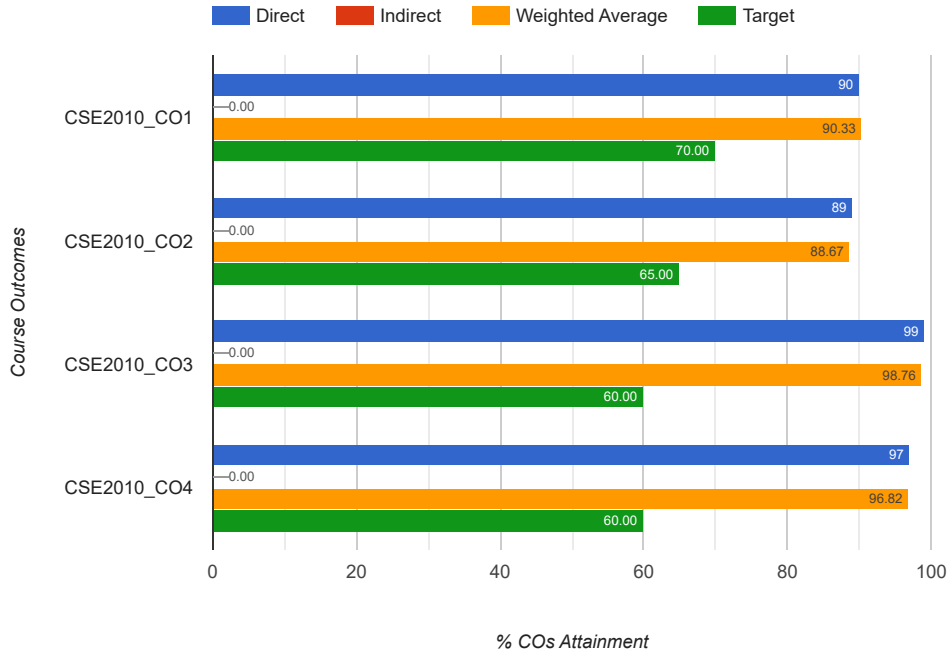
Weighted POs Attainment Contribution

	B.Tech CE_PO1	B.Tech CE_PSO1	B.Tech CE_PO2	B.Tech CE_PSO2	B.Tech CE_PO3	B.Tech CE_PSO3	B.Tech CE_PO4	B.Tech CE_PO5	B.Tech CE_PO6	B.Tech CE_PO7	B.Tech CE_PO8	B.Tech CE_PO9	B.Tech CE_PO10	B.Tech CE_PO11
Search...														
CSE2010_CO1	2.01	2.01	-	-	-	-	-	-	-	-	-	-	0.99	0.
CSE2010_CO2	3.00	-	3.00	2.01	0.99	-	-	0.99	-	-	-	-	-	-
CSE2010_CO3	3.00	-	2.01	-	0.99	2.01	-	3.00	-	-	-	-	-	-
CSE2010_CO4	3.00	-	2.01	2.01	0.99	-	-	0.99	-	-	-	-	0.99	-
B.Tech COM - 2020 - Sem V - CSE2010 - Operating Systems	3.00	3.00	3.00	3.00	3.00	3.00	-	3.00	-	-	-	-	3.00	3.00

Formula = $\frac{\sum(\text{Affinity} * \text{Level of attainment})}{\sum \text{Affinity}}$

Attainment of Course Outcomes - Direct & Indirect for B.Tech CSE - 2020 - Sem V - CSE2010 - Operating Systems

COs Attainment for Direct Assessments	
Program Name :	B.Tech Computer Science and Engineering
Course Code:	CSE2010
Course Title:	B.Tech CSE - 2020 - Sem V - CSE2010 - Operating Systems
Batch:	B.Tech CSE 2020-24




 REGISTRAR


Course Outcome	Mapping with Program Outcome		Attainment % in		Avg Attainment(100% Direct + 0% Indirect)	Target of Attainment	Attainment	Level of Attainment
	POs	Level of Mapping	Direct	Indirect				
CSE2010_CO1	B.Tech CSE_PO1	2	90.33		90.33	70.00 (3)	Attained	3.00
	B.Tech CSE_PSO1	2						
	B.Tech CSE_PO10	1						
	B.Tech CSE_PO11	1						
CSE2010_CO2	B.Tech CSE_PO1	3	88.67		88.67	65.00 (2)	Attained	3.00
	B.Tech CSE_PO2	3						
	B.Tech CSE_PSO2	2						
	B.Tech CSE_PO3	1						
	B.Tech CSE_PO5	1						
	B.Tech CSE_PO6	1						
	B.Tech CSE_PO12	1						
CSE2010_CO3	B.Tech CSE_PO1	3	98.76		98.76	60.00 (2)	Attained	3.00
	B.Tech CSE_PO2	2						
	B.Tech CSE_PO3	1						
	B.Tech CSE_PSO3	2						
	B.Tech CSE_PO5	3						
	B.Tech CSE_PO6	1						
	B.Tech CSE_PO12	1						
CSE2010_CO4	B.Tech CSE_PO1	3	96.82		96.82	60.00 (2)	Attained	3.00
	B.Tech CSE_PO2	2						
	B.Tech CSE_PSO2	2						
	B.Tech CSE_PO3	1						
	B.Tech CSE_PO5	1						
	B.Tech CSE_PO10	1						
	B.Tech CSE_PO12	2						


 REGISTRAR


COs Attainment for Direct Assessments

COs Attainment for Internal Assessments

Section	Course Outcome	COs Attainment(%)	Total Assignments Created	Assignments used for Outcomes Analysis	Teacher
B.Tech CSE - 2020 - Sem V - CSE2010 - Operating Systems - SEC01	CSE2010_CO1	67.21	3	3	ranjitha.p@presidencyuniversity.in
	CSE2010_CO2	72.13			
	CSE2010_CO3	96.72			
	CSE2010_CO4	91.80			
B.Tech CSE - 2020 - Sem V - CSE2010 - Operating Systems - SEC07	CSE2010_CO1	91.67	5	3	ranjitha.p@presidencyuniversity.in
	CSE2010_CO2	91.67			
	CSE2010_CO3	98.33			
	CSE2010_CO4	96.67			
B.Tech CSE - 2020 - Sem V - CSE2010 - Operating Systems - SEC04	CSE2010_CO1	68.85	5	3	pravinth.raja@presidencyuniversity.in
	CSE2010_CO2	73.77			
	CSE2010_CO3	98.36			
	CSE2010_CO4	91.80			
B.Tech CSE - 2020 - Sem V - CSE2010 - Operating Systems - SEC08	CSE2010_CO1	98.28	5	3	praveen.pawaskar@presidencyuniversity.in
	CSE2010_CO2	98.28			
	CSE2010_CO3	100.00			
	CSE2010_CO4	96.55			
B.Tech CSE - 2020 - Sem V - CSE2010 - Operating Systems - SEC11	CSE2010_CO1	98.33	5	3	praveen.pawaskar@presidencyuniversity.in
	CSE2010_CO2	96.67			
	CSE2010_CO3	100.00			
	CSE2010_CO4	98.33			
B.Tech CSE - 2020 - Sem V - CSE2010 - Operating Systems - SEC05	CSE2010_CO1	92.06	5	3	shakkeera.l@presidencyuniversity.in
	CSE2010_CO2	88.89			
	CSE2010_CO3	98.41			
	CSE2010_CO4	96.83			
B.Tech CSE - 2020 - Sem V - CSE2010 - Operating Systems - SEC02	CSE2010_CO1	88.89	5	3	asif.mohamed@presidencyuniversity.in
	CSE2010_CO2	80.95			
	CSE2010_CO3	95.24			
	CSE2010_CO4	95.24			
B.Tech CSE - 2020 - Sem V - CSE2010 - Operating Systems - SEC09	CSE2010_CO1	96.61	5	3	asif.mohamed@presidencyuniversity.in
	CSE2010_CO2	94.92			
	CSE2010_CO3	100.00			
	CSE2010_CO4	98.31			
B.Tech CSE - 2020 - Sem V - CSE2010 - Operating Systems - SEC06	CSE2010_CO1	86.89	5	3	dornadhula.dhanya@presidencyuniversity.in
	CSE2010_CO2	81.97			
	CSE2010_CO3	100.00			
	CSE2010_CO4	100.00			
B.Tech CSE - 2020 - Sem V - CSE2010 - Operating Systems - SEC12	CSE2010_CO1	96.61	5	3	shankarrana@presidencyuniversity.in
	CSE2010_CO2	93.22			
	CSE2010_CO3	98.31			
	CSE2010_CO4	96.61			
B.Tech CSE - 2020 - Sem V - CSE2010 - Operating Systems - SEC03	CSE2010_CO1	100.00	5	3	mohamed.shakir@presidencyuniversity.in
	CSE2010_CO2	94.92			
	CSE2010_CO3	100.00			
	CSE2010_CO4	100.00			
B.Tech CSE - 2020 - Sem V - CSE2010 - Operating Systems - SEC10	CSE2010_CO1	100.00	5	3	mohamed.shakir@presidencyuniversity.in
	CSE2010_CO2	98.33			
	CSE2010_CO3	100.00			
	CSE2010_CO4	100.00			

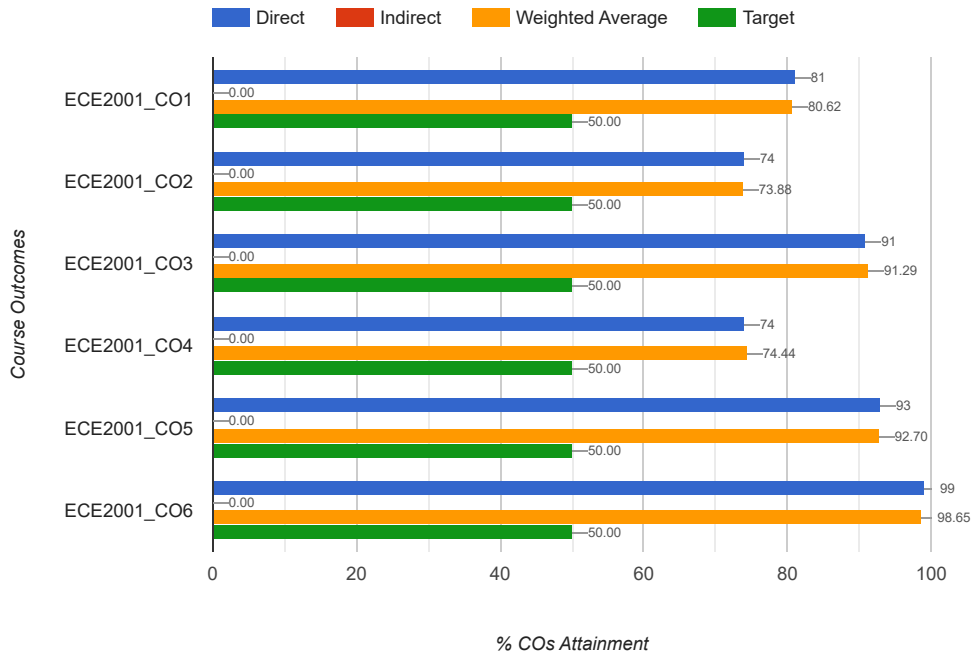
Weighted POs Attainment Contribution

	B.Tech CSE_PO1	B.Tech CSE_PO2	B.Tech CSE_PSO1	B.Tech CSE_PSO2	B.Tech CSE_PO3	B.Tech CSE_PSO3	B.Tech CSE_PSO4	B.Tech CSE_PO4	B.Tech CSE_PO5	B.Tech CSE_PO6	B.Tech CSE_PO7	B.Tech CSE_PO8	B.Tech CSE_PO9	B.Tech CSE_PO10
Search...														
CSE2010_CO1	2.01	-	2.01	-	-	-	-	-	-	-	-	-	-	0.
CSE2010_CO2	3.00	3.00	-	2.01	0.99	-	-	-	0.99	0.99	-	-	-	.
CSE2010_CO3	3.00	2.01	-	-	0.99	2.01	-	-	3.00	0.99	-	-	-	.
CSE2010_CO4	3.00	2.01	-	2.01	0.99	-	-	-	0.99	-	-	-	-	0.
B.Tech CSE - 2020 - Sem V - CSE2010 - Operating Systems	3.00	3.00	3.00	3.00	3.00	3.00	-	-	3.00	3.00	-	-	-	3.00

Formula = $\frac{\sum(\text{Affinity} * \text{Level of attainment})}{\sum \text{Affinity}}$

Attainment of Course Outcomes - Direct & Indirect for B.Tech ECE - 2021 - Sem III - ECE2001 - Analog Electronics

COs Attainment for Direct Assessments	
Program Name :	B.Tech Electronics and Communication Engineering
Course Code:	ECE2001
Course Title:	B.Tech ECE - 2021 - Sem III - ECE2001 - Analog Electronics
Batch:	B.Tech ECE - 2021-2024




 REGISTRAR


Course Outcome	Mapping with Program Outcome		Attainment % in		Avg Attainment(100% Direct + 0% Indirect)	Target of Attainment	Attainment	Level of Attainment
	POs	Level of Mapping	Direct	Indirect				
ECE2001_CO1	B.TECH ECE - PO1	3	80.62		80.62	50.00 (2)	Attained	3.00
	B.TECH ECE - PSO1	1						
	B.TECH ECE - PO2	2						
	B.TECH ECE - PSO2	2						
	B.TECH ECE - PSO3	2						
	B.TECH ECE - PSO4	2						
	B.TECH ECE - PO5	1						
	B.TECH ECE - PO8	1						
	B.TECH ECE - PO9	2						
	B.TECH ECE - PO10	2						
	B.TECH ECE - PO12	1						
	ECE2001_CO2	B.TECH ECE - PO1						
B.TECH ECE - PSO1		1						
B.TECH ECE - PO2		3						
B.TECH ECE - PSO2		1						
B.TECH ECE - PSO3		3						
B.TECH ECE - PSO4		2						
B.TECH ECE - PO5		1						
B.TECH ECE - PO8		1						
B.TECH ECE - PO9		2						
B.TECH ECE - PO10		2						
B.TECH ECE - PO12		1						
ECE2001_CO3		B.TECH ECE - PO1	3	91.29		91.29	50.00 (2)	Attained
	B.TECH ECE - PSO1	2						
	B.TECH ECE - PO2	2						
	B.TECH ECE - PSO2	2						
	B.TECH ECE - PSO3	1						
	B.TECH ECE - PSO4	2						
	B.TECH ECE - PO5	1						
	B.TECH ECE - PO8	1						
	B.TECH ECE - PO9	2						
	B.TECH ECE - PO10	2						
	B.TECH ECE - PO12	1						
	ECE2001_CO4	B.TECH ECE - PO1	2					
B.TECH ECE - PSO1		1						
B.TECH ECE - PO2		3						
B.TECH ECE - PSO2		1						
B.TECH ECE - PSO3		2						
B.TECH ECE - PSO4		2						
B.TECH ECE - PO5		1						
B.TECH ECE - PO8		1						
B.TECH ECE - PO9		2						
B.TECH ECE - PO10		2						
B.TECH ECE - PO12		1						
ECE2001_CO5		B.TECH ECE - PO1	3	92.70		92.70	50.00 (2)	Attained
	B.TECH ECE - PSO1	2						
	B.TECH ECE - PO2	2						
	B.TECH ECE - PSO2	2						
	B.TECH ECE - PSO3	3						
	B.TECH ECE - PSO4	2						
	B.TECH ECE - PO5	3						
	B.TECH ECE - PO8	2						
	B.TECH ECE - PO9	2						
	B.TECH ECE - PO10	1						
ECE2001_CO6	B.TECH ECE - PO1	3	98.65		98.65	50.00 (2)	Attained	3.00
	B.TECH ECE - PSO1	1						
	B.TECH ECE - PO2	2						
	B.TECH ECE - PSO2	2						
	B.TECH ECE - PSO3	3						
	B.TECH ECE - PSO4	2						
	B.TECH ECE - PO5	3						
	B.TECH ECE - PO8	2						
	B.TECH ECE - PO9	2						
	B.TECH ECE - PO10	1						
	B.TECH ECE - PO12	3						

COs Attainment for Direct Assessments

COs Attainment for Internal Assessments

Section	Course Outcome	COs Attainment(%)	Total Assignments Created	Assignments used for Outcomes Analysis	Teacher
B.Tech ECE - 2021 - Sem III - ECE2001 - Analog Electronics - SEC-04	ECE2001_CO1	100.00	5	2	varalakshmi.kr@presidencyuniversity.in
	ECE2001_CO2	100.00			
	ECE2001_CO3	100.00			
	ECE2001_CO4	100.00			
	ECE2001_CO5	100.00			
B.Tech ECE - 2021 - Sem III - ECE2001 - Analog Electronics - SEC-01	ECE2001_CO1	81.36	4	4	akshatha.k@presidencyuniversity.in
	ECE2001_CO2	66.10			
	ECE2001_CO3	94.92			
	ECE2001_CO4	66.10			
	ECE2001_CO5	96.61			
	ECE2001_CO6	100.00			
B.Tech ECE - 2021 - Sem III - ECE2001 - Analog Electronics - SEC-06	ECE2001_CO1	59.65	5	4	akshatha.k@presidencyuniversity.in
	ECE2001_CO2	45.61			
	ECE2001_CO3	80.70			
	ECE2001_CO4	50.88			
	ECE2001_CO5	84.21			
	ECE2001_CO6	92.98			
B.Tech ECE - 2021 - Sem III - ECE2001 - Analog Electronics - SEC-02	ECE2001_CO1	96.67	5	4	ashutoshanand@presidencyuniversity.in
	ECE2001_CO2	91.67			
	ECE2001_CO3	100.00			
	ECE2001_CO4	91.67			
	ECE2001_CO5	100.00			
	ECE2001_CO6	100.00			
B.Tech ECE - 2021 - Sem III - ECE2001 - Analog Electronics - SEC-05	ECE2001_CO1	91.67	5	4	ashutoshanand@presidencyuniversity.in
	ECE2001_CO2	88.33			
	ECE2001_CO3	98.33			
	ECE2001_CO4	88.33			
	ECE2001_CO5	100.00			
	ECE2001_CO6	100.00			
B.Tech ECE - 2021 - Sem III - ECE2001 - Analog Electronics - SEC-03	ECE2001_CO1	90.00	5	4	varalakshmi.kr@presidencyuniversity.in
	ECE2001_CO2	88.33			
	ECE2001_CO3	96.67			
	ECE2001_CO4	88.33			
	ECE2001_CO5	98.33			
	ECE2001_CO6	100.00			

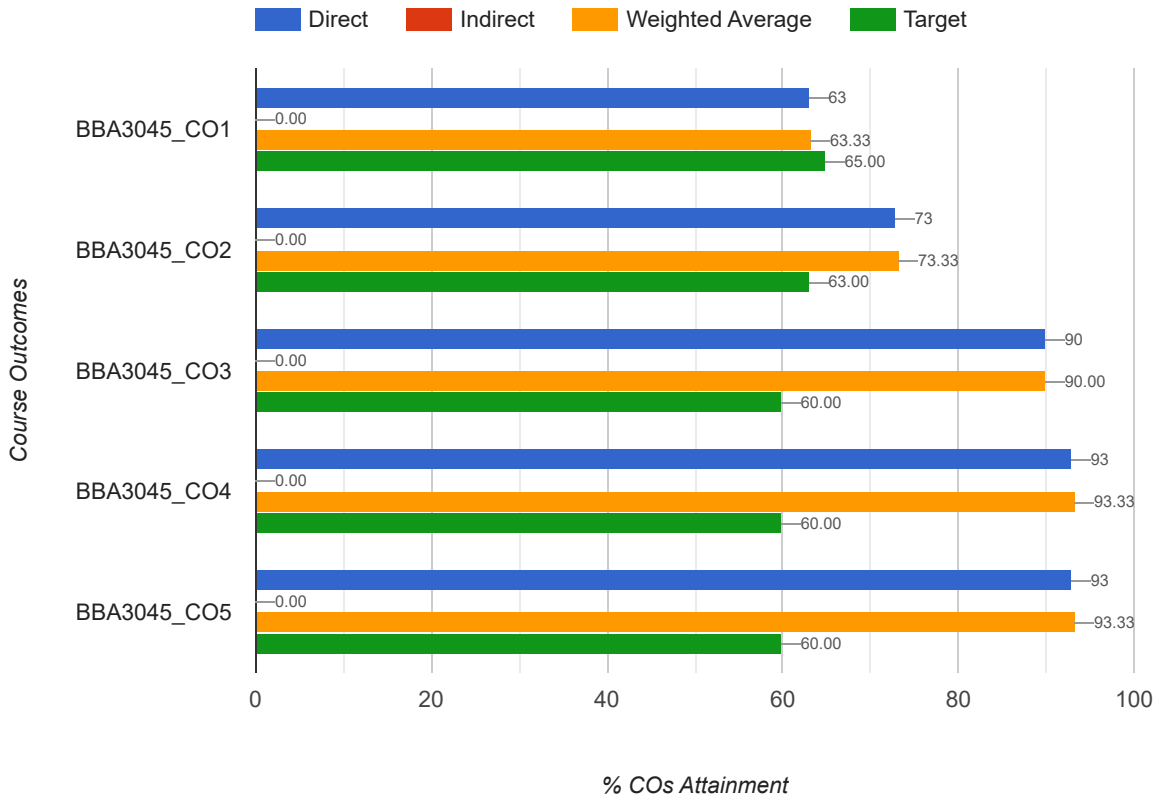
Weighted POs Attainment Contribution

	B.TECH ECE - PO1	B.TECH ECE - PSO1	B.TECH ECE - PO2	B.TECH ECE - PSO2	B.TECH ECE - PO3	B.TECH ECE - PSO3	B.TECH ECE - PO4	B.TECH ECE - PSO4	B.TECH ECE - PO5	B.TECH ECE - PO6	B.TECH ECE - PO7	B.TECH ECE - PO8	B.TECH ECE - PO9	B.TECH ECE - PO10
Search...														
ECE2001_CO1	3.00	0.99	2.01	2.01	-	2.01	-	2.01	0.99	-	-	0.99	2.01	2
ECE2001_CO2	2.01	0.99	3.00	0.99	-	3.00	-	2.01	0.99	-	-	0.99	2.01	2
ECE2001_CO3	3.00	2.01	2.01	2.01	-	0.99	-	2.01	0.99	-	-	0.99	2.01	2
ECE2001_CO4	2.01	0.99	3.00	0.99	-	2.01	-	2.01	0.99	-	-	0.99	2.01	2
ECE2001_CO5	3.00	2.01	2.01	2.01	-	3.00	-	2.01	3.00	-	-	2.01	2.01	0
ECE2001_CO6	3.00	0.99	2.01	2.01	-	3.00	-	2.01	3.00	-	-	2.01	2.01	0
B.Tech ECE - 2021 - Sem III - ECE2001 - Analog Electronics	3.00	3.00	3.00	3.00	-	3.00	-	3.00	3.00	-	-	3.00	3.00	3.00

Formula = $\frac{\sum(\text{Affinity} * \text{Level of attainment})}{\sum \text{Affinity}}$

Attainment of Course Outcomes - Direct & Indirect for BBA ECSCM - 2021 - Sem III - BBA3045 - Quality Management

COs Attainment for Direct Assessments	
Program Name :	BBA E Commerce and Supply Chain Management
Course Code:	BBA3045
Course Title:	BBA ECSCM - 2021 - Sem III - BBA3045 - Quality Management
Batch:	BBA ECSCM 2021-2025




 REGISTRAR


Course Outcome	Mapping with Program Outcome		Attainment % in		Avg Attainment(100% Direct + 0% Indirect)	Target of Attainment	Attainment	Level of Attainment
	POs	Level of Mapping	Direct	Indirect				
BBA3045_CO1	BBA EC-SCM-PO1 BBA EC-SCM-PO2 BBA EC-SCM-PSO2 BBA EC-SCM-PO3 BBA EC-SCM-PSO3 BBA EC-SCM-PO4 BBA EC-SCM-PO5 BBA EC-SCM-PO7	3 2 2 2 2 2 1 3	63.33		63.33	65.00 (2)	Not Attained	2.00
BBA3045_CO2	BBA EC-SCM-PO1 BBA EC-SCM-PO2 BBA EC-SCM-PSO2 BBA EC-SCM-PO3 BBA EC-SCM-PSO3 BBA EC-SCM-PO4 BBA EC-SCM-PO5 BBA EC-SCM-PO6 BBA EC-SCM-PO7	3 2 2 2 2 1 1 3	73.33		73.33	63.00 (2)	Attained	3.00
BBA3045_CO3	BBA EC-SCM-PO1 BBA EC-SCM-PO2 BBA EC-SCM-PSO2 BBA EC-SCM-PO3 BBA EC-SCM-PSO3 BBA EC-SCM-PO4 BBA EC-SCM-PO5 BBA EC-SCM-PO7	2 2 2 2 2 1 3	90.00		90.00	60.00 (2)	Attained	3.00
BBA3045_CO4	BBA EC-SCM-PO1 BBA EC-SCM-PO2 BBA EC-SCM-PSO2 BBA EC-SCM-PO3	3 2 2 2 2 1	93.33		93.33	60.00 (2)	Attained	3.00


 REGISTRAR


Course Outcome	Mapping with Program Outcome		Attainment % in		Avg Attainment(100% Direct + 0% Indirect)	Target of Attainment	Attainment	Level of Attainment
	POs	Level of Mapping	Direct	Indirect				
	BBA EC-SCM-PSO3	1						
	BBA EC-SCM-PO4	2						
	BBA EC-SCM-PO5							
	BBA EC-SCM-PO6							
	BBA EC-SCM-PO7							
BBA3045_CO5	BBA EC-SCM-PO1							
	BBA EC-SCM-PO2							
	BBA EC-SCM-PSO2	2						
	BBA EC-SCM-PO3	2						
	BBA EC-SCM-PSO3	2	93.33		93.33	60.00 (2)	Attained	3.00
	BBA EC-SCM-PO4	2						
	BBA EC-SCM-PO5	1						
	BBA EC-SCM-PO6	1						
	BBA EC-SCM-PO7	2						


 REGISTRAR


COs Attainment for Direct Assessments

COs Attainment for Internal Assessments

Section	Course Outcome	COs Attainment(%)	<u>Total Assignments Created</u>	<u>Assignments used for Outcomes Analysis</u>	Teacher	Recompute and Publish
BBA ECSCM - 2021 - Sem III - BBA3045 - Quality Management - SEC01	BBA3045_CO1	63.33	3	3	chaitra.habbu@presidencyuniversity.in	
	BBA3045_CO2	73.33				
	BBA3045_CO3	90.00				
	BBA3045_CO4	93.33				
	BBA3045_CO5	93.33				


REGISTRAR



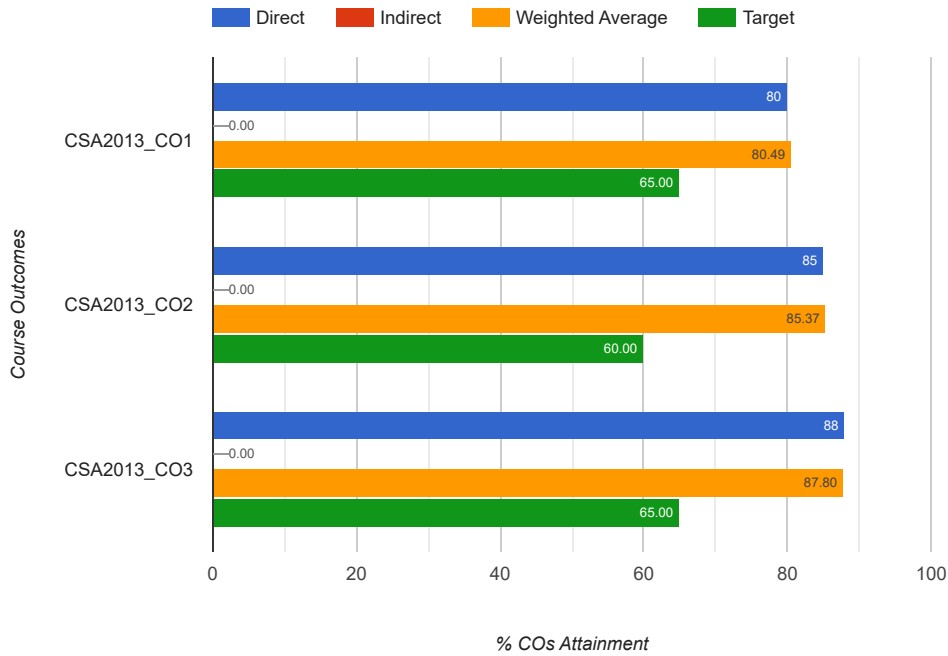
Weighted POs Attainment Contribution

	BBA EC-SCM-PO1	BBA EC-SCM-PSO1	BBA EC-SCM-PO2	BBA EC-SCM-PSO2	BBA EC-SCM-PO3	BBA EC-SCM-PSO3	BBA EC-SCM-PO4	BBA EC-SCM-PSO5	BBA EC-SCM-PO6	BBA EC-SCM-PO7
Search...										
BBA3045_CO1	2.00	-	1.34	1.34	1.34	1.34	1.34	0.66	-	2.00
BBA3045_CO2	3.00	-	2.01	2.01	2.01	2.01	2.01	0.99	0.99	3.00
BBA3045_CO3	2.01	-	2.01	2.01	2.01	2.01	2.01	0.99	-	3.00
BBA3045_CO4	3.00	-	2.01	2.01	2.01	2.01	2.01	0.99	0.99	2.01
BBA3045_CO5	2.01	-	2.01	2.01	2.01	2.01	2.01	0.99	0.99	2.01
BBA ECSCM - 2021 - Sem III - BBA3045 - Quality Management	2.77	-	2.80	2.80	2.80	2.80	2.80	2.80	3.00	2.77

Formula = $\frac{\sum(\text{Affinity} * \text{Level of attainment})}{\sum \text{Affinity}}$

Attainment of Course Outcomes - Direct & Indirect for BCG - 2021 - Sem III - CSA2013 - Game Mechanics and dynamics

COs Attainment for Direct Assessments	
Program Name :	B.Tech Computer Science and Engineering Data Science
Course Code:	CSA2013
Course Title:	BCG - 2021 - Sem III - CSA2013 - Game Mechanics and dynamics
Batch:	B.Tech CDS 2022-26




 REGISTRAR


Course Outcome	Mapping with Program Outcome		Attainment % in		Avg Attainment(100% Direct + 0% Indirect)	Target of Attainment	Attainment	Level of Attainment
	POs	Level of Mapping	Direct	Indirect				
CSA2013_CO1	BCG-PO1	1	80.49		80.49	65.00 (2)	Attained	3.00
	BCG-PSO1	2						
	BCG-PO2	3						
	BCG-PO3	2						
	BCG-PO9	1						
	BCG-PO10	2						
CSA2013_CO2	BCG-PO1	1	85.37		85.37	60.00 (2)	Attained	3.00
	BCG-PSO1	2						
	BCG-PO2	3						
	BCG-PO3	1						
	BCG-PO9	2						
	BCG-PO10	2						
CSA2013_CO3	BCG-PO1	1	87.80		87.80	65.00 (2)	Attained	3.00
	BCG-PSO1	2						
	BCG-PO2	3						
	BCG-PO3	3						
	BCG-PO9	1						
	BCG-PO10	1						


 REGISTRAR



COs Attainment for Direct Assessments

COs Attainment for Internal Assessments

Section	Course Outcome	COs Attainment(%)	Total Assignments Created	Assignments used for Outcomes Analysis	Teacher	Recompute and Publish
BCG - 2021 - Sem III - CSA2013 - Game Mechanics and dynamics - SEC-01	CSA2013_CO1	80.49	3	3	pradeepbaskar@presidencyuniversity.in	
	CSA2013_CO2	85.37				
	CSA2013_CO3	87.80				


REGISTRAR



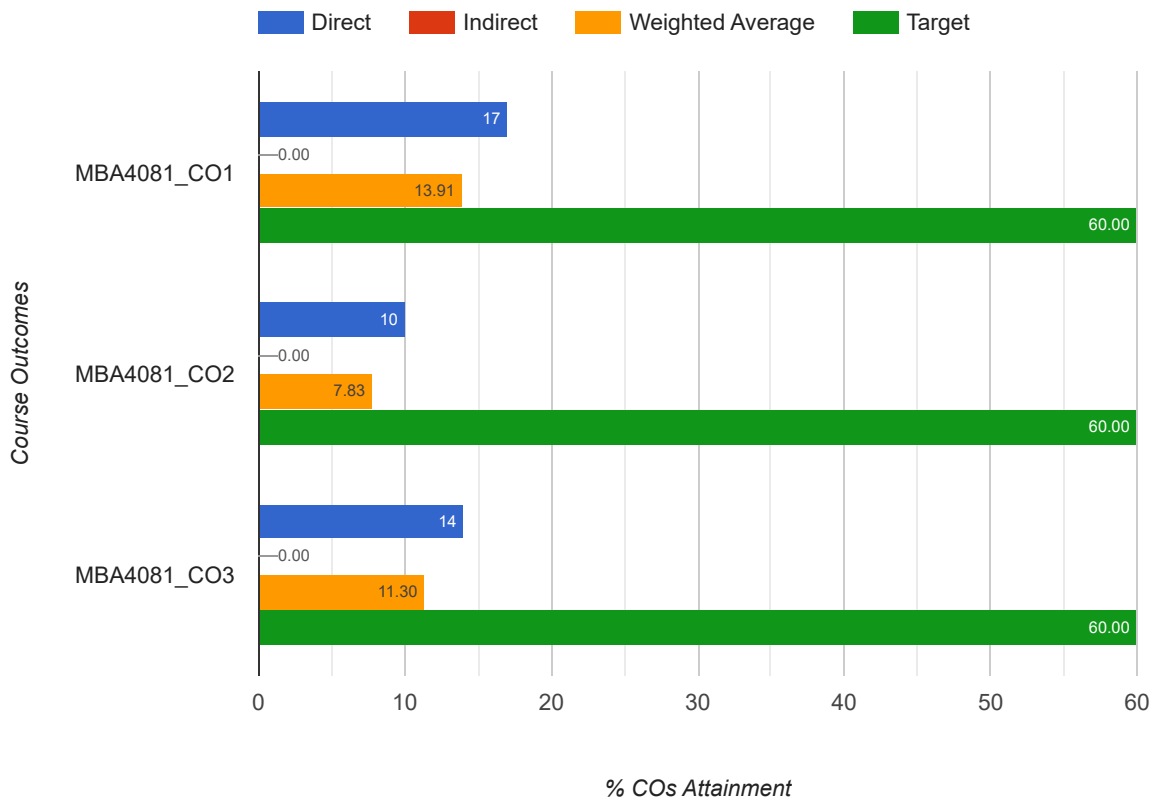
Weighted POs Attainment Contribution

	BCG-PO1	BCG-PSO1	BCG-PO2	BCG-PSO2	BCG-PO3	BCG-PSO3	BCG-PO4	BCG-PO5	BCG-PO6	BCG-PO7	BCG-PO8	BCG-PO9	BCG-PO10	BCG-PO11
Search...														
CSA2013_CO1	0.99	2.01	3.00	-	2.01	-	-	-	-	-	-	0.99	2.01	-
CSA2013_CO2	0.99	2.01	3.00	-	0.99	-	-	-	-	-	-	2.01	2.01	-
CSA2013_CO3	0.99	2.01	3.00	-	3.00	-	-	-	-	-	-	0.99	0.99	-
BCG - 2021 - Sem III - CSA2013 - Game Mechanics and dynamics	3.00	3.00	3.00	-	3.00	-	-	-	-	-	-	3.00	3.00	-

Formula = $\frac{\sum(\text{Affinity} * \text{Level of attainment})}{\sum \text{Affinity}}$

Attainment of Course Outcomes - Direct & Indirect for MBA - 2021 - Sem III - MBA4081 - Marketing of Services - Concepts Strategies and Cases

COs Attainment for Direct Assessments	
Program Name :	B.Com LLB Honors
Course Code:	MBA4081
Course Title:	MBA - 2021 - Sem III - MBA4081 - Marketing of Services - Concepts Strategies and Cases
Batch:	B.Com LLB Honors - 2022-2027




 REGISTRAR


Course Outcome	Mapping with Program Outcome		Attainment % in		Avg Attainment(80% Direct + 20% Indirect)	Target of Attainment	Attainment	Level of Attainment
	POs	Level of Mapping	Direct	Indirect				
MBA4081_CO1	MBA-PO1	1	17.39		13.91	60.00 (2)	Not Attained	1.00
	MBA_PSO1	3						
	MBA-PO2	3						
	MBA_PSO2	2						
	MBA-PO3	2						
	MBA_PSO3	1						
	MBA-PO4	1						
	MBA-PO5	1						
MBA-PO7	1							
MBA4081_CO2	MBA-PO1	2	9.78		7.83	60.00 (2)	Not Attained	1.00
	MBA_PSO1	3						
	MBA-PO2	3						
	MBA_PSO2	3						
	MBA-PO3	3						
	MBA-PO6	1						
	MBA-PO7	1						
MBA4081_CO3	MBA-PO1	3	14.13		11.30	60.00 (2)	Not Attained	1.00
	MBA_PSO1	3						
	MBA-PO2	3						
	MBA_PSO2	3						
	MBA-PO3	3						
	MBA_PSO3	1						
MBA-PO6	1							


 REGISTRAR



COs Attainment for Direct Assessments

COs Attainment for Internal Assessments

Section	Course Outcome	COs Attainment(%)	Total Assignments Created	Assignments used for Outcomes Analysis	Teacher	Recompute and Publish
MBA - 2021 - Sem III - MBA4081 - Marketing of Services - Concepts Strategies and Cases - SEC-01	MBA4081_CO1	15.22	3	3	pratikamishra@presidencyuniversity.in	
	MBA4081_CO2	10.87				
	MBA4081_CO3	13.04				
MBA - 2021 - Sem III - MBA4081 - Marketing of Services - Concepts Strategies and Cases - SEC-02	MBA4081_CO1	19.57	3	3	aurobindo.k@presidencyuniversity.in	
	MBA4081_CO2	8.70				
	MBA4081_CO3	15.22				

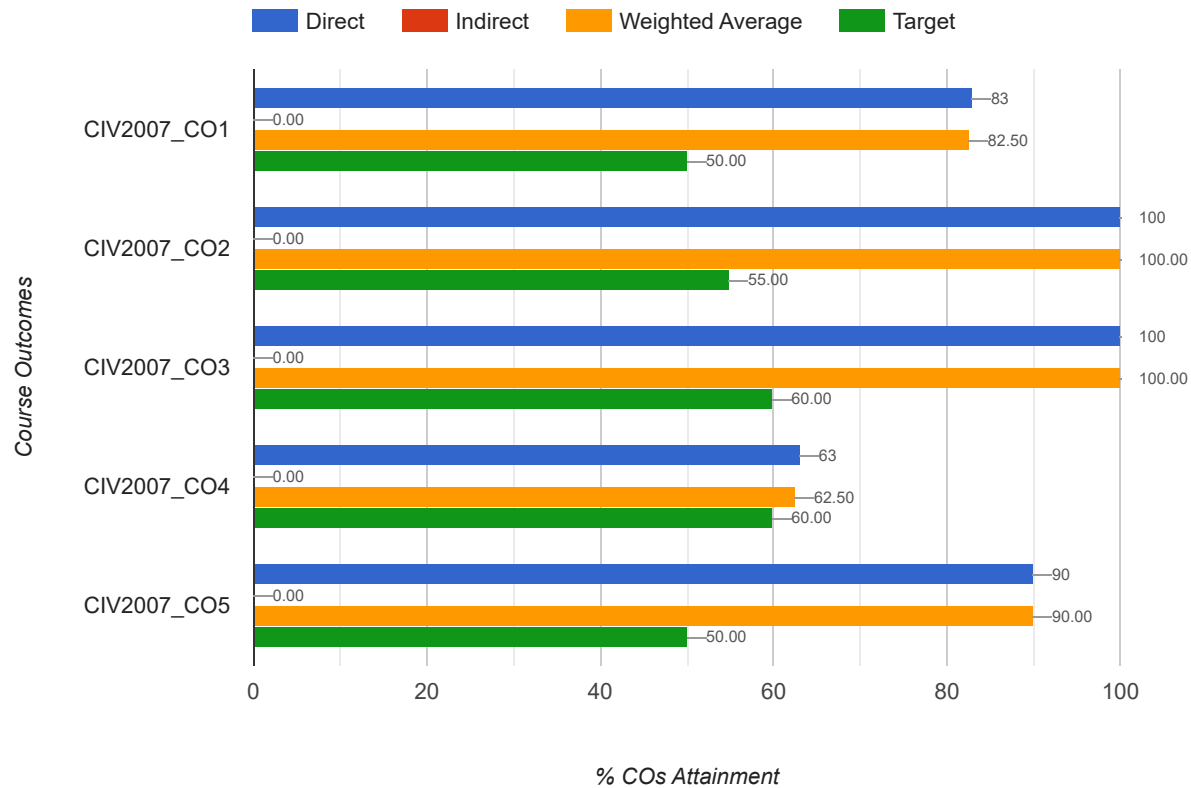
Weighted POs Attainment Contribution

	MBA-PO1	MBA_PSO1	MBA-PO2	MBA_PSO2	MBA-PO3	MBA_PSO3	MBA-PO4	MBA-PO5	MBA-PO6	MBA-PO7
Search...										
MBA4081_CO1	0.33	1.00	1.00	0.67	0.67	0.33	0.33	0.33	-	0.33
MBA4081_CO2	0.67	1.00	1.00	1.00	1.00	-	-	-	0.33	0.33
MBA4081_CO3	1.00	1.00	1.00	1.00	1.00	0.33	-	-	0.33	-
MBA - 2021 - Sem III - MBA4081 - Marketing of Services - Concepts Strategies and Cases	1.00	1.00	1.00	1.00	1.00	1.00	1.00	1.00	1.00	1.00

Formula = $\frac{\sum(\text{Affinity} * \text{Level of attainment})}{\sum \text{Affinity}}$

Attainment of Course Outcomes - Direct & Indirect for B.Tech Civil - 2021 - Sem III - CIV2007 - Strength of Materials

COs Attainment for Direct Assessments	
Program Name :	B.Tech Civil Engineering
Course Code:	CIV2007
Course Title:	B.Tech Civil - 2021 - Sem III - CIV2007 - Strength of Materials
Batch:	B.Tech Civil - 2021-2024




 REGISTRAR



 REGISTRAR


Course Outcome	Mapping with Program Outcome		Attainment % in		Avg Attainment(100% Direct + 0% Indirect)	Target of Attainment	Attainment	Level of Attainment							
	POs	Level of Mapping	Direct	Indirect											
CIV2007_CO1	BTECH_Civil_PO1	3	82.50		82.50	50.00 (2)	Attained	3.00							
	BTECH_Civil_PSO1	3													
	BTECH_Civil_PO2	3													
	BTECH_Civil_PSO2	3													
	BTECH_Civil_PO3	1													
	BTECH_Civil_PSO3	2													
	BTECH_Civil_PO4	1													
	BTECH_Civil_PO5	1													
	BTECH_Civil_PO9	1													
	BTECH_Civil_PO10	1													
	BTECH_Civil_PO12	3													
	CIV2007_CO2	BTECH_Civil_PO1							3	100.00		100.00	55.00 (2)	Attained	3.00
BTECH_Civil_PSO1		3													
BTECH_Civil_PO2		3													
BTECH_Civil_PSO2		3													
BTECH_Civil_PO3		3													
BTECH_Civil_PSO3		1													
BTECH_Civil_PO4		1													
BTECH_Civil_PO5		1													
BTECH_Civil_PO10		1													
BTECH_Civil_PO12		1													
CIV2007_CO3		BTECH_Civil_PO1	3	100.00		100.00	60.00 (2)	Attained	3.00						
		BTECH_Civil_PSO1	1												
	BTECH_Civil_PO2	3													
	BTECH_Civil_PSO2	3													
	BTECH_Civil_PO3	2													
	BTECH_Civil_PSO3	1													
	BTECH_Civil_PO5	1													
	BTECH_Civil_PO9	1													
	BTECH_Civil_PO10	1													
	BTECH_Civil_PO12	1													
	CIV2007_CO4	BTECH_Civil_PO1	3							62.50		62.50	60.00 (2)	Attained	3.00
		BTECH_Civil_PSO1	3												
BTECH_Civil_PO2		3													
BTECH_Civil_PSO2		3													
BTECH_Civil_PO3		3													
BTECH_Civil_PSO3		1													
BTECH_Civil_PO4		1													
BTECH_Civil_PO5		1													
BTECH_Civil_PO9		1													
BTECH_Civil_PO12		1													


 REGISTRAR



 REGISTRAR


Course Outcome	Mapping with Program Outcome		Attainment % in		Avg Attainment(100% Direct + 0% Indirect)	Target of Attainment	Attainment	Level of Attainment
	POs	Level of Mapping	Direct	Indirect				
	BTECH_Civil_PO10	1						
	BTECH_Civil_PO12	2						
CIV2007_CO5			90.00		90.00	50.00 (2)	Attained	3.00


 REGISTRAR



 REGISTRAR


COs Attainment for Direct Assessments

COs Attainment for Internal Assessments

Section	Course Outcome	COs Attainment(%)	Total Assignments Created	Assignments used for Outcomes Analysis	Teacher
B.Tech Civil - 2021 - Sem III - CIV2007 - Strength of Materials - SEC-01	CIV2007_CO1	82.50	3	3	gopalakrishnan@presidencyuniversity.in
	CIV2007_CO2	100.00			
	CIV2007_CO3	100.00			
	CIV2007_CO4	62.50			
	CIV2007_CO5	90.00			


REGISTRAR



REGISTRAR


Weighted POs Attainment Contribution

	BTECH_Civil_PO1	BTECH_Civil_PSO1	BTECH_Civil_PO2	BTECH_Civil_PSO2	BTECH_Civil_PO3	BTECH_Civil_PSO3	BTECH_Civil_PO4	BTECH_Civil_PSO4	BTECH_Civil_PO5	BTECH_Civil_PO6	BTECH_Civil_PO7	BTECH_Civil_PO8	BTECH_Civil_PO9	BTECH_Civil_PO10	BTECH_Civil_PO11	BTECH_Civil_PO12
Search...																
CIV2007_CO1	3.00	3.00	3.00	3.00	0.99	2.01	0.99	-	0.99	-	-	-	0.99	0.99	-	3.00
CIV2007_CO2	3.00	3.00	3.00	3.00	3.00	0.99	0.99	-	0.99	-	-	-	-	0.99	-	0.99
CIV2007_CO3	3.00	0.99	3.00	3.00	2.01	0.99	-	-	0.99	-	-	-	0.99	0.99	-	0.99
CIV2007_CO4	3.00	3.00	3.00	3.00	3.00	0.99	0.99	-	0.99	-	-	-	0.99	0.99	-	2.01
CIV2007_CO5	-	-	-	-	-	-	-	-	-	-	-	-	-	-	-	-
B.Tech Civil - 2021 - Sem III - CIV2007 - Strength of Materials	3.00	3.00	3.00	3.00	3.00	3.00	3.00	-	3.00	-	-	-	3.00	3.00	-	3.00

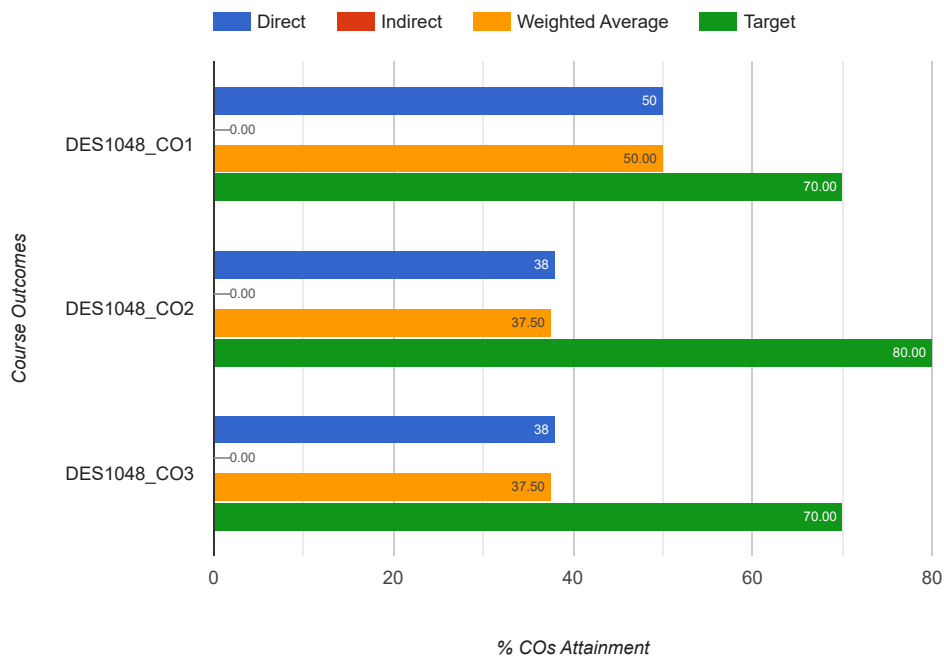
Formula = $\frac{\sum(\text{Affinity} * \text{Level of attainment})}{\sum \text{Affinity}}$

Sanne
REGISTRAR
PRESIDENCY UNIVERSITY
BANGALORE

Sanne
REGISTRAR
PRESIDENCY UNIVERSITY
BANGALORE

Attainment of Course Outcomes - Direct & Indirect for BDS - 2021 - Sem III - DES1048 - Colour Theory for Interior Design

COs Attainment for Direct Assessments	
Program Name :	B.Des. Space Design
Course Code:	DES1048
Course Title:	BDS - 2021 - Sem III - DES1048 - Colour Theory for Interior Design
Batch:	BDS 2021-2025




 REGISTRAR
 

Course Outcome	Mapping with Program Outcome		Attainment % in		Avg Attainment(100% Direct + 0% Indirect)	Target of Attainment	Attainment	Level of Attainment
	POs	Level of Mapping	Direct	Indirect				
DES1048_CO1	BDS_PO1	1	50.00		50.00	70.00 (2)	Not Attained	2.00
	BDS_PSO1	2						
	BDS_PSO2	2						
	BDS_PSO3	3						
	BDS_PO10	2						
	BDS_PO11	1						
	BDS_PO12	2						
DES1048_CO2	BDS_PO1	2	37.50		37.50	80.00 (2)	Not Attained	1.00
	BDS_PSO1	3						
	BDS_PSO2	3						
	BDS_PSO3	3						
	BDS_PO10	2						
	BDS_PO11	3						
	BDS_PO12	2						
DES1048_CO3	BDS_PO1	3	37.50		37.50	70.00 (2)	Not Attained	1.00
	BDS_PSO1	1						
	BDS_PSO2	2						
	BDS_PSO3	3						
	BDS_PO10	3						
	BDS_PO11	3						
	BDS_PO12	3						


 REGISTRAR


COs Attainment for Direct Assessments

COs Attainment for Internal Assessments

Section	Course Outcome	COs Attainment(%)	Total Assignments Created	Assignments used for Outcomes Analysis	Teacher
BDS - 2021 - Sem III - DES1048 - Colour Theory for Interior Design - Section I	DES1048_CO1	50.00	3	3	kruthika.m@presidencyuniversity.in
	DES1048_CO2	37.50			
	DES1048_CO3	37.50			


REGISTRAR



Weighted POs Attainment Contribution

	BDS_PO1	BDS_PSO1	BDS_PO2	BDS_PSO2	BDS_PO3	BDS_PSO3	BDS_PO4	BDS_PO5	BDS_PO6	BDS_PO7	BDS_PO8	BDS_PO9	BDS_PO10	BDS_PO11
Search...														
DES1048_CO1	0.66	1.34	-	1.34	-	2.00	-	-	-	-	-	-	1.34	0.66
DES1048_CO2	0.67	1.00	-	1.00	-	1.00	-	-	-	-	-	-	0.67	1.00
DES1048_CO3	1.00	0.33	-	0.67	-	1.00	-	-	-	-	-	-	1.00	1.00
BDS - 2021 - Sem III - DES1048 - Colour Theory for Interior Design	1.17	1.33	-	1.29	-	1.33	-	-	-	-	-	-	1.29	1.14

Formula = $\frac{\sum(\text{Affinity} * \text{Level of attainment})}{\sum \text{Affinity}}$