



PRESIDENCY UNIVERSITY

Private University Estd. in Karnataka State by Act No. 41 of 2013
Itgalpura, Rajankunte, Yelahanka, Bengaluru – 560064



PRESIDENCY SCHOOL OF COMPUTER SCIENCE AND ENGINEERING

Program Regulations and Curriculum

2025-2029

BACHELOR OF TECHNOLOGY (B.Tech.) in Information Science and Engineering

B. Tech. [ISE]

**based on Choice Based Credit System (CBCS) and Outcome Based
Education (OBE)**

Regulation Number: PU/AC-26.9/SoCSE6/ISE/2025-2029

**Resolution No. 9 of the 26th Meeting of the Academic Council held on 25th July 2025, and ratified by the
Board of Management in its 27th Meeting held on 28th July 2025.**

July 2025

Table of Contents

Clause No.	Contents	Page Number
PART A – PROGRAM REGULATIONS		
1.	Vision & Mission of the University and the School / Department	
2.	Preamble to the Program Regulations and Curriculum	
3.	Short Title and Applicability	
4.	Definitions	
5.	Program Description	
6.	Minimum and Maximum Duration	
7.	Programme Educational Objectives (PEO)	
8.	Programme Outcomes (PO) and Programme Specific Outcomes (PSO)	
9.	Admission Criteria (as per the concerned Statutory Body)	
10.	Lateral Entry / Transfer Students requirements	
11.	Change of Branch / Discipline / Specialization	
12.	Specific Regulations regarding Assessment and Evaluation	
13.	Additional clarifications - Rules and Guidelines for Transfer of Credits from MOOC, etc.	
PART B: PROGRAM STRUCTURE		
14.	Structure / Component with Credit Requirements Course Baskets & Minimum Basket wise Credit Requirements	
15.	Minimum Total Credit Requirements of Award of Degree	
16.	Other Specific Requirements for Award of Degree, if any, as prescribed by the Statutory Bodies	
PART C: CURRICULUM STRUCTURE		
17.	Curriculum Structure – Basket Wise Course List	
18.	Practical / Skill based Courses – Internships / Thesis / Dissertation / Capstone Project Work / Portfolio / Mini project	
19.	List of Elective Courses under various Specializations / Stream Basket	
20.	List of Open Electives to be offered by the School / Department (Separately for ODD and EVEN Semesters).	
21.	List of MOOC Courses	
22.	Recommended Semester Wise Course Structure / Flow including the Program / Professional Elective Paths / Options	

23.	Course Catalogue of all Courses Listed including the Courses Offered by other School / Department and Discipline / Program Electives	
-----	--	--

1. Vision & Mission of the University and the School / Department

1.1 Vision of the University

To be a Value-driven Global University, excelling beyond peers and creating professionals of integrity and character, having concern and care for society.

1.2 Mission of the University

- Commit to be an innovative and inclusive institution by seeking excellence in teaching, research and knowledge-transfer.
- Pursue Research and Development and its dissemination to the community, at large.
- Create, sustain and apply learning in an interdisciplinary environment with consideration for ethical, ecological and economic aspects of nation building.
- Provide knowledge-based technological support and services to the industry in its growth and development.
- To impart globally-applicable skill-sets to students through flexible course offerings and support industry's requirement and inculcate a spirit of new-venture creation.

1.3 Vision of Presidency School of Computer Science and Engineering

To be a value based, practice-driven School of Computer Science and Engineering, committed to developing globally-competent Engineers, dedicated to developing cutting-edge technology, towards enhancing Quality of Life.

1.4 Mission of Presidency School of Computer Science and Engineering

- Cultivate a practice-driven environment, with computing-based pedagogy, integrating theory and practice.
- Attract and nurture world-class faculty to excel in Teaching and Research, in the realm of Computing Sciences.
- Establish state-of-the-art computing facilities, for effective Teaching and Learning experiences.
- Promote Interdisciplinary Studies to nurture talent for global impact.
- Instill Entrepreneurial and Leadership Skills to address Social, Environmental and Community-needs.

2. Preamble to the Program Regulations and Curriculum

This is the subset of Academic Regulations and it is to be followed as a requirement for the award of B.Tech degree.

The Curriculum is designed to take into the factors listed in the Choice Based Credit System (CBCS) with focus on Social Project Based Learning, Industrial Training, and Internship to enable the students to become eligible and fully equipped for employment in industries, choose higher studies or entrepreneurship.

In exercise of the powers conferred by and in discharge of duties assigned under the relevant provision(s) of the Act, Statutes and Academic Regulations, the Academic Council hereby makes the following Regulations.

3. Short Title and Applicability

- a. These Regulations shall be called the Bachelor of Technology Degree Program Regulations and Curriculum 2025-2029.

- b. These Regulations are subject to, and pursuant to the Academic Regulations 2025.
- c. These Regulations shall be applicable to the ongoing Bachelor of Technology Degree Programs of the 2025-2029 batch, and to all other Bachelor of Technology Degree Programs which may be introduced in future.
- d. These Regulations shall supersede all the earlier Bachelor of Technology Degree Program Regulations and Curriculum, along with all the amendments thereto.
- e. These Regulations shall come into force from the Academic Year 2024-2025.

4. Definitions

In these Regulations, unless the context otherwise requires:

- a. *"Academic Calendar" means the schedule of academic and miscellaneous events as approved by the Vice Chancellor;*
- b. *"Academic Council" means the Academic Council of the University;*
- c. *"Academic Regulations" means the Academic Regulations, of the University;*
- d. *"Academic Term" means a Semester or Summer Term;*
- e. *"Act" means the Presidency University Act, 2013;*
- f. *"AICTE" means All India Council for Technical Education;*
- g. *"Basket" means a group of courses bundled together based on the nature/type of the course;*
- h. *"BOE" means the Board of Examinations of the University;*
- i. *"BOG" means the Board of Governors of the University;*
- j. *"BOM" means the Board of Management of the University;*
- k. *"BOS" means the Board of Studies of a particular Department/Program of Study of the University;*
- l. *"CGPA" means Cumulative Grade Point Average as defined in the Academic Regulations;*
- m. *"Clause" means the duly numbered Clause, with Sub-Clauses included, if any, of these Regulations;*
- n. *"COE" means the Controller of Examinations of the University;*
- o. *"Course In Charge" means the teacher/faculty member responsible for developing and organising the delivery of the Course;*
- p. *"Course Instructor" means the teacher/faculty member responsible for teaching and evaluation of a Course;*
- q. *"Course" means a specific subject usually identified by its Course-code and Course-title, with specified credits and syllabus/course-description, a set of references, taught by some teacher(s)/course-instructor(s) to a specific class (group of students) during a specific Academic Term;*
- r. *"Curriculum Structure" means the Curriculum governing a specific Degree Program offered by the University, and, includes the set of Baskets of Courses along with minimum credit requirements to be earned under each basket for a degree/degree with specialization/minor/honours in addition to the relevant details of the Courses and Course catalogues (which describes the Course content and other important information about the Course). Any specific requirements for a particular program may be brought into the Curriculum structure of the specific program and relevant approvals should be taken from the BOS and Academic Council at that time.*
- s. *"DAC" means the Departmental Academic Committee of a concerned Department/Program of Study of the University;*
- t. *"Dean" means the Dean / Director of the concerned School;*
- u. *"Degree Program" includes all Degree Programs;*
- v. *"Department" means the Department offering the degree Program(s) / Course(s) / School offering the concerned Degree Programs / other Administrative Offices;*
- w. *"Discipline" means specialization or branch of B.Tech. Degree Program;*

- x. "HOD" means the Head of the concerned Department;
- y. "L-T-P-C" means Lecture-Tutorial-Practical-Credit – refers to the teaching – learning periods and the credit associated;
- z. "MOOC" means Massive Open Online Courses;
- aa. "MOU" means the Memorandum of Understanding;
- bb. "NPTEL" means National Program on Technology Enhanced Learning;
- cc. "Parent Department" means the department that offers the Degree Program that a student undergoes;
- dd. "Program Head" means the administrative head of a particular Degree Program/s;
- ee. "Program Regulations" means the Bachelor of Technology Degree Program Regulations and Curriculum, 2022-2026;
- ff. "Program" means the Bachelor of Technology (B.Tech.) Degree Program;
- gg. "PSOE" means the Presidency School of Engineering;
- hh. "Registrar" means the Registrar of the University;
- ii. "School" means a constituent institution of the University established for monitoring, supervising and guiding, teaching, training and research activities in broadly related fields of studies;
- jj. "Section" means the duly numbered Section, with Clauses included in that Section, of these Regulations;
- kk. "SGPA" means the Semester Grade Point Average as defined in the Academic Regulations;
- ll. "Statutes" means the Statutes of Presidency University;
- mm. "Sub-Clause" means the duly numbered Sub-Clause of these Program Regulations;
- nn. "Summer Term" means an additional Academic Term conducted during the summer break (typically in June-July) for a duration of about eight (08) calendar weeks, with a minimum of thirty (30) University teaching days;
- oo. "SWAYAM" means Study Webs of Active Learning for Young Aspiring Minds.
- pp. "UGC" means University Grant Commission;
- qq. "University" means Presidency University, Bengaluru; and
- rr. "Vice Chancellor" means the Vice Chancellor of the University.

5. Program Description

The Bachelor of Technology Degree Program Regulations and Curriculum 2022-2026 are subject to, and, pursuant to the Academic Regulations, 2021. These Program Regulations shall be applicable to the following ongoing Bachelor of Technology (B.Tech.) Degree Programs of 2022-2026 offered by the Presidency School of Computer Science and Engineering (PSCS):

1. Bachelor of Technology in Computer Science and Engineering, abbreviated as B.Tech. Computer Science and Engineering;
2. Bachelor of Technology in Computer Science and Technology (Big Data), abbreviated as B.Tech. Computer Science and Technology (Big Data);
3. Bachelor of Technology in Computer Science and Engineering (Block Chain), abbreviated as B.Tech. Computer Science and Engineering (Block Chain);
4. Bachelor of Technology in Computer Science and Technology (Dev Ops), abbreviated as B.Tech. Computer Science and Technology (Dev Ops);
5. Bachelor of Technology in Computer Science and Engineering (Cyber Security), abbreviated as B.Tech. Computer Science and Engineering (Cyber Security);
6. Bachelor of Technology in Computer Science and Engineering (Internet of Things), abbreviated as B.Tech. Computer Science and Engineering (Internet of Things);
7. Bachelor of Technology in Computer Science and Engineering (Data Science), abbreviated as B.Tech. Computer Science and Engineering (Data Science);
8. Bachelor of Technology in Computer Science and Technology (Artificial Intelligence and

- Machine Learning), abbreviated as B.Tech. Computer Science and Technology (Artificial Intelligence and Machine Learning);
9. Bachelor of Technology in Information Science and Technology, abbreviated as B.Tech. Information Science and Technology;
 10. Bachelor of Technology in Computer Science and Information Technology, abbreviated as B.Tech. Computer Science and Information Technology;
 11. Bachelor of Technology in Computer Science and Engineering (Networks), abbreviated as B.Tech. Computer Science and Engineering (Networks);
 12. Bachelor of Technology in Computer Engineering (Artificial Intelligence and Machine Learning), abbreviated as B.Tech. Computer Engineering (Artificial Intelligence and Machine Learning);
 13. Bachelor of Technology in Information Science and Engineering (Artificial Intelligence and Robotics), abbreviated as B.Tech. Information Science and Engineering (Artificial Intelligence and Robotics); and
 14. Bachelor of Technology in Computer Science and Engineering (Artificial Intelligence and Machine Learning) abbreviated as B.Tech. Computer Science and Engineering (Artificial Intelligence and Machine Learning);
 15. B. Tech Robotics and Artificial Intelligence
 16. B. Tech Artificial Intelligence and Data Science

5.1 These Program Regulations shall be applicable to other similar programs, which may be introduced in future.

5.2 These Regulations may evolve and get amended or modified or changed through appropriate approvals from the Academic Council, from time to time, and shall be binding on all concerned.

5.3 The effect of periodic amendments or changes in the Program Regulations, on the students admitted in earlier years, shall be dealt with appropriately and carefully, so as to ensure that those students are not subjected to any unfair situation whatsoever, although they are required to conform to these revised Program Regulations, without any undue favour or considerations

6. Minimum and Maximum Duration

- 6.1 Bachelor of Technology Degree Program is a Four-Year, Full-Time Semester based program. The minimum duration of the B.Tech. Program is four (04) years and each year comprises of two academic Semesters (Odd and Even Semesters) and hence the duration of the B.Tech. program is eight (08) Semesters.
- 6.2 A student who for whatever reason is not able to complete the Program within the normal period or the minimum duration (number of years) prescribed for the Program, may be allowed a period of two years beyond the normal period to complete the mandatory minimum credits requirement as prescribed by the concerned Program Regulations and Curriculum. In general, the permissible maximum duration (number of years) for completion of Program is 'N' + 2 years, where 'N' stands for the normal or minimum duration (number of years) for completion of the concerned Program as prescribed by the concerned Program Regulations and Curriculum.
- 6.3 The time taken by the student to improve Grades/CGPA, and in case of temporary withdrawal/re-joining (Refer to Clause 16.1 of Academic Regulations), shall be counted in the permissible maximum duration for completion of a Program.
- 6.4 In exceptional circumstances, such as temporary withdrawal for medical exigencies where there is a prolonged hospitalization and/or treatment, as certified through hospital/medical records, women students requiring extended maternity break (certified by registered medical practitioner), and, outstanding sportspersons representing the

University/State/India requiring extended time to participate in National/International sports events, a further extension of one (01) year may be granted on the approval of the Academic Council.

- 6.5 The enrolment of the student who fails to complete the mandatory requirements for the award of the concerned Degree (refer Section 19.0 of Academic Regulations) in the prescribed maximum duration (Clauses 18.1 and 18.2 of Academic Regulations), shall stand terminated and no Degree shall be awarded.

7 Programme Educational Objectives (PEO)

After four years of successful completion of the program, the graduates shall be:

PEO1. Demonstrate as a Computer Engineering Professional.

PEO2. Engage in lifelong learning through research and professional development,

PEO3. Serve as a leader in the profession through consultancy, extension activities or entrepreneurship.

8 Programme Outcomes (PO) and Programme Specific Outcomes (PSO)

8.1 Programme Outcomes (PO)

On successful completion of the Program, the students shall be able to:

PO1: Engineering Knowledge: Apply knowledge of mathematics, natural science, computing, engineering fundamentals and an engineering specialization to develop to the solution of complex engineering problems.

PO2: Problem Analysis: Identify, formulate, review research literature and analyze complex engineering problems reaching substantiated conclusions with consideration for sustainable development.

PO3: Design/Development of Solutions: Design creative solutions for complex engineering problems and design/develop systems/components/processes to meet identified needs with consideration for the public health and safety, whole-life cost, net zero carbon, culture, society and environment as required.

PO4: Conduct Investigations of Complex Problems: Conduct investigations of complex engineering problems using research-based knowledge including design of experiments, modelling, analysis & interpretation of data to provide valid conclusions.

PO5: Engineering Tool Usage: Create, select and apply appropriate techniques, resources and modern engineering & IT tools, including prediction and modelling recognizing their limitations to solve complex engineering problems.

PO6: The Engineer and The World: Analyze and evaluate societal and environmental aspects while solving complex engineering problems for its impact on sustainability with reference to economy, health, safety, legal framework, culture and environment.

PO7: Ethics: Apply ethical principles and commit to professional ethics, human values, diversity and inclusion; adhere to national & international laws.

PO8: Individual and Collaborative Team work: Function effectively as an individual, and as a member or leader in diverse/multi-disciplinary teams.

PO9: Communication: Communicate effectively and inclusively within the engineering community and society at large, such as being able to comprehend and write effective reports and design documentation, make effective presentations considering cultural, language, and learning differences

PO10: Project Management and Finance: Apply knowledge and understanding of engineering management principles and economic decision-making and apply these to one's own work, as a member and leader in a team, and to manage projects and in multidisciplinary environments.

PO11: Life-Long Learning: Recognize the need for, and have the preparation and ability for i) independent and life-long learning ii) adaptability to new and emerging technologies and iii) critical thinking in the broadest context of technological change.

8.2 Program Specific Outcomes (PSOs):

On successful completion of the Program, the students shall be able to:

PSO 1: Show a deep understanding of the principles of information science to explain essential concepts, solve computational problems using theory learnt, and create systems and applications that are both reliable and efficient.

PSO2: Utilize programming capabilities, software engineering tools, and subject knowledge to develop hands-on applications, supporting students in pursuing careers in software development, academic advancement, research, or entrepreneurial initiatives.

PSO3: Analyze and optimize information systems using appropriate methodologies to enhance performance and scalability.

9 Admission Criteria (as per the concerned Statutory Body)

The University admissions shall be open to all persons irrespective of caste, class, creed, gender or nation. All admissions shall be made on the basis of merit in the qualifying examinations; provided that forty percent of the admissions in all Programs of the University shall be reserved for the students of Karnataka State and admissions shall be made through a Common Entrance Examination conducted by the State Government or its agency and seats shall be allotted as per the merit and reservation policy of the State Government from time to time. The admission criteria to the B.Tech. Program is listed in the following Sub-Clauses:

- 9.1 An applicant who has successfully completed Pre-University course or Senior Secondary School course (+2) or equivalent such as (11+1), 'A' level in Senior School Leaving Certificate Course from a recognized university of India or outside or from Senior Secondary Board or equivalent, constituted or recognized by the Union or by the State Government of that Country for the purpose of issue of qualifying certificate on successful completion of the course, may apply for and be admitted into the Program.
- 9.2 Provided further, the applicant must have taken Physics and Mathematics as compulsory subjects in the Pre-University / Higher Secondary / (10+2) / (11+1) examination, along with either Chemistry / Biology / Electronics / Computer Science / Biotechnology subject, and, the applicant must have obtained a minimum of 45% of the total marks (40% in case of candidates belonging to the Reserved Category as classified by the Government of Karnataka) in these subjects taken together.
- 9.3 The applicant must have appeared for Joint Entrance Examinations (JEE) Main / JEE (Advanced) / Karnataka CET / COMED-K, or any other State-level Engineering Entrance Examinations.
- 9.4 Reservation for the SC / ST and other backward classes shall be made in accordance with the directives issued by the Government of Karnataka from time to time.
- 9.5 Admissions are offered to Foreign Nationals and Indians living abroad in accordance with the rules applicable for such admission, issued from time to time, by the Government of India.
- 9.6 Candidates must fulfil the medical standards required for admission as prescribed by the University.
- 9.7 If, at any time after admission, it is found that a candidate had not in fact fulfilled all the requirements stipulated in the offer of admission, in any form whatsoever, including possible misinformation and any other falsification, the Registrar shall report the matter to the Board of Management (BOM), recommending revoking the admission of the candidate.
- 9.8 The decision of the BOM regarding the admissions is final and binding.

10 Lateral Entry / Transfer Students requirements

10.1 Lateral Entry

The University admits students directly to the second year (3rd Semester) of the B.Tech. Degree program as per the provisions and/or regulations of the Government of Karnataka pertaining to the "Lateral Entry" scheme announced by the Government from time to time. Further, the general conditions and rules governing the provision of Lateral Entry to the B.Tech. Program of the University are listed in the following Sub-Clauses:

- 10.1.1 Admission to 2nd year (3rd Semester) of the B.Tech. Degree program shall be open to the candidates who are holders of a 3-year Diploma in Engineering (or equivalent qualification as recognized by the University), who have secured not less than forty-five percentage (45%) marks in the final year examination (5th and 6th Semesters of the Diploma Program) in the appropriate branch of Engineering. Provided that, in case of SC / ST and OBC candidates from Karnataka the minimum marks for eligibility shall be forty percent (40%).
- 10.1.2 Provided further that, candidates seeking Lateral Entry may be required to complete specified bridge Courses as prescribed by the University. Such bridge Courses, if any, shall not be included in the CGPA computations.
- 10.1.3 All the existing Regulations and Policies of the University shall be binding on all the students admitted to the Program through the provision of Lateral Entry.
- 10.1.4 The Course requirements prescribed for the 1st Year of the B.Tech. Program shall be waived for the student(s) admitted through Lateral Entry and the duration of the B.Tech. Program for such students is three (03) years, commencing from the 3rd Semester (commencement of the 2nd Year) of the B.Tech. Program and culminating with the 8th Semester (end of the 4th Year) of the B.Tech. Program.
- 10.1.5 Provided that, if a Lateral Entry student misses any mandatory program specific courses that are typically offered in the 1st year (1st or 2nd semesters), then those courses must be cleared by the students as soon as possible, preferably during the Summer Term.
- 10.1.6 The existing Program Regulations of the concerned Program to which the student is admitted through the provision of Lateral Entry shall be binding on the student with effect from the 3rd Semester of the Program. i.e., the Program Structure and Curriculum from the 3rd to 8th Semesters of the Program concerned shall be binding on the student admitted through Lateral Entry. Further, any revisions / amendments made to the Program Regulations thereafter, shall be binding on all the students of the concerned Program.
- 10.1.7 All the Courses (and the corresponding number of Credits) prescribed for the 1st Year of the concerned B.Tech. Program shall be waived for the student(s) admitted to the concerned B.Tech Program through Lateral Entry. Further, the *Minimum Credit Requirements* for the award of the B.Tech. Degree in the concerned Program shall be prescribed / calculated as follows:

The **Minimum Credit Requirements** for the award of the Bachelor of Technology (B.Tech.) Degree prescribed by the concerned Bachelor of Technology Degree Program Regulations and Curriculum, 2024-2028, minus the number of Credits prescribed / accepted by the Equivalence Committee for the 1st Year (1st and 2nd Semesters) of the B.Tech. Program.

For instance, if the *Minimum Credit Requirements* for the award of the Bachelor of Technology (B.Tech.) Degree as prescribed by the Regulations for B.Tech. (Information Science and Engineering) is "N" Credits, and, if the total credits prescribed in the 1st Year (total credits of the 1st and 2nd Semesters) of the Program concerned is "M" Credits, then the *Minimum Credit Requirements* for the award of the B.Tech. in Information Science and Engineering for a student who joins the Program through the provision of the Lateral Entry, shall be "N – M" Credits.

10.1.8 Further, no other waiver except the Courses prescribed for the 1st year of the B.Tech. Program of the University shall be permissible for students joining the B.Tech. Program through the provision of Lateral Entry.

10.2 Transfer of student(s) from another recognized University to the 2nd year (3rd Semester) of the B.Tech. Program of the University

A student who has completed the 1st Year (i.e., passed in all the Courses / Subjects prescribed for the 1st Year) of the B.Tech. / B.E. / B.S., Four-Year Degree Program from another recognized University, may be permitted to transfer to the 2nd Year (3rd Semester) of the B.Tech. Program of the University as per the rules and guidelines prescribed in the following Sub-Clauses:

The concerned student fulfils the criteria specified in Sub-Clauses 10.1.1, 10.1.2 and 10.1.3.

10.2.1 The student shall submit the Application for Transfer along with a non-refundable Application Fee (as prescribed by the University from time to time) to the University no later than July 10 of the concerned year for admission to the 2nd Year (3rd Semester) B.Tech. Program commencing on August 1 on the year concerned.

10.2.2 The student shall submit copies of the respective Marks Cards / Grade Sheets / Certificates along with the Application for Transfer.

10.2.3 The transfer may be provided on the condition that the Courses and Credits completed by the concerned student in the 1st Year of the B.Tech. / B.E. / B.S. Four Degree Program from the concerned University, are declared equivalent and acceptable by the Equivalence Committee constituted by the Vice Chancellor for this purpose. Further, the Equivalence Committee may also prescribe the Courses and Credits the concerned students shall have to mandatorily complete, if admitted to the 2nd Year of the B.Tech. Program of the University.

10.2.4 The Branch / Discipline allotted to the student concerned shall be the decision of the University and binding on the student.

11 Change of Branch / Discipline / Specialization

A student admitted to a particular Branch of the B.Tech. Program will normally continue studying in that Branch till the completion of the program. However, the University reserves the right to provide the option for a change of Branch, or not to provide the option for a change of Branch, at the end of 1st Year of the B.Tech. Program to eligible students in accordance with the following rules and guidelines: framed by the University from time to time.

- 11.1 Normally, only those students, who have passed all the Courses prescribed for the 1st Year of the B.Tech. Program and obtained a CGPA of not less than 6.50 at the end of the 2nd Semester, shall be eligible for consideration for a change of Branch.
- 11.2 Change of Branch, if provided, shall be made effective from the commencement of the 3rd Semester of the B.Tech. Program. There shall be no provision for change of Branch thereafter under any circumstances whatsoever.
- 11.3 The student provided with the change of Branch shall fully adhere to and comply with the Program Regulations of the concerned Branch of the B.Tech. Program, the Fee Policy pertaining to that Branch of the B.Tech. Program, and, all other rules pertaining to the changed Branch existing at the time.
- 11.4 Change of Branch once made shall be final and binding on the student. No student shall be permitted, under any circumstances, to refuse the change of Branch offered.
- 11.5 The eligible student may be allowed a change in Branch, strictly in order of *inter se* merit, subject to the conditions given below:
 - 11.5.1 The actual number of students in the 3rd Semester in any particular Branch to which the transfer is to be made, should not exceed the intake fixed by the University for the concerned Branch;
 - 11.5.2 The actual number of students in any Branch from which transfer is being sought does not fall below 75% of the total intake fixed by the University for the concerned Branch.

The process of change of Branch shall be completed within the first five days of Registration for the 3rd Semester of the B.Tech. Program.

12 Specific Regulations regarding Assessment and Evaluation (including the Assessment Details of NTCC Courses, Weightages of Continuous Assessment and End Term Examination for various Course Categories)

- 12.1** The academic performance evaluation of a student in a Course shall be according to the University Letter Grading System based on the class performance distribution in the Course.
- 12.2** Academic performance evaluation of every registered student in every Course registered by the student is carried out through various components of Assessments spread across the Semester. The nature of components of Continuous Assessments and the weightage

given to each component of Continuous Assessments (refer Clause 12.5 of Academic Regulations) shall be clearly defined in the Course Plan for every Course, and approved by the DAC.

12.3 Format of the End-Term examination shall be specified in the Course Plan.

12.4 Grading is the process of rewarding the students for their overall performance in each Course. The University follows the system of Relative Grading with statistical approach to classify the students based on the relative performance of the students registered in the concerned Course except in the following cases:

- Non-Teaching Credit Courses (NTCC)
- Courses with a class strength less than 30

Absolute grading method may be adopted, where necessary with prior approval of concerned DAC.

Grading shall be done at the end of the Academic Term by considering the aggregate performance of the student in all components of Assessments prescribed for the Course. Letter Grades (Clause 8.10 of Academic Regulations) shall be awarded to a student based on her/his overall performance relative to the class performance distribution in the concerned Course. These Letter Grades not only indicate a qualitative assessment of the student's performance but also carry a quantitative (numeric) equivalent called the Grade Point.

12.5 Assessment Components and Weightage

Table 1: Assessment Components and Weightage for different category of Courses		
Nature of Course and Structure	Evaluation Component	Weightage
Lecture-based Course L component in the L-T-P Structure is predominant (more than 1) (Examples: 3-0-0; 3-0-2; 2-1-0; 2-0-2, 2-0-4 etc.)	Continuous Assessments	50%
	End Term Examination	50%
Lab/Practice-based Course P component in the L-T-P Structure is predominant (Examples: 0-0-4; 1-0-4; 1-0-2; etc.)	Continuous Assessments	75%
	End Term Examination	25%
Skill based Courses like Industry Internship, Capstone project, Research Dissertation, Integrative Studio, Interdisciplinary Project, Summer / Short Internship, Social Engagement / Field Projects, Portfolio, and such similar Non-Teaching Credit Courses, where the pedagogy does not lend itself to a typical L-T-P structure	Guidelines for the assessment components for the various types of Courses, with recommended weightages, shall be specified in the concerned Program Regulations and Curriculum / Course Plans, as applicable.	

The exact weightages of Evaluation Components shall be clearly specified in the concerned PRC and respective Course Plan.

Normally, for Practice/Skill based Courses, without a defined credit structure (L-T-P) [NTCC], but with assigned Credits (as defined in Clause 5.2 of the Academic Regulations), the method of evaluation shall be based only on Continuous Assessments. The various

components of Continuous Assessments, the distribution of weightage among such components, and the method of evaluation/assessment, shall be as decided and indicated in the Course Plan/PRC. The same shall be approved by the respective DAC.

12.6 Minimum Performance Criteria:

12.6.1 Theory only Course and Lab/Practice Embedded Theory Course

A student shall satisfy the following minimum performance criteria to be eligible to earn the credits towards the concerned Course:

- a. A student must obtain a minimum of 30% of the total marks/weightage assigned to the End Term Examinations in the concerned Course.
- b. The student must obtain a minimum of 40% of the AGGREGATE of the marks/weightage of the components of Continuous Assessments, Mid Term Examinations and End Term Examinations in the concerned Course.

12.6.2 Lab/Practice only Course and Project Based Courses

The student must obtain a minimum of 40% of the AGGREGATE of the marks/weightage of all assessment components in the concerned Course.

- 12.6.3** A student who fails to meet the minimum performance criteria listed above in a Course shall be declared as "Fail" and given "F" Grade in the concerned Course. For theory Courses, the student shall have to re-appear in the "Make-Up Examinations" as scheduled by the University in any subsequent semester, or, re-appear in the End Term Examinations of the same Course when it is scheduled at the end of the following Semester or Summer Term, if offered. The marks obtained in the Continuous Assessments (other than the End Term Examination) shall be carried forward and be included in computing the final grade, if the student secures the minimum requirements (as per Clause 12.6.1, 12.6.2) in the "Make-Up Examinations" of the concerned Course. Further, the student has an option to re-register for the Course and clear the same in the summer term/ subsequent semester if he/she wishes to do so, provided the Course is offered.

13 Additional clarifications - Rules and Guidelines for Transfer of Credits from MOOC, etc. – Note: These are covered in Academic Regulations

The University allows students to acquire credits from other Indian or foreign institutions and/or Massive Open Online Course (MOOC) platforms, subject to prior approval. These credits may be transferred and counted toward fulfilling the minimum credit requirements for the award of a degree. The process of transfer of credits is governed by the following rules and guidelines:

- 13.1** The transfer of credits shall be examined and recommended by the Equivalence Committee (Refer ANNEXURE B) and approved by the Dean - Academics.
- 13.2** Students may earn credits from other Indian or foreign Universities/Institutions with which the University has an MOU, and that MOU shall have specific provisions, rules and guidelines for transfer of credits. These transferred credits shall be counted towards the minimum credit requirements for the award of the degree.
- 13.3** Students may earn credits by registering for Online Courses offered by *Study Web of Active Learning by Young and Aspiring Minds (SWAYAM)* and *National Program on Technology Enhanced Learning (NPTEL)*, or other such recognized Bodies/ Universities/Institutions as approved by the concerned BOS and Academic Council from time to time. The concerned School/Parent Department shall publish/include the approved

list of Courses and the rules and guidelines governing such transfer of credits of the concerned Program from time to time. The Rules and Guidelines for the transfer of credits specifically from the Online Courses conducted by SWAYAM/ NPTEL/ other approved MOOCs are as stated in the following Sub-Clauses:

- 13.3.1** A student may complete SWAYAM/NPTEL/other approved MOOCs as mentioned in Clause 13.3 and transfer equivalent credits to partially or fully complete the mandatory credit requirements of Discipline Elective Courses and/or the mandatory credit requirements of Open Elective Courses as prescribed in the concerned Curriculum Structure. However, it is the sole responsibility of the student to complete the mandatory credit requirements of the Discipline Elective Courses and the Open Elective Courses as prescribed by the Curriculum Structure of the concerned Program.
- 13.3.2** SWAYAM/NPTEL/ other approved MOOCs as mentioned in Clause 13.3 shall be approved by the concerned Board of Studies and placed (as Annexures) in the concerned PRC.
- 13.3.3** Parent Departments may release a list of SWAYAM/NPTEL/other approved MOOCs for Pre-Registration as per schedule in the Academic Calendar or through University Notification to this effect.
- 13.3.4** Students may Pre-Register for the SWAYAM/NPTEL/other approved MOOCs in the respective Departments and register for the same Courses as per the schedule announced by respective Online Course Offering body/institute/ university.
- 13.3.5** A student shall request for transfer of credits only from such approved Courses as mentioned in Sub-Clause above.
- 13.3.6** SWAYAM/NPTEL/other approved MOOCs Courses are considered for transfer of credits only if the concerned student has successfully completed the SWAYAM/NPTEL/other approved MOOCs and obtained a certificate of successful/satisfactory completion.
- 13.3.7** A student who has successfully completed the approved SWAYAM/NPTEL/ other approved MOOCs and wants to avail the provision of transfer of equivalent credits, must submit the original Certificate of Completion, or such similar authorized documents to the HOD concerned, with a written request for the transfer of the equivalent credits. On verification of the Certificates/Documents and approval by the HOD concerned, the Course(s) and equivalent Credits shall be forwarded to the COE for processing of results of the concerned Academic Term.
- 13.3.8** The credit equivalence of the SWAYAM/NPTEL/other approved MOOCs are based on Course durations and/or as recommended by the Course offering body/institute/university. The Credit Equivalence mapped to SWAYAM/ NPTEL approved Courses based on Course durations for transfer of credits is summarised in Table shown below. The Grade will be calculated from the marks received by the Absolute Grading Table 8.11.

Table 2: Durations and Credit Equivalence for Transfer of Credits from SWAYAM-NPTEL/ other approved MOOC Courses		
Sl. No.	Course Duration	Credit Equivalence

1	4 Weeks	1 Credit
2	8 Weeks	2 Credits
3	12 Weeks	3 Credits

13.3.9 The maximum permissible number of credits that a student may request for credit transfer from MOOCs shall not exceed 20% of the mandatory minimum credit requirements specified by the concerned Program Regulations and Curriculum for the award of the concerned Degree.

13.3.10 The University shall not reimburse any fees/expense; a student may incur for the SWAYAM/NPTEL/other approved MOOCs.

13.4 The maximum number of credits that can be transferred by a student shall be limited to forty percent (40%) of the mandatory minimum credit requirements specified by the concerned Program Regulations and Curriculum for the award of the concerned Degree. However, the grades obtained in the Courses transferred from other Institutions/MOOCs, as mentioned in this Section (13.0), shall not be included in the calculation of the CGPA

13.5 Mandatory Non-Credit Course Completion Requirements: All mandatory non-credit courses shall be satisfactorily completed by the student as part of the degree requirements. These courses will be evaluated and awarded letter grades based on the following criteria:

S (Satisfactorily Completed): Awarded when the student successfully completes all prescribed course requirements.

NC (Not Completed): Awarded when the student fails to meet the prescribed course requirements.

A student receiving an NC grade must reappear for and complete the course in accordance with the guidelines prescribed by the University.

In the case of non-taught and non-credited mandatory courses—where students are advised to undertake learning through MOOC platforms—there shall be a clearly defined Course Catalogue and a corresponding Course Plan. The Course Plan shall outline the assessment components, which will form the basis for evaluation.

14. Structure / Component with Credit Requirements Course Baskets & Minimum Basket wise Credit Requirements

The B.Tech. (Information Science and Engineering) Program Structure (2025-2029) totalling 162 credits. Table 7 summarizes the type of baskets, number of courses under each basket and the associated credits that are mandatorily required for the completion of the Degree.

Table 3: B.Tech. (Information Science and Engineering) 2025-2029: Summary of Mandatory Courses and Minimum Credit Contribution from various Baskets		
S.No.	Baskets	Credit Contribution
1	Humanities and Social Sciences including Management Courses (HSMC)	10
2	Basic Science Courses (BSC)	26
3	Engineering Science Courses (ESC)	22
4	Professional Core Courses (PCC)	62
5	Professional Elective Courses (PEC)	18
6	Open Elective Courses (OEC)	6
7	Project Work (PRW)	16
8	Mandatory Courses (MAC)	0
	Total Credits	160 (Minimum)

In the entire Program, the practical and skill based course component contribute to an extent of approximately 57% out of the total credits of 160 for B.Tech. (Information Science and Engineering) program of four years' duration.

15. Minimum Total Credit Requirements of Award of Degree

As per the AICTE guidelines, a minimum of 160 credits is required for the award of a B.Tech. degree.

16. Other Specific Requirements for Award of Degree, if any, as prescribed by the Statutory Bodies,

- 16.1 The award of the Degree shall be recommended by the Board of Examinations and approved by the Academic Council and Board of Management of the University.
- 16.2 A student shall be declared to be eligible for the award of the concerned Degree if she/he:
 - a. Fulfilled the Minimum Credit Requirements and the Minimum Credits requirements under various baskets;
 - b. Secure a minimum CGPA of 4.50 in the concerned Program at the end of the Semester/Academic Term in which she/he completes all the requirements for the award of the Degree as specified in Sub-Clause 19.2.1 of Academic Regulations;
 - c. No dues to the University, Departments, Hostels, Library, and any other such Centers/ Departments of the University; and
 - d. No disciplinary action is pending against her/him.

17. Curriculum Structure – Basket Wise Course List (not Semester Wise)**List of Courses Tabled – aligned to the Program Structure****(Course Code, Course Name, Credit Structure (LTPC), Contact Hours, Course Basket, Type of Skills etc., as applicable).**

Type of Skill
F - Foundation
S - Skill Development
EM – Employability
EN – Entrepreneurship

Course Caters to
GS - Gender Sensitization
ES - Environment and sustainability
HP - Human values and Professional Ethics

Baskets
HSMC - Humanities and Social Sciences (<i>including Management courses</i>) (HSMC)
BSC - Basic Science Courses
ESC - Engineering Science Courses
PCC - Program Core Course
PEC - Professional Elective Courses
OEC - Open Elective Courses
EEC - Employment Enhancement Courses
MAC - Mandatory Course

Table 3.1 :										
List of Humanities and Social Sciences including Management Courses (HSMC)										
Sl. No.	Course Code	Course Name	L	T	P	Credits	Contact Hours	Type of Skill	Pre-requisite	
1	ENG1900	English for Technical Communication	2	0	0	2	2	S	-	
2	DES1146	Introduction to Design Thinking	1	0	0	1	1	F	-	
3	ENG2501	Advanced English	2	0	0	2	2	S	-	
4	FIN1002	Essentials of Finance	3	0	0	3	3	S	-	
5	APT4005	Aptitude for Employability	0	0	2	1	2	AT	-	
6	PPS3018	Preparedness for Interview	0	0	2	1	2	SS	-	
Total			8	0	4	10	12			

Table 3.2 : List of Basic Science Courses (BSC)									
Sl. No.	Course Code	Course Name	L	T	P	Credits	Contact Hours	Type of Skill	Pre-requisite
1	MAT2301	Calculus and Differential Equations	3	1	0	4	4	F	-
2	PHY2501	Optoelectronics and Quantum Physics	3	0	0	3	3	F	-
3	PHY2504	Optoelectronics and Quantum Physics Lab	0	0	2	1	2	F	-
4	MAT2402	Probability and Statistics	3	1	0	4	4	F	-
5	CHE2501	Chemistry of Smart Materials	3	0	0	3	3	S	-
6	CHE2502	Chemistry of Smart Materials Lab	0	0	2	1	2	S	-
7	MAT2303	Linear Algebra and Vector Calculus	3	1	0	4	4	EM	-
8	MAT2404	Discrete Mathematics	3	1	0	4	4	F	-
Total			18	4	4	24	26		

Table 3.3 : List of Engineering Science Courses (ESC)									
Sl. No.	Course Code	Course Name	L	T	P	Credits	Contact Hours	Type of Skill	Pre-requisite
1	MEC1006	Engineering Graphics	2	0	0	2	2	S	-
2	CSE1500	Computational Thinking using Python	2	0	2	3	4	S	-
3	ECE2022	Digital Design	2	0	0	2	2	F/S	-
4	ECE2052	Digital Design Lab	0	0	2	1	2	F/S	-
5	CIV1200	Foundations of Integrated Engineering	2	0	0	2	2	S	-
6	EEE1200	Basics of Electrical and Electronics Engineering	3	0	0	3	3	F/S	-
7	EEE1250	Basics of Electrical and Electronics Engineering Lab	0	0	2	1	2	F/S	-
8	ECE1511	Design Workshop	1	0	2	2	3	S/EM	-
9	CSE2264	Essentials of AI	3	0	0	3	3	S/EM	-

10	CSE2265	Essentials of AI Lab	0	0	2	1	2	S/EM	
11	CSE2274	Competitive Programming and Problem Solving	0	0	4	2	4	S/EM	
Total			15	0	14	22	29		

Table 3.4 : List of Program Core Courses

Sl. No.	Course Code	Course Name	L	T	P	C	Contact Hours	Type of Skills	Pre-requisites
1	CSE2200	Problem Solving using C	2	0	0	2	2	S	-
2	CSE2201	Problem Solving using C Lab	0	0	4	2	4	S	-
3	CSE2251	Data Communication and Computer Networks	3	0	0	3	3	S	-
4	CSE2252	Data Communication and Computer Networks Lab	0	0	2	1	2	S	-
5	CSE2253	Data Structures	3	0	0	3	3	S	-
6	CSE2254	Data Structures Lab	0	0	2	1	2	S	-
7	CSE2255	Object Oriented Programming Using Java	3	0	0	3	3	S/EM	-
8	CSE2256	Object Oriented Programming Using Java Lab	0	0	2	1	2	S/EM	-
9	CSE2257	Computer Organization and Architecture	3	0	0	3	3	S	-
10	CSE2260	Database Management Systems	3	0	0	3	3	S	-
11	CSE2261	Database Management Systems Lab	0	0	2	1	2	S	-
12	CAI2500	Machine Learning	3	0	0	3	3	S/EM	-
13	CAI2501	Machine Learning Lab	0	0	4	2	4	S/EM	-
14	CSE2271	Software Design and Development	3	0	0	3	3	S	-
15	CSE2262	Analysis of Algorithms	3	1	0	4	4	S	-
16	CSE2263	Analysis of Algorithms Lab	0	0	2	1	2	S	-
17	CSE2266	Theory of Computation	3	0	0	3	3	S	-
18	ISE2502	Information Retrieval	3	0	0	3	3	S	-
19	ISE2500	Software Testing and Quality Assurance	3	0	0	3	3	S/EM	-
20	ISE2501	Software Testing and Quality Assurance Lab	0	0	2	1	2	S/EM	-
21	CSE2258	Web Technologies	3	0	0	3	3	S/EM	-
22	CSE2259	Web Technologies Lab	0	0	2	1	2	S/EM	-
23	CSE2269	Operating Systems	3	0	0	3	3	S	-
24	CSE2270	Operating Systems Lab	0	0	2	1	2	S/EM	-
25	CSE2502	Cryptography and Network Security	3	0	0	3	3	S	-
26	ISE2503	Information Theory and Coding	3	0	0	3	3	S/EM	-
27	ISE2504	Image Processing and Computer Vision	3	0	0	3	3	S/EM	-
28	ISE2505	Image Processing and Computer Vision Lab	0	0	2	1	2	S/EM	-
						68			

	Total No. of Credits				
--	-----------------------------	--	--	--	--

Table 3.5 : List of course in Project Work basket (PRW)									
S. No	Course Code	Course Name	L	T	P	C	Contact Hours	Type of Skills	Pre-requisites
1	CSE7000	Internship	0	0	0	2	0	S/EM	-
2	CSE7100	Mini Project	0	0	0	4	0	S	-
3	CSE7300	Capstone Project	0	0	0	10	0	S/EM	-
Total No. of Credits						16			

18. Practical / Skill based Courses – Internships / Thesis / Dissertation / Capstone Project Work / Portfolio / Mini project

Table 3.5 : List of course in Project Work basket (PRW)						
S.No	Course Code	Course Name	L	T	P	C
1	CSE7000	Internship				2
2	CSE7100	Mini Project				4
3	CSE7300	Capstone Project	-	-	-	10
Total No. of Credits						16

Table 3.6 : List of Mandatory Courses (MAC)						
S.No	Course Code	Course Name	L	T	P	C
1	CHE7601	Environmental Studies	-	-	-	0
2	LAW7601	Indian Constitution	-	-	-	0
3	CIV7601	Universal Human Values and Ethics	-	-	-	0
4	PPS1025	Industry Readiness Program - I	0	0	2	0
5	PPS1026	Industry Readiness Program - II	0	0	2	0
6	APT4002	Introduction to Aptitude	0	0	2	0
7	APT4004	Aptitude Training - Intermediate	0	0	2	0
8	APT4006	Logical and Critical Thinking	0	0	2	0
Total No. of Credits						0

Practical / Skill based Courses like internship, project work, capstone project, research project / dissertation, and such similar courses, where the pedagogy does not lend itself to a typical L-T-P-C Structure as defined in Clause 5.1 of the Academic Regulations, 2021, are simply assigned the number of Credits based on the quantum of work / effort required to fulfill the learning objectives and outcomes prescribed for the concerned Courses. Such courses are referred to as Non-Teaching Credit Courses (NTCC). These Courses are designed to provide students with hands-on experience and skills essential for their professional development. These courses aim to equip students with abilities in problem identification, root cause analysis, problem-solving, innovation, and design thinking through industry exposure and project-based learning. The expected outcomes are first level proficiency in problem solving and design thinking skills to better equip B.Tech. graduates for their professional careers. The method of evaluation and grading for the Practical / Skill based Courses shall be prescribed and approved by the concerned Departmental Academic Committee

(refer Annexure A of the Academic Regulations, 2021). The same shall be prescribed in the Course Handout.

18.1 Internship / In-plant Training / Skill-based Program / International Immersion (IM) / Recognition of Prior Learning (RPL)

A student may undergo an Internship / In-plant Training / Skill-based Program / IM / RPL for a period minimum 04 weeks in an industry / company, government bodies, academic / research institution or recognized online platforms offering certified skill-based programs during the semester break between 4th and 5th semesters, subject to the following conditions:

- 18.1.1** The Internship / In-plant Training / Skill-based Program / IM / RPL shall be conducted in accordance with the Internship Policy prescribed by the University from time to time.
- 18.1.2** Internship: student shall undergo internship, either in industry / company, academic / research organizations, government bodies, or international institutions. The objective is to provide practical exposure, industry insights, and real-world experience relevant to the student's field of study.
- 18.1.3** In-plant Training: student shall undergo training / industrial exposure program aimed at providing with practical insights into real-world working environments. The training may be conducted by industries / companies on-campus or through student visits to industries / companies, government bodies / institutions, or technical organizations.
- 18.1.4** Skill-based Program: student shall undergo a certified skill-based program of 30 hours / 04 weeks. Skill-based program should cater to Skill-Enhancement, Practical Focus, and Career orientation, Complementary to Curriculum or Industry relevant.
- 18.1.5** International Immersion (IM): student shall undergo IM aimed at providing global exposure through collaborations with foreign universities, industries, or research institutions. The International Immersion may include industry visits, expert interactions, and cultural exchange activities, enhancing students' international outlook, communication skills, and professional readiness.
- 18.1.6** Recognition of Prior Learning (RPL): student who shall undergo any formally recognize relevant prior work experience, internships, or project-based learning that meet the internship learning outcomes, thereby allowing students to earn internship credit without repeating equivalent practical training.
- 18.1.7** The number of Internships available for the concerned Academic Term. Further, the available number of Internships / In-plant training / Skill-based Program / IM / RPL shall be awarded to the students by the University on the basis of merit using the CGPA secured by the student and as per the selection criteria. Provided further, the student fulfils the criteria, as applicable, specified by the industry / company, government bodies, academic / research or through certified courses.
- 18.1.8** A student may opt for Internship / In-plant Training / IM / RPL in an industry / company, government bodies / academic / research institution, international bodies of her / his choice, subject to the condition that the concerned student takes the responsibility to arrange the Internship / In-plant Training / IM / RPL on her / his own. Provided further, that the industry / company, government bodies, academic / research institution national or international offering such Internship / Training confirms to the University that the Internship shall be conducted in accordance with the Program Regulations and Internship Policy of the University / Rubrics.
- 18.1.9** A student undergoing RPL must submit an application with supporting documents such as experience letters, project reports, employer feedback, certifications, a self-reflection report etc. Application must be submitted before the commencement of the internship semester.

18.1.10 A student selected for an Internship / In-plant Training / Skill-based Program / IM / RPL in an industry / company, government bodies, academic / research institution shall adhere to all the rules and guidelines prescribed in the Internship Policy of the University.

The performance will be assessed and grades awarded as per the university's academic grading policy. It may be included as a non-GPA course (Grade-based Satisfactorily Completed / Not Completed). The student must secure a minimum of 50% of the total marks to be declared as having successfully completed the course.

18.1 Mini Project Work

A student may opt to do a Mini Project Work for a period of 6-8 weeks in an Industry / Company or academic / research institution or the University Department(s) during the 5th / 6th / 7th Semester as applicable, subject to the following conditions:

18.2.1 The Mini Project Work shall be approved by the concerned HOD and be carried out under the guidance of a faculty member.

18.2.2 The student may do the mini project work in an Industry / Company or academic / research institution of her / his choice subject to the above mentioned condition (Sub-Clause 18.2.1). Provided further, that the Industry / Company or academic / research institution offering such mini project work confirms to the University that the mini project work will be conducted in accordance with the Program Regulations and requirements of the University.

18.2 Capstone Project

A student may undergo a Capstone Project for a period of 12-14 weeks in an industry / company or academic / research institution in the 7th / 8th Semester as applicable, subject to the following conditions:

18.3.1 The Capstone Project shall be conducted in accordance with the Capstone Project Policy prescribed by the University from time to time.

18.3.2 The selection criteria (minimum CGPA, pass in all Courses as on date, and any other qualifying criteria) as applicable / stipulated by the concerned Industry / Company or academic / research institution for award of the Capstone Project to a student;

18.3.3 The number of Capstone Project available for the concerned Academic Term. Further, the available number of Capstone Project shall be awarded to the students by the University on the basis of merit using the CGPA secured by the student. Provided further, the student fulfils the criteria, as applicable, specified by the Industry / Company or academic / research institution providing the Capstone Project, as stated in Sub-Clause 18.3.2 above.

18.3.4 A student may opt for Capstone Project in an Industry / Company or academic / research institution of her / his choice, subject to the condition that the concerned student takes the responsibility to arrange the Capstone Project on her / his own. Provided further, that the Industry / Company or academic / research institution offering such Capstone Project confirms to the University that the Capstone Project shall be conducted in accordance with the Program Regulations and Capstone Project Policy of the University.

18.3.5 A student selected for a Capstone Project in an industry / company or academic / research institution shall adhere to all the rules and guidelines prescribed in the Capstone Project Policy of the

18.3 Research Project / Dissertation

A student may opt to do a Research Project / Dissertation for a period of 12-14 weeks in an Industry / Company or academic / research institution or the University Department(s) as an equivalence of Capstone Project, subject to the following conditions:

18.3.1 The Research Project / Dissertation shall be approved by the concerned HOD and be carried out under the guidance of a faculty member.

The student may do the Research Project / Dissertation in an Industry / Company or academic / research institution of her / his choice subject to the above mentioned condition (Sub-Clause 18.4.1). Provided further, that the Industry / Company or academic / research institution offering such Research Project / Dissertation confirms to the University that the Research Project / Dissertation work will be conducted in accordance with the Program Regulations and requirements of the University.

19. List of Professional Elective Courses under various Specialisations / Stream Basket

Type of Skill
F - Foundation
S - Skill Development
EM – Employability
EN – Entrepreneurship
SS-Soft Skills
AT-Aptitude Training

Course Caters to
GS - Gender Sensitization
ES - Environment and sustainability
HP - Human values and Professional Ethics

Table 3.7 : Professional Electives Courses/Specialization Tracks – Minimum of 12 credits is to be earned by the student in a particular track and overall 18 credits.

Sl.No	Course Code	Course Name	L	T	P	C	Contact Hours	Type of Skill	Prerequisite	Type of course
Specialization Track 1: Emerging AI and Computational Intelligence						12				
1	CAI3400	Image Processing and Analysis	2	0	2	3	4	S/EM	CSE2264	PEC
2	CAI3401	Big Data Analytics for AI	2	0	2	3	4	S/EM	CSE2264	PEC
3	CAI3402	Optimization Techniques for Machine Learning	2	0	2	3	4	S/EM	CSE2264	PEC
4	CAI3403	Deep Reinforcement Learning	2	0	2	3	4	S/EM	CSE2264	PEC

5	CAI3404	AI in Cybersecurity	2	0	2	3	4	S/EM	CSE2264	PEC
6	CAI3405	Explainable AI	2	0	2	3	4	S/EM	CSE2264	PEC
7	CAI3406	Responsible AI	2	0	2	3	4	S/EM	CSE2264	PEC
8	CAI3407	Agentic AI	2	0	2	3	4	S/EM	CSE2264	PEC
9	CAI3408	Deep Neural Networks	2	0	2	3	4	S/EM	CSE2264	PEC
10	CAI3409	Speech Recognition and Synthesis	2	0	2	3	4	S/EM	CSE2264	PEC
11	CAI3410	AI Chatbots without Programming	2	0	2	3	4	S/EM	CSE2264	PEC
12	CAI3411	Generative AI	2	0	2	3	4	S/EM	CSE2264	PEC
13	CAI3412	Machine Learning for Finance	2	0	2	3	4	S/EM	CSE2264	PEC
Specialization Track 2: AI driven Autonomous Systems						12				
1	CAI3413	Industrial IoT	2	0	2	3	4	S/EM	CSE2264	PEC
2	CAI3414	Smart Farming	2	0	2	3	4	S/EM	CSE2264	PEC
3	CAI3415	AI for Autonomous Systems	2	0	2	3	4	S/EM	CSE2264	PEC
4	CAI3416	Edge Computing	2	0	2	3	4	S/EM	CSE2264	PEC
5	CAI3417	Cognitive Computing	2	0	2	3	4	S/EM	CSE2264	PEC
6	CAI3418	Geospatial Data Analytics	2	0	2	3	4	S/EM	CSE2264	PEC
7	CAI3419	AI for energy consumption optimization	2	0	2	3	4	S/EM	CSE2264	PEC
Specialization Track 3: Healthcare Data Analytics						12				
1	CAI3420	Bio Medical Informatics	2	0	2	3	4	S/EM	CSE2264	PEC
2	CAI3421	Intelligent system for disease prediction and drug discovery	2	0	2	3	4	S/EM	CSE2264	PEC
3	CAI3422	AI for Medical Imaging	2	0	2	3	4	S/EM	CSE2264	PEC
4	CAI3423	Genomic Data Science	2	0	2	3	4	S/EM	CSE2264	PEC
5	CAI3424	Clinical Data Science	2	0	2	3	4	S/EM	CSE2264	PEC
6	CAI3425	AI in Epidemiology and Public Health Analytics	2	0	2	3	4	S/EM	CSE2264	PEC
7	CAI3426	Time Series Analysis for Patient Monitoring	2	0	2	3	4	S/EM	CSE2264	PEC

Specialization Track 4: Cybersecurity and Privacy						12				
1	CIT2400	Cyber-Physical Systems	3	0	0	3	3	S/EM	CSE2252	PEC
2	CIT3403	Embedded Systems for IoT	3	0	0	3	3	S/EM	CSE2252	PEC
3	CCS3412	Blockchain Security	3	0	0	3	3	S/EM	CSE2252	PEC
4	CCS3414	Security in Internet of Things (IoT)	3	0	0	3	3	S/EM	CSE2252	PEC
5	CIT3407	IoT Data Analytics and Machine Learning	3	0	0	3	3	S/EM	CSE2252	PEC
6	CIT2504	AI and Deep Learning for IoT	3	0	0	3	3	S/EM	CSE2252	PEC

Track - 5 Special Track

Sl.No	Course Code	Course Name	L	T	P	C	Contact Hours	Type of Skill	Prerequisite	Type of course
1	CAI3427	Language Models for Text Mining	2	0	2	3	4	S/EM	CSE2264	PEC
2	CAI3428	Practical Deep Learning with TensorFlow	2	0	2	3	4	S/EM	CSE2264	PEC
3	CAI3429	Deep Learning Techniques for Computer Vision	2	0	2	3	4	S/EM	MAT2402	PEC
4	CSE3426	Front End Full Stack Development	2	0	2	3	4	S/EM	CSE2258	PEC
5	CSE3427	Java Full Stack Development	2	0	2	3	4	S/EM	CSE2258	PEC
6	CSE3428	.Net Full Stack Development	2	0	2	3	4	S/EM	CSE2258	PEC

Track -6 Mandatory Non-Credited Course (** Offered for Lateral Entry students in higher semester wherever applicable in MOOC mode)

LAW7601	Indian Constitution **	0	0	0	0	-	F	Nil
CHE7601	Environmental Studies **	0	0	0	0	-	F	Nil
CIV7601	Universal Human Values and Ethics **	0	0	0	0	-	F	Nil
PPS1025	Industry Readiness Program - I	0	0	2	0	2	SS	Nil
PPS1026	Industry Readiness Program - II	0	0	2	0	2	SS	Nil
APT4002	Introduction to Aptitude	0	0	2	0	2	AT	Nil
APT4004	Aptitude Training - Intermediate	0	0	2	0	2	AT	Nil
APT4006	Logical and Critical Thinking	0	0	2	0	2	AT	Nil

*Mandatory for Students selected for Tech Mahindra and Capgemini

** Offered for Lateral Entry students in higher semester wherever applicable in MOOC mode

20. List of Open Electives to be offered by the School / Department (Separately for ODD and EVEN Semesters.

Type of Skill
F - Foundation
S - Skill Development
EM – Employability
EN – Entrepreneurship

Course Caters to
GS - Gender Sensitization
ES - Environment and sustainability
HP - Human values and Professional Ethics

Baskets
HSMC - Humanities and Social Sciences (including Management courses) (HSMC)
BSC - Basic Science Courses
ESC - Engineering Science Courses
PCC - Professional Core Course
PEC - Professional Elective Courses
OEC - Open Elective Courses
EEC - Employment Enhancement Courses
MAC - Mandatory Course

Table 3.8: Open Elective Courses Baskets: Minimum Credits to be earned from this Basket is 06

Sl. No.	Course Code	Course Name	L	T	P	C	Type of Skill/ Focus
Chemistry Basket							
1	CHE1003	Fundamentals of Sensors	3	0	0	3	S
2	CHE1004	Smart materials for IOT	3	0	0	3	S
3	CHE1005	Computational Chemistry	2	0	0	2	S
4	CHE1006	Introduction to Nano technology	3	0	0	3	S
5	CHE1007	Biodegradable electronics	2	0	0	2	S
6	CHE1008	Energy and Sustainability	2	0	0	2	S
7	CHE1009	3D printing with Polymers	2	0	0	2	S
8	CHE1010	Bioinformatics and Healthcare IT	2	0	0	2	S
9	CHE1011	Chemical and Petrochemical catalysts	3	0	0	3	S

10	CHE1012	Introduction to Composite materials	2	0	0	2	S
11	CHE1013	Chemistry for Engineers	3	0	0	3	S
12	CHE1014	Surface and Coatings technology	3	0	0	3	S
13	CHE1015	Waste to Fuels	2	0	0	2	S
14	CHE1016	Forensic Science	3	0	0	3	S
Civil Engineering Basket							
1	CIV1001	Disaster mitigation and management	3	0	0	3	S
2	CIV1002	Environment Science and Disaster Management	3	0	0	3	FC
3	CIV2001	Sustainability Concepts in Engineering	3	0	0	3	S
4	CIV2002	Occupational Health and Safety	3	0	0	3	S
5	CIV2003	Sustainable Materials and Green Buildings	3	0	0	3	EM
6	CIV2004	Integrated Project Management	3	0	0	3	EN
7	CIV2005	Environmental Impact Assessment	3	0	0	3	EN
8	CIV2006	Infrastructure Systems for Smart Cities	3	0	0	3	EN
9	CIV2044	Geospatial Applications for Engineers	2	0	2	3	EM
10	CIV2045	Environmental Meteorology	3	0	0	3	S
11	CIV3046	Project Problem Based Learning	3	0	0	3	S
12	CIV3059	Sustainability for Professional Practice	3	0	0	3	EN
Commerce Basket							
1	COM2001	Introduction to Human Resource Management	2	0	0	2	F
2	COM2002	Finance for Non Finance	2	0	0	2	S
3	COM2003	Contemporary Management	2	0	0	2	F
4	COM2004	Introduction to Banking	2	0	0	2	F
5	COM2005	Introduction to Insurance	2	0	0	2	F
6	COM2006	Fundamentals of Management	2	0	0	2	F
7	COM2007	Basics of Accounting	3	0	0	3	F
Computer Science Basket							
(not to be offered for Computer Science and Engineering students)							
1	CSE2002	Programming in Java	2	0	2	3	S/EM
2	CSE2003	Social Network Analytics	3	0	0	3	S
3	CSE2004	Python Application Programming	2	0	2	3	S/ EM
4	CSE2005	Web design fundamentals	2	0	2	3	S/ EM/EN
5	CSE3111	Artificial Intelligence : Search Methods For Problem Solving	3	0	0	3	S/ EM/EN
6	CSE3112	Privacy And Security In Online Social Media	3	0	0	3	S/ EM/EN
7	CSE3113	Computational Complexity	3	0	0	3	S/ EM/EN
8	CSE3114	Deep Learning for Computer Vision	3	0	0	3	S/ EM/EN
9	CSE3115	Learning Analytics Tools	3	0	0	3	S/ EM/EN
Design Basket							
1	DES1001	Sketching and Painting	0	0	2	1	S
2	DES1002	Innovation and Creativity	2	0	0	2	F
3	DES1121	Introduction to UX design	1	0	2	2	S
4	DES1122	Introduction to Jewellery Making	1	0	2	2	S
5	DES1124	Spatial Stories	1	0	2	2	S
6	DES1125	Polymer Clay	1	0	2	2	S
7	DES2001	Design Thinking	3	0	0	3	S
8	DES1003	Servicability of Fashion Products	1	0	2	2	F
9	DES1004	Choices in Virtual Fashion	1	0	2	2	F
10	DES1005	Fashion Lifestyle and Product Diversity	1	0	2	2	F
11	DES1006	Colour in Everyday Life	1	0	2	2	F
12	DES2080	Art of Design Language	3	0	0	3	S

13	DES2081	Brand Building in Design	3	0	0	3	S
14	DES2085	Web Design Techniques	3	0	0	3	S
15	DES2089	3D Modeling for Professionals	1	0	4	3	S
16	DES2090	Creative Thinking for Professionals	3	0	0	3	S
17	DES2091	Idea Formulation	3	0	0	3	S
Electrical and Electronics Basket							
1	EEE1002	IoT based Smart Building Technology	3	0	0	3	S
2	EEE1003	Basic Circuit Analysis	3	0	0	3	S
3	EEE1004	Fundamentals of Industrial Automation	3	0	0	3	S
4	EEE1005	Electric Vehicles & Battery Technology	3	0	0	3	S
5	EEE1006	Smart Sensors for Engineering Applications	3	0	0	3	S
Electronics and Communication Basket							
1	ECE1003	Fundamentals of Electronics	3	0	0	3	F
2	ECE1004	Microprocessor based systems	3	0	0	3	F
3	ECE3089	Artificial Neural Networks	3	0	0	3	S
4	ECE3097	Smart Electronics in Agriculture	3	0	0	3	F/EM
5	ECE3098	Environment Monitoring Systems	3	0	0	3	F/EM
6	ECE3102	Consumer Electronics	3	0	0	3	F/EM
7	ECE3103	Product Design of Electronic Equipment	3	0	0	3	S/F/ EM / EN
8	ECE3106	Introduction to Data Analytics	3	0	0	3	F/EM
9	ECE3107	Machine Vision for Robotics	3	0	0	3	F/EM
English Basket							
1	ENG1008	Indian Literature	2	0	0	2	-
2	ENG1009	Reading Advertisement	3	0	0	3	S
3	ENG1010	Verbal Aptitude for Placement	2	0	2	3	S
4	ENG1011	English for Career Development	3	0	0	3	S
5	ENG1012	Gender and Society in India	2	0	0	2	-
6	ENG1013	Indian English Drama	3	0	0	3	-
7	ENG1014	Logic and Art of Negotiation	2	0	2	3	-
8	ENG1015	Professional Communication Skills for Engineers	1	0	0	1	-
DSA Basket							
1	DSA2001	Spirituality for Health	2	0	0	2	F
2	DSA2002	Yoga for Health	2	0	0	2	S
3	DSA2003	Stress Management and Well Being	2	0	0	2	F
Kannada Basket							
1	KAN1001	Kali Kannada	1	0	0	1	S
2	KAN1003	Kannada Kaipidi	3	0	0	3	S
3	KAN2001	Thili Kannada	1	0	0	1	S
4	KAN2003	Pradharshana Kale	1	0	2	2	S
5	KAN2004	Sahithya Vimarshe	2	0	0	2	S
6	KAN2005	Anuvadha Kala Sahithya	3	0	0	3	S
7	KAN2006	Vichara Manthana	3	0	0	3	S
8	KAN2007	Katha Sahithya Sampada	3	0	0	3	S
9	KAN2008	Ranga Pradarshana Kala	3	0	0	3	S
Foreign Language Basket							
1	FRL1004	Introduction of French Language	2	0	0	2	S
2	FRL1005	Fundamentals of French	2	0	0	2	S
3	FRL1009	Mandarin Chinese for Beginners	3	0	0	3	S
Law Basket							
1	LAW1001	Introduction to Sociology	2	0	0	2	F
2	LAW2001	Indian Heritage and Culture	2	0	0	2	F

3	LAW2002	Introdcution to Law of Succession	2	0	0	2	F
4	LAW2003	Introduction to Company Law	2	0	0	2	F
5	LAW2004	Introduction to Contracts	2	0	0	2	F
6	LAW2005	Introduction to Copy Rights Law	2	0	0	2	F
7	LAW2006	Introduction to Criminal Law	2	0	0	2	F
8	LAW2007	Introduction to Insurance Law	2	0	0	2	F
9	LAW2008	Introduction to Labour Law	2	0	0	2	F
10	LAW2009	Introduction to Law of Marriages	2	0	0	2	F
11	LAW2010	Introduction to Patent Law	2	0	0	2	F
12	LAW2011	Introduction to Personal Income Tax	2	0	0	2	F
13	LAW2012	Introduction to Real Estate Law	2	0	0	2	F
14	LAW2013	Introduction to Trademark Law	2	0	0	2	F
15	LAW2014	Introduction to Competition Law	3	0	0	3	F
16	LAW2015	Cyber Law	3	0	0	3	F
17	LAW2016	Law on Sexual Harrassment	2	0	0	2	F
18	LAW2017	Media Laws and Ethics	2	0	0	2	F
Mathematics Basket							
1	MAT2008	Mathematical Reasoning	3	0	0	3	S
2	MAT2014	Advanced Business Mathematics	3	0	0	3	S
3	MAT2041	Functions of Complex Variables	3	0	0	3	S
4	MAT2042	Probability and Random Processes	3	0	0	3	S
5	MAT2043	Elements of Number Theory	3	0	0	3	S
6	MAT2044	Mathematical Modelling and Applications	3	0	0	3	S
Mechanical Basket							
1	MEC1001	Fundamentals of Automobile Engineering	3	0	0	3	F
2	MEC1002	Introduction to Matlab and Simulink	3	0	0	3	S/EM
3	MEC1003	Engineering Drawing	1	0	4	3	S
4	MEC2001	Renewable Energy Systems	3	0	0	3	F
5	MEC2002	Operations Research & Management	3	0	0	3	F
6	MEC2003	Supply Chain Management	3	0	0	3	S/ EM/ EN
7	MEC2004	Six Sigma for Professionals	3	0	0	3	S/EM
8	MEC2005	Fundamentals of Aerospace Engineering	3	0	0	3	F
9	MEC2006	Safety Engineering	3	0	0	3	S/EM
10	MEC2007	Additive Manufacturing	3	0	0	3	F/EM
11	MEC3069	Engineering Optimisation	3	0	0	3	S/EM
12	MEC3070	Electronics Waste Management	3	0	0	3	F/S
13	MEC3071	Hybrid Electric Vehicle Design	3	0	0	3	S/EM
14	MEC3072	Thermal Management of Electronic Appliances	3	0	0	3	S/EM
15	MEC3200	Sustainable Technologies and Practices	3	0	0	3	S/EM
16	MEC3201	Industry 4.0	3	0	0	3	S/EM
Petroleum Basket							
1	PET1011	Energy Industry Dynamics	3	0	0	3	FC
2	PET1012	Energy Sustainability Practices	3	0	0	3	FC
Physics Basket							
1	PHY1003	Mechanics and Physics of Materials	3	0	0	3	FC / SD
2	PHY1004	Astronomy	3	0	0	3	FC
3	PHY1005	Game Physics	2	0	2	3	FC / SD
4	PHY1006	Statistical Mechanics	2	0	0	2	FC
5	PHY1007	Physics of Nanomaterials	3	0	0	3	FC
6	PHY1008	Adventures in nanoworld	2	0	0	2	FC
7	PHY2001	Medical Physics	2	0	0	2	FC

8	PHY2002	Sensor Physics	1	0	2	2	FC / SD
9	PHY2003	Computational Physics	1	0	2	2	FC
10	PHY2004	Laser Physics	3	0	0	3	FC
11	PHY2005	Science and Technology of Energy	3	0	0	3	FC
12	PHY2009	Essentials of Physics	2	0	0	2	FC
Management Basket- I							
1	MGT2007	Digital Entrepreneurship	3	0	0	3	S/EM/EN
2	MGT2015	Engineering Economics	3	0	0	3	S
3	MGT2023	People Management	3	0	0	3	S/EM/ EN
Management Basket- II							
1	MGT1001	Introduction to Psychology	3	0	0	3	F
2	MGT1002	Business Intelligence	3	0	0	3	EN
3	MGT1003	NGO Management	3	0	0	3	S
4	MGT1004	Essentials of Leadership	3	0	0	3	EM/ EN
5	MGT1005	Cross Cultural Communication	3	0	0	3	S/EM/ EN
6	MGT2001	Business Analytics	3	0	0	3	S/ EM/EN
7	MGT2002	Organizational Behaviour	3	0	0	3	F
8	MGT2003	Competitive Intelligence	3	0	0	3	S
9	MGT2004	Development of Enterprises	3	0	0	3	S/EM/EN
10	MGT2005	Economics and Cost Estimation	3	0	0	3	S/EM
11	MGT2006	Decision Making Under Uncertainty	3	0	0	3	S
12	MGT2008	Econometrics for Managers	3	0	0	3	S
13	MGT2009	Management Consulting	3	0	0	3	S/EM/EN
14	MGT2010	Managing People and Performance	3	0	0	3	S/EM/EN
15	MGT2011	Personal Finance	3	0	0	3	F
16	MGT2012	E Business for Management	3	0	0	3	S/EM
17	MGT2013	Project Management	3	0	0	3	EN / EM
18	MGT2014	Project Finance	3	0	0	3	EN / EM
19	MGT2016	Business of Entertainment	3	0	0	3	EM/ EN
20	MGT2017	Principles of Management	3	0	0	3	S/EM/ EN
21	MGT2018	Professional and Business Ethics	3	0	0	3	S/EM/ EN
22	MGT2019	Sales Techniques	3	0	0	3	S/EM/ EN
23	MGT2020	Marketing for Engineers	3	0	0	3	S/EM/ EN
24	MGT2021	Finance for Engineers	3	0	0	3	S/EM/ EN
25	MGT2022	Customer Relationship Management	3	0	0	3	S/EM/ EN
26	ECO1001	Introduction to Economics	3	0	0	3	S/EM/ EN
Media Studies Basket							
1	BAJ3050	Corporate Filmmaking and Film Business	0	0	4	2	EM
2	BAJ3051	Digital Photography	2	0	2	3	EM
3	BAJ3055	Introduction to News Anchoring and News Management	0	0	2	1	EM

21.List of MOOC Courses

21.1 Presidency University students are given the opportunity to study abroad in International Universities through a selection process coordinated by the Office of International Affairs (OIA). Such selected students need to complete their credits for the semester that they are abroad in the following way:

21.1.1. The student needs to study and complete School Core and Program Core Courses in offline mode only.

- 21.1.2. Massive Open Online Course (MOOC) courses maybe given for Open Elective and Discipline Elective Courses. These courses need to be approved by the concerned BOS and Academic Council from time to time.
- 21.1.3. SWAYAM/NPTEL/ other approved MOOCs shall be approved by the concerned Board of Studies and placed in the concerned PRC.
- 21.1.4. Student shall register for these courses in the ERP of Presidency University.
- 21.1.5. For these MOOC courses faculty coordinators are identified. These faculty should have undergone similar MOOC courses and therefore should be familiar with the mode of class conduction, types of assessments and evaluation procedures.
- 21.1.6. Study materials shall be provided to the students as video lectures shared by the MOOCs Coordinator(s), or the students may access the approved MOOCs Portal directly. The mode of class conduction is determined by the MOOCs coordinator(s) as detailed in the Course Catalogue and Course Plan.
- 21.1.7. The question paper shall be prepared by the MOOCs coordinator(s).
- 21.1.8. Students write the exams in online mode. These exams are scheduled and conducted by the School.
- 21.1.9. Results are evaluated by School and given to the Office of the Controller of Examinations (CoE).
- 21.1.10. The details of the duration, credits and evaluation are given below:

Sl#	Duration	Credits	Evaluation
1.	12 weeks	3	Continuous Assessment –50 Marks Mid Term –50 Marks End Term-100 Marks
2.	8 weeks	2	Mid Term-50 Marks End Term-100 Marks
3	4 weeks	1	End Term-100 Marks

21.2 List of MOOC – B.Tech. (Information Science and Engineering)

Table 3.9: MOOC Discipline Elective Courses				
Sl.No	Course Code	Course Name	Credits	L-T-P-C
1	CSE3111	Artificial Intelligence: Search Methods for Problem Solving	3	3-0-0-3
2	CSE3112	Privacy and Security in Online Social Media	3	3-0-0-3
3	CSE3113	Computational Complexity	3	3-0-0-3
4	CSE3114	Deep Learning for Computer Vision	3	3-0-0-3
5	CSE3115	Learning Analytics Tools	3	3-0-0-3
6	CSE502	Technical Skills in JAVA	3	0-0-6-3
7	CSE503	Technical Skills in Python	3	0-0-6-3
8	CSE504	Comprehensive Technical Skills	5	0-0-10-5
9	CSE505	The Joy of Computing Using Python	3	3-0-0-3
10	CSE3119	Coding Skills in Python	3	3-0-0-3

11	CSE3121	Parallel Computer Architecture	3	3-0-0-3
12	CSE3124	Games and Information	3	3-0-0-3
13	CSE3140	Introduction to Industry 4.0 and Industrial Internet of Things	3	3-0-0-3
14	CSE3142	Affective Computing	3	3-0-0-3
15	CSE3196	Foundations of Cyber Physical Systems	3	3-0-0-3
16	CSE3197	Getting Started with Competitive Programming	3	3-0-0-3
17	CSE3198	GPU Architectures and Programming	3	3-0-0-3
18	CSE3199	Artificial Intelligence: Knowledge Representation and Reasoning	3	3-0-0-3
19	CSE3200	Programming in Modern C++	3	3-0-0-3
20	CSE3201	Circuit Complexity Theory	3	3-0-0-3
21	CSE3202	Basics of Computational Complexity	3	3-0-0-3
22	CSE3212	Introduction to Computer and Network Performance Analysis using Queuing	1	1-0-0-1
23	CSE3213	C Programming and Assembly Language	1	1-0-0-1
24	CSE3214	Python for Data Science	1	1-0-0-1
25	CSE3215	Software Conceptual Design	1	1-0-0-1
26	CSE3117	Industrial Digital Transformation	3	3-0-0-3
27	CSE3118	Blockchain for Decision Makers	3	3-0-0-3
28	CSE3349	Technology for Lawyers	3	3-0-0-3
29	CSE3430	Deep Learning for Natural Language Processing	3	3-0-0-3
30	CSE3431	Machine Learning for Engineering and Science Applications	3	3-0-0-3
31	CSE3432	Algorithms in Computational Biology and Sequence Analysis	3	3-0-0-3
32	CSE3433	Introduction to Large Language Models (LLMs)	3	3-0-0-3
33	CSE3434	Quantum Algorithms and Cryptography	3	3-0-0-3
34	CAI3430	Responsible & Safe AI Systems	3	3-0-0-3
35	CCS3416	Practical Cyber Security for Cyber Security Practitioners	3	3-0-0-3
36	IST3409	Design & Implementation of Human-Computer Interfaces	3	3-0-0-3

21.3 MOOC - Open Elective Courses for B. Tech. (Information Science and Engineering)

Table 3.10: MOOC Open Elective Courses

Courses duration is 4 weeks (01 credit)/ 8 weeks (02 credits)/ 12 weeks (03 credits)				
Sl. No.	Course Code	Course Name	Total Credits	L-T-P-C
1	BBA2022	Supply Chain digitization	3	3-0-0-3
2	BBA2021	E Business	3	3-0-0-3
3	BBB2016	Business Analytics for Management Decisions	3	3-0-0-3
4	BBB2015	Artificial Intelligence for Investments	3	3-0-0-3
5	MEC3001	Design and Development of Product	1	1-0-0-1
6	ENG3004	Perspectives of Neurolinguistics	1	1-0-0-1
7	PPS4009	Working in Contemporary Teams	1	1-0-0-1
8	MGT3001	Data Analysis and Decision Making	3	3-0-0-3
9	MEC3001	Design and Development of Product	1	1-0-0-1
10	EEE3105	Microsensors and Nanosensors	3	3-0-0-3
11	CIV3065	Drone Systems and Control	3	3-0-0-3
12	ECE3183	Neural Networks for Signal Processing - I	3	3-0-0-3
13	CIVXXXX	Disaster Management	3	3-0-0-3
Note :				
* MEC3001 is offered to the students who had 1 credit shortage because of implementation of CBCS system during their 1st year.				
** ENG3004 is offered to the students who had 2 credits shortage along with the MEC3001 because of implementation of CBCS System during their 1st year.				
*** PPS4009 is offered to only International students in place of Interview Preparedness course of their batch mates.				

22.Recommended Semester Wise Course Structure / Flow including the Programme / Discipline Elective Paths / Options

Semester Wise Course Grids/ Tables: First year - CYCLE 1

Sl. No.	Course Code	Course Name	L	T	P	C	Type of Skill/ Focus	Course Caters to	Basket
Semester 1 - Physics Cycle						19			
1	MAT2301	Calculus and Differential Equations	3	1	0	4	F		BSC
2	PHY2501	Optoelectronics and Quantum Physics	3	0	0	3	F		BSC
3	MEC1006	Engineering Graphics	2	0	0	2	S		ESC
4	ENG1900	English for Technical Communication	2	0	0	2	S		HSMC
5	CSE1500	Computational Thinking using Python	2	0	2	3	S		ESC
6	ECE2022	Digital Design	2	0	0	2	F/S		ESC

7	DES1146	Introduction to Design Thinking	1	0	0	1	F		HSMC
8	PHY2504	Optoelectronics and Quantum Physics Lab	0	0	2	1	F		BSC
9	PPS1025	Industry Readiness Program – I	0	0	2	0	S		MAC
10	ECE2052	Digital Design Lab	0	0	2	1	F/S		ESC
Semester 2 – Chemistry Cycle						22			
1	MAT2402	Probability and Statistics	3	1	0	4	F		BSC
2	CHE7601	Environmental Studies	0	0	0	0	F		MAC
3	CIV1200	Foundations of Integrated Engineering	2	0	0	2	S		ESC
4	CHE2501	Chemistry of Smart Materials	3	0	0	3	S		BSC
5	CSE2200	Problem Solving using C	2	0	0	2	S		PCC
6	ENG2501	Advanced English	2	0	0	2	S		HSMC
7	EEE1200	Basics of Electrical and Electronics Engineering	3	0	0	3	F/S		ESC
8	LAW7601	Indian Constitution	0	0	0	0	F		MAC
9	CSE2201	Problem Solving using C Lab	0	0	4	2	S		PCC
10	CHE2502	Chemistry of Smart Materials Lab	0	0	2	1	S		BSC
11	PPS1026	Industry Readiness Program – II	0	0	2	0	S		MAC
12	EEE1250	Basics of Electrical and Electronics Engineering Lab	0	0	2	1	F/S		ESC
13	ECE1511	Design Workshop	1	0	2	2	S/EM		ESC

First year - CYCLE 2

Sl. No.	Course Code	Course Name	L	T	P	C	Type of Skill/Focus	Course Caters to
Semester 1 - Chemistry Cycle						22		
1	MAT2402	Probability and Statistics	3	1	0	4	F	BSC
2	CHE7601	Environmental Studies	0	0	0	0	F	MAC
3	CIV1200	Foundations of Integrated Engineering	2	0	0	2	S	ESC
4	CHE2501	Chemistry of Smart Materials	3	0	0	3	S	BSC
5	CSE2200	Problem Solving using C	2	0	0	2	S	PCC
6	ENG2501	Advanced English	2	0	0	2	S	HSMC
7	EEE1200	Basics of Electrical and Electronics Engineering	3	0	0	3	F/S	ESC
8	LAW7601	Indian Constitution	0	0	0	0	F	MAC
9	CSE2201	Problem Solving using C Lab	0	0	4	2	S	PCC

10	CHE2502	Chemistry of Smart Materials Lab	0	0	2	1	S		BSC
11	PPS1026	Industry Readiness Program – II	0	0	2	0	S		MAC
12	EEE1250	Basics of Electrical and Electronics Engineering Lab	0	0	2	1	F/S		ESC
13	ECE1511	Design Workshop	1	0	2	2	S/EM		ESC
Semester 2 – Physics Cycle						19			
1	MAT2301	Calculus and Differential Equations	3	1	0	4	F		BSC
2	PHY2501	Optoelectronics and Quantum Physics	3	0	0	3	F		BSC
3	MEC1006	Engineering Graphics	2	0	0	2	S		ESC
4	ENG1900	English for Technical Communication	2	0	0	2	S		HSMC
5	CSE1500	Computational Thinking using Python	2	0	2	3	S		ESC
6	ECE2022	Digital Design	2	0	0	2	F/S		ESC
7	DES1146	Introduction to Design Thinking	1	0	0	1	F		HSMC
8	PHY2504	Optoelectronics and Quantum Physics Lab	0	0	2	1	F		BSC
9	PPS1025	Industry Readiness Program – I	0	0	2	0	S		MAC
10	ECE2052	Digital Design Lab	0	0	2	1	F/S		ESC

Semester 3			18	1	10	23	29			
1	MAT2303	Linear Algebra and Vector Calculus	3	1	0	4	4	EM	Nil	BSC
2	CSE2251	Data Communication and Computer Networks	3	0	0	3	3	S	Nil	PCC
3	CSE2252	Data Communication and Computer Networks Lab	0	0	2	1	2	S	Nil	PCC
4	CSE2253	Data Structures	3	0	0	3	3	S	Nil	PCC
5	CSE2254	Data Structures Lab	0	0	2	1	2	S	Nil	PCC

6	CSE2255	Object Oriented Programming Using Java	3	0	0	3	3	S/E M	Nil	PCC
7	CSE2256	Object Oriented Programming Using Java Lab	0	0	2	1	2	S/E M	Nil	PCC
8	CSE2264	Essentials of AI	3	0	0	3	3	S/E M	Nil	ESC
9	CSE2265	Essentials of AI Lab	0	0	2	1	2	S/E M	Nil	ESC
10	CSE2257	Computer Organization and Architecture	3	0	0	3	3	S	Nil	PCC
11	APT4002	Introduction to Aptitude	0	0	2	0	2	AT	Nil	MAC
12	CIV7601	Universal Human Values	0	0	0	0	0	S	Nil	MAC
Semester 4			18	2	10	24	30			
1	MAT2404	Discrete Mathematics	3	1	0	4	4	F	Nil	BSC
2	CSE2260	Database Management Systems	3	0	0	3	3	S	Nil	PCC
3	CSE2261	Database Management Systems Lab	0	0	2	1	2	S	Nil	PCC
4	CAI2500	Machine Learning	3	0	0	3	3	S/E M	MAT100 1	PCC
5	CAI2501	Machine Learning Lab	0	0	4	2	4	S/E M	MAT100 1	PCC
6	CSE2271	Software Design and Development	3	0	0	3	3	S	Nil	PCC
7	CSE2262	Analysis of Algorithms	3	1	0	4	4	S	Nil	PCC
8	CSE2263	Analysis of Algorithms Lab	0	0	2	1	2	S	Nil	PCC
9	APT4004	Aptitude Training - Intermediate	0	0	2	0	2	AT	Nil	MAC
10	FIN1002	Essentials of Finance	3	0	0	3	3	S	Nil	HSM C
Semester 5			18	0	8	23	26			
1	CSE2266	Theory of	3	0	0	3	3	S	Nil	PCC

		Computation								
2	ISE2502	Information Retrieval	3	0	0	3	3	S	CSE2011	PCC
3	ISE2500	Software Testing and Quality Assurance	3	0	0	3	3	S/E M	CSE2024	PCC
4	ISE2501	Software Testing and Quality Assurance Lab	0	0	2	1	2	S/E M	CSE2024	PCC
5	CSE2258	Web Technologies	3	0	0	3	3	S/E M	Nil	PCC
6	CSE2259	Web Technologies Lab	0	0	2	1	2	S/E M	Nil	PCC
7	CSE2269	Operating Systems	3	0	0	3	3	S	Nil	PCC
8	CSE2270	Operating Systems Lab	0	0	2	1	2	S/E M	Nil	PCC
9	CSEXXXX	Professional Elective – I	3	0	0	3	3	S/E M	Nil	PEC
10	CSE7000	Internship	0	0	0	2	0	S/E M	Nil	PRW
11	APT4006	Logical and Critical Thinking	0	0	2	0	2	AT	Nil	MAC
Semester 6			0	0	8	22	29			
1	CSE2502	Cryptography and Network Security	3	0	0	3	3	S	CSE2251	PCC
2	ISE2503	Information Theory and Coding	3	0	0	3	3	S/E M	CSE2002	PCC
3	ISE2504	Image Processing and Computer Vision	3	0	0	3	3	S/E M	IST2503	PCC
4	ISE2505	Image Processing and Computer Vision Lab	0	0	2	1	2	S/E M	IST2503	PCC
5	CSE2274	Competitive Programming and Problem Solving	0	0	4	2	4	S/E M	Nil	ESC
6	CSEXXXX	Professional Elective – II	3	0	0	3	3	S	Nil	PEC
7	CSEXXXX	Professional Elective – III	3	0	0	3	3	S	Nil	PEC
8	XXXXXXX	Open Elective – I	3	0	0	3	3	S	Nil	OEC

9	APT4005	Aptitude for Employability	0	0	2	1	2	AT	Nil	HSM C
Semester 7			12	0	2	17	14			
1	CSEXXXX	Professional Elective – IV	3	0	0	3	3	S	Nil	PEC
2	CSEXXXX	Professional Elective – V	3	0	0	3	3	S	Nil	PEC
3	CSEXXXX	Professional Elective – VI	3	0	0	3	3	S	Nil	PEC
4	XXXXXXX	Open Elective – II	3	0	0	3	3	S	Nil	OEC
5	PPS3018	Preparedness for Interview	0	0	2	1	2	SS	Nil	HSM C
6	CSE7100	Mini Project	0	0	0	4	0	S	Nil	PRW
Semester 8			0	0	0	10	0			
1	CSE7300	Capstone Project	0	0	0	10	0	S/E M	Nil	PRW

23.Course Catalogue

Course Catalogue of all Courses Listed including the Courses Offered by other School / Department and Discipline / Programme Electives – Course Code, Course Name, Prerequisite, Anti-requisite, Course Description, Course Outcome, Course Content (with Blooms Level, CO, No. of Contact Hours), Reference Resources.

The Course Catalogues for the Courses offered in each basket are attached below:

Course Code: MAT2301	Course Title: Calculus and Differential Equations Type of Course: BSC – Theory	L-T- P- C	3	1	0	4
Version No.	2.0					
Course Pre-requisites	NIL					
Anti-requisites	NIL					
Course Description	The course focuses on the concepts of calculus and linear algebra with reference to specific engineering problems. The course is of both conceptual and analytical type in nature.					
Course Objective	The objective of the course is to familiarize the learners with the concepts of “CALCULUS AND LINEAR ALGEBRA” and attain Skill Development through problem solving techniques.					

Course Out Comes	<p>On successful completion of the course the students shall be able to:</p> <ol style="list-style-type: none"> 1) Comprehend the knowledge of applications of matrix principles. 2) Understand the concept of partial derivatives and their applications. 3) Apply the principles of integral calculus to evaluate integrals. 4) Adopt the various analytical methods to solve differential equations. 				
Course Content:					
Module 1	Linear Algebra				16 Classes
	<p>Review: Types of matrices, elementary transformations,</p> <p>Linear Algebra:</p> <p>Echelon form, rank of a matrix, consistency and solution of system of linear equations - Gauss elimination method, Gauss-Jordan method.</p> <p>Eigenvalues and Eigenvectors of a real matrix – Characteristic equation – Properties of Eigenvalues and Eigenvectors – Cayley-Hamilton theorem – Diagonalization of matrices – Reduction of a quadratic form to canonical form by orthogonal transformation – Nature of quadratic forms.</p> <p>Engineering Applications of Linear Algebra.</p>				
Module 2	Partial Derivatives				14 CLASSES
	<p>Review: Differential calculus with single variable.</p> <p>Differential Calculus:</p> <p>Partial differentiation, Homogeneous functions and Euler's theorem, Total derivative, Change of variables, Jacobians, Partial differentiation of implicit functions, Taylor's series for functions of two variables, Maxima and minima of functions of two variables, Lagrange's method of undetermined multipliers.</p> <p>Engineering Applications of partial derivatives.</p>				
Module 3	Integral calculus				12 Classes
	<p>Review: Integral calculus for single integrals.</p> <p>Integral calculus:</p> <p>Multiple Integrals- Double integrals – Change of order of integration – Double integrals in polar coordinates – Area enclosed by plane curves, evaluation of triple integrals-change of variables between Cartesian and cylindrical and spherical polar co-ordinates.</p> <p>Beta and Gamma functions–inter-relation-evaluation of integrals using gamma and beta functions. Evaluate double & triple integrals.</p>				

Module 4	Differential Equations	Assignment		Programming	18 Classes
	<p>Definition, types of differential equations, order and degree, Linear Differential Equations, Bernoulli's Differential Equation, Exact and Non - Exact Differential Equations.</p> <p>Higher order Differential Equation with constant coefficients and with right hand side of the form e^{ax}, $\sin ax$, $\cos ax$, $e^{ax}f(x)$, $x^n f(x)$ etc., Linear equations with variable coefficients such as Cauchy Equation and Lagrange's Equation, Method of Variation of Parameters.</p> <p>Engineering applications of differential equations.</p>				
	<p>Targeted Application & Tools that can be used:</p> <p>The contents of this course has direct applications in most of the core engineering courses for problem formulations, Problem Solution and system Design.</p> <p>Tools Used: Python.</p>				
	Assignment:				
	<p>List at least 3 sets of Matrix Applications concerning the respective branch of Engineering and obtain the solution using C Programming/Python.</p> <p>Select any one simple differential equation pertaining to the respective branch of engineering, identify the dependent and independent variable – Obtain the solution and compare the solution sets by varying the values of the dependent variable.</p>				
	<p>Text Book</p> <p>Sankara Rao, Introduction to Partial differential equations, Prentice Hall of India, edition, 2011</p> <p>B. S. Grewal (2017), Higher Engineering Mathematics by, 44th Edition, Khanna Publishers.</p>				
	<p>References:</p> <p>Victor Henner, Tatyana Belozerovala, Mikhail Khenner, Ordinary and Partial Differential Equations, CRC Press, Edition, 2013.</p> <p>Walter Ledermann, Multiple integrals, Springer, 1st edition</p> <p>Lay, Linear Algebra and its applications, 3rd Ed., 2002, Pearson Education India.</p> <p>Erwin Kreyszig, Advanced Engineering Mathematics, John Wiley and sons, Inc. 10th Edition</p> <p>MatLab usage manual</p> <p>E-resources/ Web links:</p> <ol style="list-style-type: none"> 1. https://nptel.ac.in/courses/109104124 2. https://nptel.ac.in/courses/111106051 3. https://nptel.ac.in/courses/111102137 4. https://www.cuemath.com/learn/mathematics/algebra-vs-calculus/ 				

	<p>5. https://stanford.edu/~shervine/teaching/cs-229/refresher-algebra-calculus</p> <p>6. https://math.hmc.edu/calculus/hmc-mathematics-calculus-online-tutorials/linear-algebra/</p> <p>7. https://www.math.hkust.edu.hk/~maqian/ma006_0607F.html</p> <p>8. https://www.scu.edu.au/study-at-scu/units/math1005/2022/</p>
	<p>Topics relevant to SKILL DEVELOPMENT: The course focuses on the concepts of calculus and linear algebra with reference to specific engineering problems. The course is of both conceptual and analytical type in nature. The lab sessions associated with the course are concerned with acquiring an ability to use the MATLAB software. for Skill Development through Experiential Learning methodologies. This is attained through assessment component mentioned in course handout.</p>

Course Code: PHY2501	Course Title: Optoelectronics and Quantum Physics Type of Course: 1] School Core	L-T-P-C	3	0	0	3
Version No.	1.0					
Course Pre-requisites	NIL					
Anti-requisites	NIL					
Course Description	The purpose of this course is to enable the students to understand the fundamentals, working and applications of optoelectronic devices and to develop the basic abilities to appreciate the applications of advanced microscopy and quantum computers. The course develops the critical thinking and analytical skills.					
Course Out Comes	On successful completion of the course the students shall be able to: CO1: To understand the concepts of electrical conducting properties of metal, semiconductor and superconductivity. CO2: To understand the principles of quantum mechanics. CO3: Discuss the quantum concepts used in quantum computers. CO4: Explain the applications of lasers and optical fibers in various technological fields.					
Course Objective	The objective of the course is to familiarize the learners with the concepts of “Applied Physics for Computer Science Cluster “and to attain the basic knowledge related to quantum mechanics and computation.					
Course Content:						
Module 1	Electrical Conductivity Of Solids And Semiconducting Devices	Assignmen t	11 Sessions			
Topics: Classification of materials based on bandgap, Fermi energy and Fermi level, Fermi level in semiconductors, Law of mass action, Electrical conductivity of a semiconductor, Hall effect, Superconductivity, p-n						

junctions, Zener diode, Solar cells, I-V characteristics, and LEDs			
Module 2	Quantum Mechanics	Assignment	11 Sessions
Topics: Introduction, de-Broglie hypothesis, Heisenberg's uncertainty principle- statement and physical significance. Wave function-properties and physical significance. Schrodinger's time independent wave equation, Probability density and normalization of wave function. Wave Function in Ket Notation: Matrix form of wave function, Identity operator, Determination of $ 0\rangle$ and $ 1\rangle$, Pauli Matrices and its operations on 0 and 1 states, Mention of Conjugate and Transpose, Unitary Matrix U, Examples: 2x2 Matrices and their multiplication (Inner Product), Probability, Orthogonality			
Module 3	Quantum Computing	Term paper	12 Sessions
Topics: Introduction to quantum computing, Moore's law & its end, Differences between classical and quantum computing, Concept of Qubit and its properties, Representation of qubit by Bloch sphere, Quantum Gates: Single Qubit Gates: Quantum Not Gate, Pauli Z Gate, Hadamard Gate, Phase Gate (or S Gate), T Gate. Multiple Qubit Gates: Controlled gate - CNOT Gate, (Discussion for 4 different input states). Representation of Swap gate, Controlled - Z gate, Toffoli gate. Problems.			
Module 4	Lasers And Optical Fibers	Term paper	11 Sessions
Topics: Interactions of radiations with matter, expression for energy density of a system under thermal equilibrium in terms of Einstein's coefficients, conditions for LASER action using Einstein's coefficients, Characteristics of laser, conditions and requisites of laser, Principle of optical fibers, Numerical aperture and acceptance angle (Qualitative), Attenuation, Applications: Point to point communication with block diagram, application of optical fibers in endoscopy.			
<p>Targeted Application & Tools that can be used:</p> <p>Areas of application are optoelectronics industry, Solar panel technologies, quantum computing software, electronic devices using transistors and diodes, memory devices, endoscopy, SQUIDS in MRI, Advanced material characterizations using SEM and STM.</p> <p>Origin, excel and Mat lab soft wares for programming and data analysis.</p>			
Project work/Assignment: Mention the Type of Project /Assignment proposed for this course			
<p>Assessment Type</p> <p>Midterm exam</p> <p>Assignment (review of digital/ e-resource from PU link given in references section - mandatory to submit screen shot accessing digital resource.)</p> <p>Quiz</p> <p>End Term Exam</p> <p>Self-Learning</p> <ol style="list-style-type: none"> 1. Prepare a comprehensive report on non-conventional energy resources in Karnataka and their pros and cons. 2. Write a report on importance of quantum entanglement in supercomputers. 			

Text Book

Engineering Physics by Avadhanalu, Revised edition, S. Chand Publications, 2024.

Quantum Computation and Quantum Information, Michael A. Nielsen & Isaac L. Chuang, Cambridge Universities Press, 2010 Edition

References: 1. Elementary Solid state Physics: Principles and Applications by M.A. Omar, 1st Edition, Pearson Publications, 2002.

2. Principles of Quantum Mechanics by R Shankar, 2nd edition, springer Publications, 2011.

3. Optoelectronics: An Introduction by John Wilson and John Hawkes, 3rd edition, Pearson Publications, 2017.

4. Engineering Physics by Gaur and Gupta, Dhanpat Rai Publications, 2012.

5. Introduction to Quantum Mechanics, David J Griffiths, Cambridge University Press, 2019

E-Resources:

<https://search.ebscohost.com/login.aspx?direct=true&db=nlebk&AN=553045&site=ehost-live>

<https://search.ebscohost.com/login.aspx?direct=true&db=nlebk&AN=833068&site=ehost-live>

<https://search.ebscohost.com/login.aspx?direct=true&db=nlebk&AN=323988&site=ehost-live>

<https://search.ebscohost.com/login.aspx?direct=true&db=nlebk&AN=1530910&site=ehost-live>

<https://search.ebscohost.com/login.aspx?direct=true&db=nlebk&AN=486032&site=ehost-live>

Topics relevant to “SKILL DEVELOPMENT”: Fundamentals of materials, Lasers and optical fibers.

for Skill Development through Participative Learning Techniques. This is attained through the Assignment/ Presentation as mentioned in the assessment component in course handout.

Course Code: MEC1006	Course Title: Engineering Graphics Type of Course: School Core & Theory Only	L- T- P- C	2	0	0	2
-------------------------	---	------------	---	---	---	---

Version No.		1.2				
Course Pre-Requisites		NIL				
Anti-requisites		NIL				
Course Description		The course is designed with the objective of giving an overview of engineering graphics. It is introductory in nature and acquaints the students with the techniques used to create engineering drawings. The course emphasizes on projection of points, lines, planes and solids and isometric projections.				
Course Objective		The objective of the course is to familiarize the learners with the concepts of “Engineering Graphics” and attain SKILL DEVELOPMENT through Problem solving methodologies.				
Course Outcomes		On successful completion of this course the students shall be able to: Demonstrate competency of Engineering Graphics as per BIS conventions and standards. Comprehend the theory of projection for drawing projections of Points, Lines and Planes under different conditions. Prepare multiview orthographic projections of Solids by visualizing them in different positions. Prepare pictorial drawings using the principles of isometric projections to visualize objects in three dimensions.				
	Course Content:					
Module 1		Introduction to Drawing	Assignment		Standard technical drawing	7 Sessions
	Topics: Introduction, drawing instruments and their uses, relevant BIS conventions and standards, Lettering, Line conventions, dimensioning, Selection of drawing sheet size and scale. [02 Hours: Comprehension Level]					
Module 2		Orthographic projections of	Assignment		Projection methods Analysis	7 Sessions
		Points, Straight Lines and Plane Surfaces				

<p>Topics:</p> <p>Introduction, Definitions – Elements of projection and methods of projection, Planes of projection, reference line and conventions adopted. First angle and third angle projections. Projection of Points in all 4 quadrants. Projections of Straight Lines (located in first quadrant/first angle projection only): True and apparent lengths, true and apparent Inclinations to reference planes. (No application problems). Projection of Plane surfaces (First angle projection): Regular plane surfaces – triangle, square, rectangle, pentagon, hexagon and circle – in different positions inclined to both the planes using change of position method only.</p> <p>[10 Hours: Application Level]</p>				
Module 3	Orthographic Projections of Solids	Assignment	Multi-view drawing Analysis	8 Sessions
<p>Topics:</p> <p>Introduction, Projection of right regular prisms, pyramids, cone, hexahedron and tetrahedron in different positions (Problems resting on HP only and First angle projection).</p> <p>[10 Hours: Application Level]</p>				
Module 4	Isometric Projections of Solids (Using isometric scale only)	Assignment	Spatial Visualization	8 Sessions
<p>Topics:</p> <p>Introduction, Isometric scale, Isometric projections of right regular prisms, cylinders, pyramids, cones and their frustums, spheres and hemispheres, hexahedron (cube), and combination of 2 solids, conversion of orthographic view to isometric projection of simple objects.</p> <p>[8 Hours: Application Level]</p>				
<p>Text Book:</p> <p>1.N. D. Bhatt, “Engineering Drawing: Plane and Solid Geometry,” Charotar Publishing House Pvt. Ltd.</p>				
<p>References:</p> <p>K.R. Gopalakrishna, “Engineering Graphics”, Subhash Publishers, Bangalore.</p> <p>D. M. Kulkarni, A. P. Rastogi, A. K. Sarkar, “Engineering Graphics with AutoCAD,” Prentice Hall.</p> <p>D. A. Jolhe, “Engineering Drawing with Introduction to AutoCAD,” Tata McGraw Hill.</p> <p>Web resources:</p> <p>https://nptel.ac.in/courses/112103019</p>				
<p>Topics relevant to “SKILL DEVELOPMENT”: Projection in first and third angle for SKILL DEVELOPMENT through Problem Solving methodologies. This is attained through the assessment component mentioned in the course handout.</p>				

Course Code: ENG1900	Course Name: English for Technical Communication	L- T- P- C	2	0	0	2
Version No.						
Course Pre-requisites	NIL					
Anti-requisites	NIL					
Course Description	This course enhances the technical communication skills of BTech and BCA students, focusing on clarity, precision, and conciseness in academic and professional settings. Students will learn to differentiate between general and technical communication, analyze technical content, develop structured writing skills, and deliver effective presentations. Through interactive activities such as TED Talk analyses, report writing, and presentation practice, the course provides hands-on experience for real-world applications. By the end, students will be equipped to communicate complex technical information effectively in various professional contexts.					
Course Outcomes	On successful completion of the course the students shall be able to: Differentiate between general and technical communication. Explain key reading comprehension techniques to enhance understanding of technical texts. Write clear, concise, and well-structured technical reports and documents. Deliver technical presentations and implement peer feedback for continuous improvement. Explain ethical practices in digital communication for professional use.					
Course Content: Theory						

Module 1	Technical communication	Quiz	Listening	6 Hours
<p>Introduction to Communication</p> <p>Technical vs. General Communication</p> <p>Characteristics of technical communication</p> <p>Importance of clarity, precision, and objectivity</p> <p>Activity:</p> <p>Watching TED Talks/videos to identify differences in technical and general vocabulary</p>				
Module 2	Technical Reading	Assignment	Reading	6 hours
<p>Reading Comprehension</p> <p>Note making & Notetaking</p> <p>Content Analysis</p> <p>Activity:</p> <p>Reading technical articles and answering comprehension questions</p> <p>Note making techniques</p>				
Module 3	Technical Writing	Assignment	Writing	6 hours
<p>Paragraph Writing</p> <p>Structure of a paragraph (topic sentence, supporting details, coherence)</p> <p>Report Writing</p> <p>Structure of technical and project reports (Introduction, Methods, Results, Discussion)</p> <p>Activity:</p> <p>Writing a structured paragraph on a technical topic</p> <p>Writing project reports</p>				
Module 4	Professional Presentation	Presentation	Speaking	6 Hours
<p>Introduction to Presentation Skills</p> <p>Preparing a Presentation</p> <p>Structuring content (Introduction, Body, Conclusion)</p>				

Designing effective slides (Text. visual aids, readability, and impact)

Delivering a Presentation

Engagement techniques, Storytelling, narration, pitching ideas handling Q&A

Conviction, commitment, generating interest through enthusiasm

Demonstration & Practice

Giving presentations on topics based on their academic interest

Evaluating and providing peer feedback

Activity:

Analyze a real-world engineering issue and present solutions using a structured approach.

Module 5	Digital Communication and Ethics	Assignment	Digital Awareness	6 Hours
----------	----------------------------------	------------	-------------------	---------

Introduction to Digital Communication Platforms

Influence of Internet Slang, Emojis, and Memes on Language

Ethics in Digital Communication

Activity:

Create a 100-word social media post for a technical topic, focusing on clarity and tone for a general audience.

Targeted Application & Tools that can be used: ChatGPT, Deep seek, Gemini, YouTube, Instagram, Quill Bot, Grammarly, Padlet

References:

Text books:

Gupta, R.C. Technical Communication. 2nd ed., Cambridge University Press, 2021.

Lannon, John M., and Laura J. Gurak. Technical Communication. 15th ed., Pearson, 2022.

Reference Books:

Gerson, Sharon J., and Steven M. Gerson. Technical Communication: Process and Product. 9th ed., Pearson, 2020.

Lannon, John M., and Laura J. Gurak. Technical Communication. 15th ed., Pearson, 2022.

Markel, Mike, and Stuart A. Selber. Technical Communication. 13th ed., Bedford/St. Martin's, 2020.

Reynolds, George. Ethics in Information Technology. 6th ed., Cengage Learning, 2018.

Wempen, Faithe. Digital Literacy for Dummies. Wiley, 2014.

Web Resources:

https://owl.purdue.edu/owl/subject_specific_writing/technical_writing.

<https://journals.ieeeauthorcenter.ieee.org/>.

<https://www.stc.org/>.

<https://ocw.mit.edu/>. <https://www.ted.com/talks>.

https://owl.purdue.edu/owl/subject_specific_writing/professional_technical_writing/digital_writing.html.

<http://www.albion.com/netiquette/>.

<https://www.unesco.org/en/artificial-intelligence/ethics>.

Topics Relevant to “employability”: Teamwork and Collaboration, Critical Thinking and Problem- Solving

Topics Relevant to “Human Values and Professional Ethics”: Critical reasoning, Inclusivity and Fairness

Course Code: CSE1500	Course Title: Computational Thinking using Python Type of Course: ESC - Theory	L- T-P- C	2	0	2	3
Version No.	1.0					
Course Pre-requisites	NIL					
Anti-requisites	NIL					
Course Description	The purpose of this course is to enable the students to develop python scripts using its basic programming features and also to familiarize the Python IDLE and other software's. This course develops analytical skills to enhance the programming abilities. The associated laboratory provides an opportunity to validate the concepts taught and enhances the ability to build real time applications.					
Course Object	The objective of the course is to familiarize the learners with the concepts of Programming in Python and attain Employability through Problem Solving Methodologies.					
Course Outcomes	On successful completion of this course the students shall be able to: Summarize the basic Concepts of python. Demonstrate proficiency in using data structures. Illustrate user-defined functions and exception handling. Identify the various python libraries.					
Course Content:						
Module 1	Basics of Python programming	Assignment	Programming		12 Classes	
Topics: Data types, operators and Expressions, Input and Output Statements. Control Structures – Selective and Repetitive structures						
Module 2	Indexed and Associative Data Structures	Simple applications	Programming		11 Classes	
Topics: Strings, Lists, Sets, Tuples, Dictionaries						
Module 3	Functions, Exception handling and libraries	Case study	Programming		12 Classes	
Topics: User defined functions, exception handling, Introduction to python built-in libraries						

Targeted Application & Tools that can be used:

Targeted Application: Web application development, AI, Operating systems Tools: Python IDLE, ANACONDA

Application Areas:

Web Development

Course Code: ECE2022	Course Title: Digital Design Type of Course: ESC - Theory	L- P- T-C	2	0	0	2
Version No.	1.0					
Course Pre-requisites	NIL					
Anti-requisites	NIL					
Course Description	<p>The purpose of this course is to enable the students to appreciate the fundamentals of digital logic circuits and Boolean algebra focusing on both combinational and sequential logic circuits. The course emphasizes on minimization techniques for making canonical and low-cost digital circuit implementations. This course deals with analysis and design of digital electronic circuits. The course also creates a foundation for future courses which includes Computer Architecture, Microprocessors, Microcontrollers, and Embedded Systems etc.</p> <p>The course enhances the Design, Implementation and Programming abilities through laboratory tasks. The associated laboratory provides an opportunity to verify the theoretical knowledge.</p>					
Course Objective	The objective of the course is SKILL DEVELOPMENT of the student by using PARTICIPATIVE LEARNING techniques.					
Course Outcomes	<p>On successful completion of this course the students shall be able to:</p> <p>Describe the concepts of number systems, Boolean algebra and logic gates.</p> <p>Apply minimization techniques to simplify Boolean expressions.</p> <p>Demonstrate the Combinational circuits for a given logic</p> <p>Demonstrate the Sequential and programmable logic circuits</p> <p>Implement various combinational and sequential logic circuits using gates.</p>					
Course Content:						
Module 1	Fundamentals of Number	Application	Data Analysis	10 classes		

	systems- Boolean algebra and digital logic	Assignment	task	
<p>Topics:</p> <p>Review of Number systems and logic gates, Number base conversions, Overview of Boolean functions and simplifications, two, three, four variable K-Maps- Don't care conditions- Both SOP and POS- Universal Gates (NAND & NOR) Implementations. Introduction to HDL.</p>				
Module 2	Boolean function simplification	Application Assignment	Data Analysis task	10 Classes
<p>Topics:</p> <p>Introduction to Combinational circuits, Analysis, Design procedure, Binary Adder and Subtractor, Magnitude comparator, Parity generator and checker, Multiplexers-Demultiplexers, Decoders, Encoders and Priority Encoders, HDL Models of combinational circuits.</p>				
Module 3	Combinational Logic circuits:	Application Assignment	Programming Task & Data Analysis task	10 Classes
<p>Topics:</p> <p>Introduction to sequential circuits, Storage elements: latches and flip flops, Characteristic tables and equations, excitation table, Analysis of clocked sequential circuits, Mealy & Moore Models of finite state machines - Registers & Counters. HDL Models of Sequential circuits.</p>				
<p>Text Book(s):</p> <p>Mano, M. Morris and Ciletti Michael D., "Digital Design", Pearson Education, 6th edition</p> <p>Thomas L. Floyd "DIGITAL LOGIC DESIGN", Pearson Education, fourth edition.</p>				
<p>Reference(s):</p> <p>Reference Book(s):</p> <p>R1. Jain, R. P., "Modern Digital Electronics", McGraw Hill Education (India), 4th Edition</p> <p>R2. Roth, Charles H., Jr and Kinney Larry L., "Fundamentals of logic Design", Cengage Learning, 7th Edition</p> <p>Online Resources (e-books, notes, ppts, video lectures etc.): Book Free Download (studymaterialz.in)</p> <p>eBook1: Mano, M. Morris and Ciletti Michael D., "Digital Design", Pearson Education.</p>				

}

eBook2:Floyd “DIGITAL LOGIC DESIGN” fourth edition- ePub, eBook- [PDF] DIGITAL LOGIC DESIGN FOURTH EDITION FLOYD | abri.engenderhealth.org.

NPTEL Course- NPTEL :: Electrical Engineering - NOC:Digital Electronic Circuits

Digital Logic Design PPT Slide 1 (iare.ac.in)

Lab Tutorial: Multisim Tutorial for Digital Circuits - Bing video

CircuitVerse - Digital Circuit Simulator online

Learn Logisim ➡ Beginners Tutorial | Easy Explanation! - Bing video

Digital Design 5: LOGISIM Tutorial & Demo

7. <https://presiuniv.knimbus.com/user#/home>

E-content:

Z. Xin-Li and W. Hong-Ying, "The Application of Digital Electronics in Networking Communication," 2016 Eighth International Conference on Measuring Technology and Mechatronics Automation (ICMTMA), 2016, pp. 684-687, doi: 10.1109/ICMTMA.2016.168.

An encoding technique for design and optimization of combinational logic circuit Dipayan Bhadra;Tanvir Ahmed Tarique;Sultan Uddin Ahmed;Md. Shahjahan;Kazuyuki Murase 2010 13th International Conference on Computer and Information Technology (ICCIT)

A. Matrosova and V. Provkin, "Applying Incompletely Specified Boolean Functions for Patch Circuit Generation," 2021 IEEE East-West Design & Test Symposium (EWDTS), 2021, pp. 1-4, doi: 10.1109/EWDTS52692.2021.9581029.

A. Matrosova, V. Provkin and E. Nikolaeva, "Masking Internal Node Faults and Trojan Circuits in Logical Circuits," 2019 IEEE East-West Design & Test Symposium (EWDTS), 2019, pp. 1-4, doi: 10.1109/EWDTS.2019.8884434.

Topics related to development of “**SKILL DEVELOPMENT**”: Adders, Multiplexers, Decoders / Encoders; Flip-Flops, Counters and Registers.

Course Code:	Course Title: Introduction to Design Thinking Type of Course: Theory	L-T-P- C	1	0	0	1
--------------	---	----------	---	---	---	---

DES1146						
Version No.		1.0				
Course Pre-requisites		NIL				
Anti-requisites		NIL				
Course Description		The course aims to introduce students to the fundamental principles and processes of Design Thinking and will learn to apply Design Thinking methodologies to real-world challenges. The course emphasizes empathy, creativity, and collaboration, equipping students with essential skills for successful engineering practice.				
Course Objective		This course is designed to develop and familiarize the learners with the concepts of creating thinking and attain Entrepreneurship by using Participative Learning techniques.				
Course Outcomes		On successful completion of the course the students shall be able to: Understand the concept and importance of Design Thinking. Differentiate between traditional problem-solving and Design Thinking. Identify the core stages of the Design Thinking process.				
Course Content:		All assignments and projects must be developed using the reference materials available from the PU e-resource database – JSTOR, EBSCO, Library OPAC, NPTEL Videos, etc.				
Module 1	Introduction to Design Thinking	Visual journal, book of essays, context-specific assignment/project		Visual output generation, by Visual Journal and narrative development.	3 hours	
	Topic Definition and Introduction to Design Thinking Understand the Design Thinking Process					
Module 2	Design Thinking in Action	Visual journal, book of essays, context-specific assignment/project		Visual output generation, by visual journal and narrative development.	12 hours	
	Topics: Introduction to the steps of Design Thinking Process Understand use cases of Design thinking Design Thinking and Research Tools pertaining to Consumer Tech. , Home Tech. , Personal Tech. , Auto Tech. or Extended Reality.					

	<p>Targeted Application & Tools that can be used:</p> <p>Design ideation tools like Miro , SCAMPER etc.</p> <p>Research Tools for Human Centric Design using forecasting tools like WGSN</p> <p>Feedback tools like Google Forms , etc.</p> <p>Expert Lectures</p>
	<p>Text Book</p> <p>Thinking Design by S Balaram. New Delhi [India]: Sage Publications Pvt. Ltd. 2010. eBook., Database: eBook Collection (EBSCOhost)</p> <p>https://puniversity.informaticsglobal.com:2284/ehost/detail/detail?vid=6&sid=18ab1f43-1f92-4d02-ae2e-a9c06dc06d8c%40redis&bdata=JnNpdGU9ZWWhvc3QtbGl2ZQ%3d%3d#AN=354920&db=nlebk</p>
	<p>References</p> <p>Design Thinking by Clarke, Rachel Ivy. Series: Library Futures, Vol. 4. Chicago: ALA Neal-Schuman. 2020. eBook., Database: eBook Collection (EBSCOhost)</p> <p>https://puniversity.informaticsglobal.com:2282/ehost/detail/detail?vid=4&sid=c80a7d79-eda4-4b7e-a0d6-afafe437962b%40redis&bdata=JnNpdGU9ZWWhvc3QtbGl2ZQ%3d%3d#AN=2433506&db=nlebk</p> <p>The Pocket Universal Methods of Design: 100 Ways to Research Complex Problems, Develop Innovative Ideas, and Design Effective Solutions by Bruce Hanington; Bella Martin. Minneapolis: Rockport Publishers. 2017. eBook., Database: eBook Collection (EBSCOhost)</p> <p>https://puniversity.informaticsglobal.com:2282/ehost/detail/detail?vid=11&sid=f086b8c2-260e-4caa-8c48-d732c21a7724%40redis&bdata=JnNpdGU9ZWWhvc3QtbGl2ZQ%3d%3d#AN=1638693&db=nlebk</p> <p>What Is Design Thinking and Why Is It Important? By Rim Razzouk and Valerie Shute - Review of Educational Research, Vol. 82, No. 3 (September 2012), pp. 330-348 (19 pages), Published by: American Educational Research Association</p> <p>https://puniversity.informaticsglobal.com:2054/stable/23260048?Search=yes&resultItemClick=true&searchText=design+thinking&searchUri=%2Faction%2FdoBasicSearch%3FQuery%3Ddesign%2Bthinking%26so%3Drel&ab_segments=0%2FSYC-6168%2Ftest&refreqid=fastly-default%3Acb1be24976e25734cb5fc13a8af6fdfb&seq=1#metadata_info_tab_contents</p> <p>Abductive Thinking and Sensemaking: The Drivers of Design Synthesis by John Kolko, Design Issues, Vol. 26, No. 1 (Winter, 2010), pp. 15-28 (14 pages), Published by: The MIT Press</p> <p>https://puniversity.informaticsglobal.com:2054/stable/20627839?Search=yes&resultItemClick=true&searchText=design+thinking&searchUri=%2Faction%2FdoBasicSearch%3FQuery%3Ddesign%2Bthinking%26so%3Drel&ab_segments=0%2FSYC-6168%2Ftest&refreqid=fastly-default%3A0b89336ea274d63c010536b01316d7bb&seq=1#metadata_info_tab_contents</p> <p>Designerly Ways of Knowing: Design Discipline versus Design Science by Nigel Cross, Design Issues, Vol. 17, No. 3 (Summer, 2001), pp. 49-55 (7 pages), Published by: The MIT Press</p> <p>https://puniversity.informaticsglobal.com:2054/stable/1511801?Search=yes&resultItemClick=true&searchText=design+thinking&searchUri=%2Faction%2FdoBasicSearch%3FQuery%3Ddesign%2Bthinking%26so%3Drel&ab_segments=0%2FSYC-6168%2Ftest&refreqid=fastly-default%3A0b89336ea274d63c010536b01316d7bb&seq=1#metadata_info_tab_contents</p>

chText=design+thinking&searchUri=%2Faction%2FdoBasicSearch%3FQuery%3Ddesign%2Bthinking%26so%3Drel&ab_segments=0%2F5YC-6168%2Ftest&refreqid=fastly-default%3A0d5b607b163f60876ca973ed90e22b1c&seq=1#metadata_info_tab_contents

Course Code: PHY2504	Course Title: Optoelectronics and Quantum Physics Lab Type of Course: 1] School Core	L-T-P-C	0	0	2	1
Version No.	1.0					
Course Pre-requisites	NIL					
Anti-requisites	NIL					
Course Description	The laboratory provides an opportunity to validate the concepts taught and enhances the ability to use the concepts for technological applications. The laboratory tasks aim to develop following skills: An attitude of enquiry, confidence and ability to tackle new problems, ability to interpret events and results, observe and measure physical phenomena, select suitable equipment, instrument and materials, locate faults in systems.					
Course Out Comes	On successful completion of the course the students shall be able to: CO1: To understand electrical and optical properties of materials CO2: Interpret the results of various experiments to verify the concepts used in optoelectronics and advanced devices.					
Course Objective	The objective of the course is to familiarize the learners with the concepts of “Applied Physics for Computer Science Cluster “and attain Skill Development through Experiential Learning techniques					
List of Laboratory Tasks: Experiment No. 1: Experimental errors and uncertainty using excel Level 1: Calculation of accuracy and precision of a given data Level 2: propagation of errors in addition, subtraction, multiplication and division. Experiment N0 2: To determine the wavelength of semiconductor diode Laser and to estimate the particle size of lycopodium powder using diffraction. Level 1: Determination of Wavelength of Laser Level 2: Finding the particle size of lycopodium powder.						

Experiment No. 3: To determine the proportionality of Hall Voltage, magnetic flux density and the polarity of Charge carrier.

Level 1: To determine the proportionality of Hall Voltage and magnetic flux density

Level 2: To determine the polarity of Charge carrier.

Experiment No. 4: To study the I-V characteristics of a given zener diode in forward and reverse bias conditions.

Level 1: To study I –V characteristics of the given Zener diode in reverse bias and to determine break down voltage.

Level 2: To study I –V characteristics of the given Zener diode in forward bias and to determine knee voltage and forward resistance.

Experiment No. 5: To study input and output characteristics of a given Transistor.

Level 1: To determine the input resistance of a given transistor.

Level 2: To determine current transfer characteristics and transistor parameters of a given transistor.

Experiment No. 6: Determination of Fermi energy and Fermi temperature of a given metal and bimetallic wire.

Level 1: Determination of Fermi energy and Fermi temperature of given metal wire.

Level 2: Determination of Fermi energy and Fermi temperature of given bimetallic wire.

Experiment No. 7: To study the I-V characteristics and I-R characteristics of a solar cell as a function of the irradiance.

Level 1: To study the I-V characteristics

Level 2: I-R characteristics of a solar cell as a function of the irradiance.

Experiment No. 8: Calculate the numerical aperture and study the losses that occur in optical fiber cable. .

Level 1: Calculate the numerical aperture.

Level 2: study the losses that occur in optical fiber cable.

Experiment No. 9: Plotting I-V characteristics in forward and reverse bias for LEDs

and Determination of knee voltage.

Level 1: Plotting I-V characteristics in forward and reverse bias for LEDs

Level 2: Determination of knee voltage.

Experiment No. 10: Determination of Stefan's constant and verification of Stefan-Boltzmann Law.

Level 1: Determination of Stefan's constant

Level 2: Verification of Stefan-Boltzmann Law.

Experiment No. 11: : Dielectric constant

Level 1: Determination of Dielectric constant of given material

Level 2: compare the obtain results with other materials

Experiment No. 12: determine the wavelength of monochromatic light, such as sodium light, using Newton's rings.

Level 1: Determination of wavelength

Level 2: determine the radius of curvature of the Plano-convex lens.

Targeted Application & Tools that can be used:

Areas of application are optoelectronics industry, Solar panel technologies, quantum computing software, electronic devices using transistors and diodes, memory devices, endoscopy, SQUIDS in MRI, Advanced material characterizations using SEM and STM.

Origin, excel and Mat lab soft wares for programming and data analysis.

Project work/Assignment: Mention the Type of Project /Assignment proposed for this course

Assessment Type

Midterm exam

Assignment (review of digital/ e-resource from PU link given in references section - mandatory to submit screen shot accessing digital resource.)

Quiz

Self-Learning

1. Prepare a comprehensive report on non-conventional energy resources in Karnataka and their pros and cons.
2. Write a report on importance of quantum entanglement in supercomputers.

Course Code: PPS1025	Course Title: Industry Readiness Program – I Type of Course: Practical Only Course	L- T - P- C	0	0	2	0
Version No.	1.0					
Course Pre- requisites	Students are expected to understand Basic English. Students should have desire and enthusiasm to involve, participate and learn.					
Anti-requisites	NIL					
Course Description	This course is designed to enable students to set SMART goals, form professional & personal ethics for success and learn various email writing techniques. The course will benefit learners in presenting themselves effectively through various activities and learning methodologies.					
Course Objective	The objective of the course is to familiarize the learners with the concepts of “Employability for Young Professionals” and attain SKILL DEVELOPMENT through PARTICIPATIVE LEARNING techniques.					
Course Out Comes	On successful completion of this course the students shall be able to: CO 1 Define their career goals CO 2 Practice ethical habits for better career success CO3 Demonstrate effective email writing techniques					

Course Content			
Module 1	Goal Setting & Grooming	Classroom activities	10 Hours
Topics: SMART Goals, formal grooming through self-introduction activity			
Activity: Real world scenarios			
Module 2	Habit Formation	Role plays	10 Hours
Topics: Professional and Personal ethics for success and activity-based practice			
Activity: Students to present 2 min video on building professional ethics			
Module 3	Email Etiquettes	Individual and group presentation	10 Hours
Topics: Types of prompts to generate effective or desired results for email etiquettes			
Activity: Individual student presenting various search prompts			
Faculty: L&D			
Targeted Application & Tools that can be used:			
TED Talks			
You Tube Links			
Activities			
Assignment proposed for this course			
Assignment 1: SMART Goal			

Assignment 2: AI tools for prompt search
Continuous Individual Assessment
Module 1: Presentation
Module 2: Activity based assessment
Module 3: Class assessment
The topics related to skill development:
Students acquire knowledge on SMART goals, implement grooming standards, practice ethical behavior in class and campus, acquire hands-on experience to use AI tools to get search prompts for desired email etiquettes.

Course Code: ECE2052	Course Title: Digital Design Lab Type of Course: Theory & Integrated Laboratory	L- T-P- C	0	0	2	1
Version No.	1.0					
Course Pre-requisites	NIL					
Anti-requisites	NIL					
Course Description	The purpose of this course is to enable the students to appreciate the fundamentals of digital logic circuits and Boolean algebra focusing on both combinational and sequential logic circuits. The course emphasizes on minimization techniques for making canonical and low-cost digital circuit implementations. This course deals with analysis and design of digital electronic circuits. The course also creates a foundation for future courses which includes Computer Architecture, Microprocessors, Microcontrollers, and Embedded Systems etc. The course enhances the Design, Implementation and Programming abilities through laboratory tasks. The associated laboratory provides an opportunity to verify the theoretical knowledge.					
Course Objective	The objective of the course is to familiarize the learners with the concepts of Digital Design and attain the SKILL DEVELOPMENT through EXPERIENTIAL LEARNING.					

Course Outcomes	<p>On successful completion of this course the students shall be able to:</p> <p>Implement various universal gates and Boolean functions circuits using logic gates.</p> <p>Implement various combinational and sequential logic circuits using logic gates.</p>
Course Content:	
<p>List of Laboratory Tasks:</p> <p>Experiment N0 1: Verify the Logic Gates truth table</p> <p>Level 1: By using Digital Logic Trainer kit</p> <p>Level 2: By using Analog devices like RPS, Volt meter, Resistors and ICs</p> <p>Experiment No. 2: Verify the Boolean Function and Rules</p> <p>Level 1: By using Digital Logic Trainer kit</p> <p>Level 2: By using Analog devices like RPS, Volt meter, Resistors and ICs</p> <p>Experiment No. 3: Design and Implementations of HA/FA</p> <p>Level 1: By using basic logic gates and Trainer Kit</p> <p>Level 2: By using Universal logic gates and Trainer Kit</p> <p>Experiment No. 4: Design and Implementations of HS/FS</p> <p>Level 1: By using basic logic gates and Trainer Kit</p> <p>Level 2: By using Universal logic gates and Trainer Kit</p> <p>Experiment No. 5: Design and Implementations of combinational logic circuit for specifications</p> <p>Level 1: Specifications given in the form of Truth table</p> <p>Level 2: Specification should be extracted from the given scenario</p> <p>Experiment No. 6: Study of Flip flops</p> <p>Experiment No. 7: Design and Implementations of sequential logic circuit for specifications</p>	

Level 1: Specifications given in the form of Truth table

Level 2: Specification should be extracted from the given scenario

Experiment No.8: HDL coding for basic combinational logic circuits

Level 1: Gate level Modeling

Level 2: Behavioral Modeling

Experiment No.9: HDL coding for basic sequential logic circuit

Level 1: Gate level Modeling

Level 2: Behavioral Modeling

Targeted Application & Tools that can be used:

Digital electronics is the foundation of all modern electronic devices such as cellular phones, MP3 players, laptop computers, digital cameras, high definition televisions, Home Automation, Communication in systems in industries

Professionally Used Software: HDL/VHDL/Verilog HDL/ OOPS

Text Book(s):

Mano, M. Morris and Ciletti Michael D., “Digital Design”, Pearson Education, 6th edition

Thomas L. Floyd “DIGITAL LOGIC DESIGN” , Pearson Education, fourth edition.

Reference(s):

Reference Book(s):

R1. Jain, R. P., “Modern Digital Electronics”, McGraw Hill Education (India), 4th Edition

R2. Roth, Charles H., Jr and Kinney Larry L., “Fundamentals of logic Design”, Cengage Learning, 7th Edition

Online Resources (e-books, notes, ppts, video lectures etc.): Book Free Download
(studymaterialz.in)

eBook1: Mano, M. Morris and Ciletti Michael D., “Digital Design”, Pearson Education.

{[PDF] Digital Design By M. Morris Mano, Michael D Ciletti Book Free Download

}

eBook2:Floyd “DIGITAL LOGIC DESIGN” fourth edition- ePub, eBook- [PDF] DIGITAL LOGIC DESIGN FOURTH EDITION FLOYD | abri.engenderhealth.org.

NPTEL Course- NPTEL :: Electrical Engineering - NOC:Digital Electronic Circuits

Digital Logic Design PPT Slide 1 (iare.ac.in)

Lab Tutorial: Multisim Tutorial for Digital Circuits - Bing video

CircuitVerse - Digital Circuit Simulator online

Learn Logisim ➡ Beginners Tutorial | Easy Explanation! - Bing video

Digital Design 5: LOGISIM Tutorial & Demo

7. <https://presiuniv.knimbus.com/user#/home>

E-content:

Z. Xin-Li and W. Hong-Ying, "The Application of Digital Electronics in Networking Communication," 2016 Eighth International Conference on Measuring Technology and Mechatronics Automation (ICMTMA), 2016, pp. 684-687, doi: 10.1109/ICMTMA.2016.168.

An encoding technique for design and optimization of combinational logic circuit
DipayanBhadra;Tanvir Ahmed Tarique;Sultan Uddin Ahmed;Md. Shahjahan;KazuyukiMurase2010
13th International Conference on Computer and Information Technology (ICCIT)

A. Matrosova and V. Provkin, "Applying Incompletely Specified Boolean Functions for Patch Circuit Generation," 2021 IEEE East-West Design & Test Symposium (EWDTS), 2021, pp. 1-4, doi: 10.1109/EWDTS52692.2021.9581029.

A. Matrosova, V. Provkin and E. Nikolaeva, "Masking Internal Node Faults and Trojan Circuits in Logical Circuits," 2019 IEEE East-West Design & Test Symposium (EWDTS), 2019, pp. 1-4, doi: 10.1109/EWDTS.2019.8884434.

Topics relevant to “SKILL DEVELOPMENT”: Adders, Multiplexers, Decoders / Encoders; Flip-Flops, Counters and Registers for Skill Development through Experiential Learning techniques. This is attained through assessment component mentioned in course handout.

Course Code: MAT2402	Course Title: Probability and Statistics Type of Course:1] School Core	L-T- P- C	3	1	0	4
Version No.		1.0				
Course Pre-requisites		MAT2301				
Anti-requisites		NIL				
Course Description		The course introduces the concepts of probability theory and statistical analysis, covering how to collect, organize, interpret, and draw inferences from data using mathematical models to understand randomness and uncertainty, with applications across various fields like science, engineering, economics, and social sciences.				
Course Objective		The objective of the course is to equip students with the foundational knowledge of probability theory and statistical methods, enabling them to collect, analyze, interpret data, and make informed decisions based on the likelihood of events occurring in various situations, often applied across different fields like science, engineering, and business.				
Course Out Comes		<p>On successful completion of the course the students shall be able to:</p> <p>CO1 - be able to compute conditional probabilities directly and using Bayes' theorem, and check for independence of events.</p> <p>CO2 - be able to set up and work with discrete & continuous random variables; in particular, to understand the Bernoulli, binomial, geometric, Poisson distributions, uniform, normal, and exponential distributions.</p> <p>CO3 - Identifying different types of data relationships (linear, polynomial, exponential, logarithmic).</p> <p>CO4 - be able to use specific significance tests, including z-test, t-test (one- and two-sample), and chi-squared test</p>				

Course Content:			
Module 1	Basic Probability		(15 Classes)
Probability of an Event, multiplication rule, combinations, permutations, Addition Law, Multiplication Law, Conditional Probability, Bayes's Theorem and Problems.			
Module 2	Random Variables and Bivariate Distributions	Assignment	(15 Classes)
<p>Random Variables (discrete and continuous), Probability Mass/Density Functions, Mathematical Expectations, discrete probability distributions - Binomial distribution, Poisson distribution, geometric distribution, Continuous uniform distribution - exponential distribution, normal distribution, gamma distribution.</p> <p>Bivariate distributions and their properties, distribution of sums and quotients, conditional densities, Bayes' rule.</p>			
Module 3	Curve Fitting & Statistical Methods		(15 Classes)
<p>Curve Fitting (Straight Line ($y = a + bx$), Parabola ($y = a + bx + cx^2$), Exponential Curves ($y = aebx$, $y = abx$ and $y = axb$)</p> <p>Measures of Central tendency, Moments, skewness and Kurtosis, Correlation - Karl Pearson's coefficient of correlation and rank correlation (with & Without repetition, Multiple Correlation - Problems. Regression analysis - lines of regression, Multiple regression - Problems.</p>			
Module 4	Joint Probability Distribution and Sampling Theory	Assignment	(15 Classes)
<p>Joint Probability distribution for two discrete random variables, expectation and covariance.</p> <p>Random sampling, sampling distributions, Standard Error, Type I & Type II errors, Testing of Hypothesis, Test of significance - Large sample test for single proportion, difference of proportions, single mean, difference of means, and difference of standard deviations, Test for single mean, difference of means and correlation coefficients, test for ratio of variances - Chi-square test for goodness of fit and independence of attributes.</p>			
<p>Targeted Application & Tools that can be used:</p> <p>The contents of this course has direct applications in most of the core engineering courses for problem formulations, Problem Solution and system Design.</p> <p>Tools Used: R software (Open Source)</p>			
Assignment:			
Select any one simple differential equation pertaining to the respective branch of engineering, identify the dependent and independent variable – Obtain the solution and compare the solution sets by varying the values of the dependent variable.			
Text Book			
Ronald .E. Walpole, Raymond. H. Myers, Sharon. L Myers, and Keying E. Ye, "Probability and Statistics for			

Engineers and Scientists”, Pearson Education, Delhi-9th edition, 2012.

B. S. Grewal (2017), Higher Engineering Mathematics by, 44th Edition, Khanna Publishers.

References:

Miller and Freund, Probability and Statistics for Engineers, Pearson Education Ltd.

Erwin Kreyzig, Advanced Engineering Mathematics, John Wiley and sons, Inc. 10th Edition.

Douglas C. Montgomery & George Runger, Applied Statistics and Probability for Engineers, , Wiley Publications

E-resources/ Web links:

https://presiuniv.knimbus.com/user#/viewDetail?searchResultType=ECATALOGUE_BASED&unique_id=EBSCO95_30102024_10427

https://presiuniv.knimbus.com/user#/viewDetail?searchResultType=ECATALOGUE_BASED&unique_id=EBSCO95_30102024_100198

<https://nptel.ac.in/courses/109104124>

<https://nptel.ac.in/courses/111106051>

<https://nptel.ac.in/courses/111102137>

https://www.math.hkust.edu.hk/~maqian/ma006_0607F.html

<https://www.scu.edu.au/study-at-scu/units/math1005/2022/>

Presidency University's Knimbus library URL is: presiuniv.knimbus.com

Topics relevant to SKILL DEVELOPMENT: The course focuses on the concepts of Vector calculus and Linear Algebra with reference to specific engineering problems. The course is of both conceptual and analytical type in nature through Problem Solving. This is attained through the assessment component mentioned in the course handout.

Course Code: CHE7601	Course Title: Environmental Science Type of Course: MAC- Theory	L- T- P- C	0	0	0	0
Version No.	2.0					
Course Pre-requisites	NIL					
Anti-Requisites	NIL					
Course Description	<p>This course emphasizes the need to conserve biodiversity and adopt a more sustainable lifestyle by utilizing resources in a responsible way. Topics covered include basic principles of ecosystem functions; biodiversity and its conservation; human population growth; water resources, pollution; climate change; energy resources, and sustainability; Sustaining human societies, policies, and education.</p> <p>This course is designed to cater to Environment and Sustainability</p>					

Course Objective	The objective of the course is to familiarize the learners with the concepts of “Environmental Science” and attain SKILL DEVELOPMENT through EXPERIENTIAL LEARNING techniques.			
Course Outcomes	<p>On successful completion of this course the students shall be able to:</p> <p>Appreciate the historical context of human interactions with the environment and the need for eco-balance.</p> <p>Describe basic knowledge about global climate change with particular reference to the Indian context.</p> <p>Understand biodiversity and its conservation</p> <p>Develop an understanding on types of pollution and ways to protect the environment</p> <p>Learn about various strategies on Global environmental management systems</p>			
Course Content:				
Module 1	Humans and the Environment	Assignment	Data Collection	01 class
<p>Topics: The man-environment interaction: Mastery of fire; Origin of agriculture; Emergence of city-states; Great ancient civilizations and the environment.</p> <p>Self-learning topics: Humans as hunter-gatherers; Industrial revolution and its impact on the environment; Environmental Ethics and emergence of environmentalism.</p>				
Module 2	Natural Resources and Sustainable Development	Assignment		03 Classes
<p>Topics:</p> <p>Overview of natural resources: Definition of resource; Classification of natural resources- biotic and abiotic, renewable and non-renewable. Water resources: Types of water resources- fresh water and marine resources;</p> <p>Soil and mineral resources: Important minerals; Mineral exploitation Soil as a resource and its degradation.</p> <p>Energy resources: Sources of energy and their classification, renewable and non-renewable sources of energy; Advantages and disadvantages.</p> <p>Self- learning topics: Availability and use of water resources; Environmental impact of over-exploitation, issues and challenges.; Environmental problems due to extraction of minerals and use; Sustainable Development Goals (SDGs)- targets, indicators, and challenges for SDGs.</p>				
Module 3	Environmental Issues: Local, Regional and Global	Case study		02 Classes

<p>Topics:</p> <p>Environmental Pollution: Types of Pollution- air, noise, water, soil, municipal solid waste, hazardous waste; Trans- boundary air pollution; Acid rain; Smog.</p> <p>Land use and Land cover change: land degradation, deforestation, desertification, urbanization. Global change: Ozone layer depletion; Climate change</p> <p>Self-learning topics: Environmental issues and scales</p>					
	Module 4	Conservation of Biodiversity and Ecosystems	Assignment		02 Classes
<p>Topics:</p> <p>Biodiversity-Introduction, types, Species interactions, Extinct, endemic, endangered and rare species, Threats to biodiversity: Natural and anthropogenic activities.</p> <p>Self-learning topics: Mega-biodiversity, Hot-spots, Major conservation policies. Biodiversity loss: past and current trends, impact.</p>					
	Module 5	Environmental Pollution and Health	Case study		03 Classes
<p>Topics:</p> <p>Pollution, Definition, point and nonpoint sources of pollution, Air pollution- sources, major air pollutants, health impacts of air pollution.</p> <p>Water pollution– Pollution sources, adverse health impacts on human and aquatic life and mitigation, Water quality parameters and standards.</p> <p>Soil pollution and solid waste- Soil pollutants and their sources, solid and hazardous waste, Impact on human health.</p> <p>Self-learning topics: Noise pollution, Thermal and radioactive pollution.</p>					
	Module 6	Climate Change: Impacts, Adaptation and Mitigation	Assignment/case		02 Classes

<p>Topics:</p> <p>Understanding climate change: Natural variations in climate; Projections of global climate change with special reference to temperature, rainfall and extreme events; Importance of 1.5 °C and 2.0 °C limits to global warming; Impacts</p>					
<p>Vulnerability and adaptation to climate change: Observed impacts of climate change on ocean and land systems; Sea level rise, changes in marine and coastal ecosystems; Impacts on forests and natural ecosystems; Indigenous knowledge for adaptation to climate change.</p> <p>Self-learning topics: Mitigation of climate change: Synergies between adaptation and mitigation measures; National and international policy instruments for mitigation.</p>					
	Module 7	Environmental Management	Case study	Data analysis	02 Classes
<p>Topics:</p> <p>Environmental management system: ISO 14001; Environmental risk assessment Pollution control and management; Waste Management- Concept of 3R (Reduce, Recycle and Reuse) and sustainability.</p> <p>Self-learning topics: Environmental audit and impact assessment; Eco labeling /Eco mark scheme</p>					
	Module 8	Environmental Treaties and Legislation	Case study	Data analysis	01 Classes
<p>Topics:</p> <p>Major International Environmental Agreements: Convention on Biological Diversity (CBD), Major Indian Environmental Legislations: Environmental Protection Act, Forest Conservation Act, Public awareness.</p> <p>Self-learning topics: Paris Agreement, Conference of the Parties (COP), India's status as a party to major conventions: Air (Prevention and Control of Pollution) Act, Water (Prevention and control of Pollution) Act, Wildlife Protection Act.</p>					
<p>Targeted Application & Tools that can be used:</p> <p>Application areas are Energy, Environment and sustainability</p> <p>Tools: Statistical analysis of environmental pollutants using excel, origin etc.</p>					
<p>Project work/Assignment:</p>					

Assessment Type

Midterm exam

Assignment (review of digital/ e-resource from PU link given in references section - mandatory to submit screenshot accessing the digital resource.)

Lab evaluation/Assignment

End Term Exam

Self-learning

Assignment 1: Write a Statement of Environment report of your town/city/state/country

Assignment 2: Individual students will carry out the analyses of polluted solid, liquid, and gaseous samples and propose suitable mitigation measures. A detailed and in-depth report needs to be submitted for each case. This may include preparation of reagents, sample preparation (extraction), chemical analysis carried out, instruments and tools used, data collected and processed, inferences made and conclusions arrived at. Necessary support is given in the form of

lab manual and reference links to e-books.

Text Book

G. Tyler Miller and Scott Spoolman (2020), Living in the Environment, 20th Edition, Cengage Learning, USA

Krishnamurthy, K.V. (2003) Text book of Biodiversity, Science Publishers, Plymouth, UK.

Jackson, A.R. & Jackson, J.M. (2000), Environmental Science: The natural environment and human impact, Pearson Education.

Reference Books

Fisher, Michael H. (2018) An Environmental History of India- From Earliest Times to the Twenty-First Century, Cambridge University Press.

William P. Cunningham and Mary Ann Cunningham (2017), Principles of Environmental Science: Inquiry & Applications, 8th Edition, McGraw-Hill Education, USA.

Sinha N., (2020) Wild and Wilful. Harper Collins, India.

www.ipcc.org; <https://www.ipcc.ch/report/sixth-assessment-report-cycle/>

Theodore, M. K. and Theodore, Louis (2021) Introduction to Environmental Management, 2nd Edition. CRC Press.

Richard A. Marcantonio, Marc Lame (2022). Environmental Management: Concepts and Practical Skills. Cambridge University Press.

E-resources:

https://presiuniv.knimbus.com/user#/viewDetail?searchResultType=ECATALOGUE_BASED&unique_id=DO_AB_1_06082022_18126

https://presiuniv.knimbus.com/user#/viewDetail?searchResultType=ECATALOGUE_BASED&unique_id=DO_AB_1_06082022_8761

https://presiuniv.knimbus.com/user#/viewDetail?searchResultType=ECATALOGUE_BASED&unique_id=DO_AJ_1_02082022_3333

https://presiuniv.knimbus.com/user#/viewDetail?searchResultType=ECATALOGUE_BASED&unique_id=DO_AB_1_06082022_3063

https://presiuniv.knimbus.com/user#/viewDetail?searchResultType=ECATALOGUE_BASED&unique_id=DO_AB_1_06082022_20719

https://presiuniv.knimbus.com/user#/viewDetail?searchResultType=ECATALOGUE_BASED&unique_id=DO_AB_1_06082022_16824

https://presiuniv.knimbus.com/user#/viewDetail?searchResultType=ECATALOGUE_BASED&unique_id=DO_AB_1_06082022_3954

https://presiuniv.knimbus.com/user#/viewDetail?searchResultType=ECATALOGUE_BASED&unique_id=DO_AB_1_06082022_491

https://presiuniv.knimbus.com/user#/viewDetail?searchResultType=ECATALOGUE_BASED&unique_id=CUSTOM_PACKAGE_16012023_WORLD_BUSINESS_COUNCIL_SUSTAINABLE_488

https://presiuniv.knimbus.com/user#/viewDetail?searchResultType=ECATALOGUE_BASED&unique_id=CUSTOM_PACKAGE_16012023_WORLD_BUSINESS_COUNCIL_SUSTAINABLE_488

STOM_PACKAGE_16012023_WORLD_BUSINESS_COUNCIL_SUSTAINABLE_583

https://presiuniv.knimbus.com/user#/viewDetail?searchResultType=ECATALOGUE_BASED&unique_id=SPRINGER_INDEST_1_171

https://presiuniv.knimbus.com/user#/searchresult?searchId=3R%20principle&_t=1687427221129

https://presiuniv.knimbus.com/user#/searchresult?searchId=eco%20labelling&_t=1687427279979

https://presiuniv.knimbus.com/user#/viewDetail?searchResultType=ECATALOGUE_BASED&unique_id=TEXTBOOK_LIBRARY01_06082022_395&xIndex=4

<https://www.ugc.gov.in/oldpdf/modelcurriculum/env.pdf>

Course Code: CIV1200	Course Title: Foundations of Integrated Engineering Type of Course: Theory Only	L- T-P- C	2	0	0	2
Version No.	1.0					
Course Pre-requisites	NIL					
Anti-requisites	NIL					
Course Description	<p>This interdisciplinary course introduces first-year engineering students to foundational principles and practices across key engineering domains, emphasizing real-world problem-solving, sustainability, and ethical innovation. Students explore how civil, mechanical, electrical, and IT systems intersect with emerging technologies like IoT, AI, and geomatics to address global challenges. Through case studies, learners gain deeper understanding of smart infrastructure, prototyping mechanical/electronic systems, and securing IT solutions. Topics include bioinformatics for environmental monitoring, GIS-enabled urban planning, renewable energy integration, and cybersecurity fundamentals. The course cultivates a holistic understanding of engineering's role in sustainable development, safety, and ethical decision-making, preparing students to contribute meaningfully to multidisciplinary projects in a technology-driven world.</p>					
Course Objective	The objective of the course is skill development of student by using Participative Learning techniques.					
Course Outcomes	<p>On successful completion of this course the students shall be able to:</p> <ol style="list-style-type: none"> 1] Recall key principles of Agile, DevOps, and bioinformatics used in interdisciplinary engineering contexts. 2] Explain the role of GIS, LiDAR, and sustainable materials in designing smart infrastructure and disaster management systems. 3] Describe core components of mechanical systems and their real-world applications. 4] Describe the functionality of IoT-enabled wearable devices, embedded systems, and renewable energy integration in smart grids. 5] List foundational IT concepts such as cloud computing architectures, cybersecurity threats, and blockchain applications. 					

Course Content:				
Module 1	Foundations of Engineering Practice	Assignment	Case studies	6 Sessions
<p>Real-world problem-solving using data logic and practical applications, Collaboration and Innovation through multi-domain project, Engineering Ethics & Environmental Impact</p> <p>Emerging Fields: Automation, and Introduction to bioinformatics and its application</p> <p>Sustainability & Safety: Circular economy principles, carbon footprint analysis.</p>				
Module 2	Civil Engineering & Geomatics	Assignment	Article Review	6 Sessions
<p>Smart Infrastructure & Geomatics: GIS mapping, LiDAR, drone surveys for urban planning, Geospatial data analysis for disaster management.</p> <p>Sustainable Construction: 3D-printed structures, self-healing concrete, Digital twins for infrastructure monitoring.</p> <p>Green Innovations: Net-zero energy buildings, rainwater harvesting systems.</p>				
Module 3	Mechanical Engineering in Action	Assignment & Quiz	Data Collection	6 Sessions
<p>Advanced Manufacturing: Collaborative robots (cobots), additive manufacturing and 3D printing, Reverse engineering and prototyping.</p> <p>Energy Systems: Solar/wind energy harvesting, piezoelectric applications.</p> <p>Biomechanics: Prosthetics design, ergonomic product lifecycle.</p>				
Module 4	Electrical & Electronics Engineering	Assignment & Quiz	Data Collection and visualization	6 Sessions
<p>Smart Devices & Systems: Embedded systems, Wearable technology, Edge computing and hardware platforms</p> <p>Energy Innovations: EV charging infrastructure, wireless power transfer, Smart grid integration with renewables.</p>				
Module 5	Fundamentals of IT	Assignment & Quiz	Case studies	6 Sessions
<p>Core IT Topics: Networking basics, Cloud computing</p> <p>Cybersecurity & Data: Encryption, phishing prevention, zero-trust models, Database management.</p>				

Emerging Tech: Blockchain for supply chains, AI/ML basics, IoT integration with cloud platforms
<p>Targeted Application & Tools that can be used:</p> <p>Application Areas include Interdisciplinary problem-solving, Smart city planning, disaster management, Robotics prototyping, renewable energy systems, Wearable health tech, smart grids, Secure cloud systems.</p> <p>Tools: 3D Printers, Autocad, Tinkercad, ArcGIS / QGIS, Arduino/Raspberry Pi</p>
<p>Text Book:</p> <p>William Oakes & Les Leone, "Engineering Your Future: An Introduction to Engineering", Oxford University Press, 9th Edition, 2021</p> <p>Barry F. Kavanagh, "Introduction to Geomatics", Pearson, 5th Edition, 2021</p> <p>Ian Gibson, David Rosen, & Brent Stucker, "Additive Manufacturing Technologies", Springer, 3rd Edition, 2021</p> <p>Sudip Misra, "The Internet of Things: Enabling Technologies, Protocols, and Use Cases", Wiley, 2nd Edition, 2022</p> <p>James Kurose & Keith Ross, "Computer Networking: A Top-Down Approach", Pearson, 8th Edition, 2020</p>
<p>References</p> <p>Supratim Choudhuri, "Bioinformatics for Beginners: Genes, Genomes, and Molecular Evolution", Academic Press, 1st Edition, 2023,</p> <p>Robert McGinn, "The Ethical Engineer: Contemporary Concepts and Cases", Princeton University Press, 1st Edition, 2020</p> <p>Charles J. Kibert, "Sustainable Construction: Green Building Design and Delivery", Wiley, 5th Edition, 2022</p> <p>Anthony M. Townsend, "Smart Cities: Big Data, Civic Hackers, and the Quest for a New Utopia", W.W. Norton & Company, 1st Edition, 2020</p> <p>David Buchla, "Renewable Energy Systems: A Smart Energy Systems Approach", Pearson, 2nd Edition, 2023</p> <p>Charles Platt, "Make: Electronics: Learning Through Discovery", Make Community, 3rd Edition, 2021</p> <p>Charles J. Brooks, Christopher Grow, & Philip Craig, "Cybersecurity Essentials", Wiley, 2nd Edition, 2021</p> <p>Web-resources:</p> <p>Post-parametric Automation in Design and Construction</p>

<https://search.ebscohost.com/login.aspx?direct=true&db=nlebk&AN=1155197&site=ehost-live>

Smart Cities : Introducing Digital Innovation to Cities

<https://search.ebscohost.com/login.aspx?direct=true&db=nlebk&AN=1993146&site=ehost-live>

Innovation Energy: Trends and Perspectives or Challenges of Energy Innovation

<https://search.ebscohost.com/login.aspx?direct=true&db=nlebk&AN=2323766&site=ehost-live>

Additive Manufacturing: Opportunities, Challenges, Implications

<https://search.ebscohost.com/login.aspx?direct=true&db=nlebk&AN=1134464&site=ehost-live>

Course Code: CSE2200	Course Title: Program Solving Using C Type of Course: Theory	L- T-P-C	2	0	0	2
Version No.	1.0					
Course Pre-requisites	NIL					
Anti-requisites	NIL					
Course Description	<p>The course is designed to provide complete knowledge of C language. Students will be able to develop logics which will help them to create programs and applications in C. Also by learning the basic programming constructs they can easily switch over</p> <p>to any other language in future.</p>					
Course Object	<p>The objective of the course is to familiarize the learners with the concepts of Problem Solving Using C and attain Employability through Problem Solving Methodologies.</p>					
Course Outcomes	<p>On successful completion of this course the students shall be able to:</p> <p>Write algorithms and to draw flowcharts for solving problems</p> <p>Demonstrate knowledge and develop simple applications in C programming constructs</p> <p>Develop and implement applications using arrays and strings</p> <p>Decompose a problem into functions and develop modular reusable code</p>					

	<p>Solve applications in C using structures and Union</p> <p>Design applications using Sequential and Random Access File Processing.</p>			
Course Content:				
Module 1	Introduction to C Language	Quiz	Problem Solving	6 Sessions
<p>Topics:</p> <p>Introduction to Programming – Algorithms – Pseudo Code - Flow Chart – Compilation – Execution – Preprocessor Directives (#define, #include, #undef) - Overview of C – Constants, Variables and Data types – Operators and Expressions – Managing Input and Output Operations – Decision Making and Branching - Decision Making and Looping.</p>				
Module 2	Introduction to Arrays and Strings	Quiz	Problem Solving	6 Sessions
<p>Topics:</p> <p>Arrays: Introduction – One Dimensional Array – Initialization of One Dimensional Arrays – Example Programs – Sorting (Bubble Sort, Selection Sort) – Searching (Linear Search) - Two Dimensional Arrays – Initialization of Two Dimensional Arrays. Example Programs – Matrix operations. Strings: Introduction – Declaring and Initializing String</p> <p>Variables – Reading Strings from Terminal – Writing String to Screen – String Handling Functions.</p>				
Module 3	Functions and Pointers	Quiz	Problem Solving	6 Sessions
<p>Topics:</p> <p>Functions: Introduction – Need for User-defined functions – Elements of User-Defined Functions: declaration, definition and function call–Categories of Functions – Recursion. Pointers: Introduction – Declaring Pointer Variables – Initialization of Variables – Pointer Operators – Pointer Arithmetic – Arrays and Pointers – Parameter</p> <p>Passing: Pass by Value, Pass by Reference.</p>				

Module 4	Structures and Union	Quiz	Problem Solving	6 Sessions
<p>Topics:</p> <p>Structures: Introduction – Defining a Structure – Declaring Structure Variable – Accessing Structure Members – Array of Structures – Arrays within Structures – Union: Introduction – Defining and Declaring Union – Difference Between Union and Structure.</p>				
Module 5	File handling	Case Study	Problem Solving	6 Sessions
<p>Topics:</p> <p>Files: Defining and Opening a File – Closing a File – Input / Output Operations on File – Random Access Files</p>				
<p>Text Book(s):</p> <p>1. E. Balaguruswamy, “Programming in ANSI C”, 8th Edition, 2019, McGraw Hill Education, ISBN: 978-93-5316- 513-0.</p>				
<p>Reference Book(s):</p> <p>Yashwant Kanetkar, Let us C, 17th Edition, BPB Publications, 2020.</p> <p>ReemaThareja, “Programming in C”, Oxford University Press, Second Edition, 2016.</p> <p>Kernighan, B.W and Ritchie,D.M, “The C Programming language”, Second Edition, Pearson Education, 2015</p> <p>Schildt Herbert, “C: The Complete Reference”, Tata McGraw Hill Education, 4th Edition, 2014.</p> <p>Stephen G. Kochan, “Programming in C”, Addison-Wesley Professional, 4th Edition, 2014.</p>				
<p>Web Links and Video Lectures:</p> <p>1. https://nptel.ac.in/courses/106/105/106105171/</p> <p>2. https://archive.nptel.ac.in/courses/106/104/106104128/</p>				

Course Code: ENG2501	Course Name: Advanced English Type of Course: HSMC	L- T- P- C	2	0	0	2
Version No.	1.3					
Course Pre-requisites	ENG1900					
Anti-requisites	NIL					
Course Description	The course emphasizes on technical communication at advanced level by exploring critical reading, technical presentation and review writing. The purpose of the course is to enable learners to review literature in any form or any technical article and deliver technical presentations. Extensive activities in practical sessions equip to express themselves in various forms of technical communications. Technical presentations and the module on career setting focus on learners’ area of interests and enhance their English language writing skills to communicate effectively.					
Course Out Come	On successful completion of the course the students shall be able to: Develop a critical and informed response reflectively, analytically, discursively, and creatively to their reading. Communicate effectively, creatively, accurately and appropriately in their writing. Deliver technical presentations Design resume and create professional portfolio to find a suitable career					
Course Content: Theory						
Module 1	Critical Reasoning and Writing	Writing Essays	Critical Reading		4 Classes	
Topics: A Catalog of Reading Strategies The Myth of Multitasking A Guide to Writing Essays Speculating about Causes or Effects Is Google Making Us Stupid (Self Study)						
Module 2	Technical Presentation	Presentation	Oral Skills		3 Classes	

Topics: Planning the presentation Creating the presentation Giving the presentation				
Module 3	Writing Reviews	Prezi	Review Writing	4 Classes
Topics: Review Writing Short film reviews Advanced English Grammar (Self Study)				
Module 4	Starting your Career	Online Writing Lab	Writing Skills	4 Classes
Topics: Preparing a Resume Writing Effective Application Letter Creating a Professional Portfolio				
Targeted Application & Tools that can be used: Writing reports, Review writing, Group Discussion, Dyadic interviews, Grammarly.com				
Project work/Assignment:				
Academic Journal – Assignment In Academic Journal (CIJ), students compile task and activities completed in each module and submit to the instructor at the middle and end of the semester.				
References Hering, Heik. How to Write Technical Reports: Understanding Structure, Good Design, Convincing Presentation. Springer. Johnson, Richard. (2010) Technical Communication Today. Pearson, 2015 Rice B. Adelrod, Charles R. Cooper and Ellen C. Carillo. (2020) Reading Critically Writing Well: A Reader and Guide. Beford/St. Martin’s Macmillan Learning, New York. The Princeton Review. (2010) MCAT Verbal Reasoning & Writing. The Princeton Review, Inc.				

https://www.hitbullseye.com/Strong-and-Weak-Arguments.php Accessed on 10 Dec 2021
https://www.inc.com/guides/how-to-improve-your-presentation-skills.html Accessed on 10 Dec 2021
Topics Relevant to “employability”: Critical Reasoning, Presentation, Review Writing and Starting Career
Topics Relevant to “Human Values and Professional Ethics”: Critical reasoning

Course Code: EEE1200	Course Title: Basics of Electrical and Electronics Engineering. Type of Course: Professional Core - Theory	L-T-P-C	3	0	0	3
Version No.	2.0					
Course Pre-requisites	NIL					
Anti-requisites	NIL					
Course Description	This is a fundamental Course which is designed to know the use of basics of electrical and electronics engineering principles occurs in various fields of Engineering. The course emphasises on the characteristics and applications of electrical and electronic devices. The course also emphasizes on the working, analysis and design of electrical circuits using both active & passive components. Additionally, this course creates a foundation for the future courses such as Electrical machines, power system, power electronics Linear					

	Integrated Circuits, Analog Communication and Digital Communication etc.			
Course Objective	The objective of the course is to familiarize the learners with the concepts of Basics of Electrical and Electronics Engineering and attain Skill Development through Participative Learning techniques.			
Course Outcomes	<p>On successful completion of this course the students shall be able to:</p> <p>Apply basic laws of Electrical Engineering to compute voltage, currents and other parameters in the circuits.</p> <p>Discuss various fundamental parameters appearing in the characteristics of semiconductor devices and their applications.</p> <p>Summarize the operations of different biasing configurations of BJTs and amplifiers.</p> <p>Discuss the performance characteristics and applications of various electrical Machines.</p>			
Course Content:				
Module 1	Introduction to Electrical Circuits	Assignment/ Quiz	Numerical solving Task	10 Sessions
<p>DC Circuits: Concept of Circuit and Network, Types of elements, Network Reduction Techniques- Series and parallel connections of resistive networks, Star-to-Delta Transformations, Mesh Analysis, Nodal Analysis, Numerical examples.</p> <p>AC Circuits: Fundamentals of single phase circuits - Series RL, RC and R-L-C Circuits, Concept of active power, reactive power and Power factor, Numerical examples.</p> <p>Introduction to three phase system and relation between line and phase values in Star & Delta connection, Numerical examples.</p>				
Module 2	Semiconductor and Diode applications	Assignment/ Quiz	Memory Recall based Quizzes	10 Sessions
Mass Action Law, Charge densities in a semiconductor, Types of SC, Junction diodes -Ideal and practical behaviour, Modelling the Diode Forward Characteristic, and Diode applications like rectifiers, Clipping and clamping circuits. Zener diode, characteristics and its applications like voltage regulator.				
Module 3	Transistors and its Applications	Assignment/ Quiz	Memory Recall-based	10 Sessions

			Quizzes	
<p>Transistor characteristics, Current components, BJT Configurations (CB, CC, CE configurations) and their current gains. Operating point, Biasing & stabilization techniques: Fixed Bias, Voltage divider bias and its stability factor and load line analysis. Single and multistage amplifier, Darlington pair.</p> <p>JFET (Construction, principal of Operation and Volt –Ampere characteristics). Pinch- off voltage, Comparison of BJT and FET. MOSFET (Construction, principal of Operation and symbol), MOSFET characteristics in Enhancement and Depletion modes.</p>				
Module 4	Fundamentals of Electrical Machines	Assignment/ Quiz	Numerical solving Task	10 Sessions
<p>Electrical Machines: Single phase transformers: principle of operation and EMF equation, Numerical examples. DC Motor: principle of operation, Back EMF, torque equation, Numerical examples. AC Motor: Principle operation of Induction Motors and its Applications.</p> <p>Special Machines: Introduction to special electrical machines and its applications.</p>				
<p>Targeted Application & Tools that can be used:</p> <p>Targeted Applications: Application Area includes all electrical and electronic circuits (power supply unit, regulator unit, embedded devices, hardware electronics etc.). The students will be able to join a profession which involves basics to high level of electronic circuit design.</p> <p>Professionally Used Software: Multisim/ P Spice</p> <p>Besides these software tools hardware equipment such as Multimeters, Function Generators, Power Supplies, Oscilloscopes etc., can be used to perform component/circuit testing and analysis..</p>				
Project Work/ Assignment:				
<p>1. Article review: At the end, of course an article topic will be given to an individual or a group of students. They need to refer the library resources and write a report on their understanding about the assigned article in appropriate format.</p> <p>2. Presentation: There will be a group presentation, where the students will be given a topic. They will have to explain/demonstrate the working and discuss the applications for the same.</p> <p>3. Case Study: - At the end of the course students will be given a ‘real-world’ application based circuits like Power Amplifier, Signal/Function Generator etc. as a case study. Students will be submitting a report which will include Circuit Diagrams, Design, Working Mechanism and Results etc. in appropriate format</p>				
Text Book(s):				
Kothari D. P. & Nagrath I. J., “Basic Electrical and Electronics Engineering”, Tata McGraw-Hill				

Education

Theraja B.L. and Theraja A.K., "A Textbook of Electrical Technology: Basic Electrical Engineering" in S.I. System of Units, 23rd ed., New Delhi: S. Chand, 2002.

A.P.Malvino, Electronic Principles, 7th Edition, Tata McGraw Hill, 2007

J. Millman, C. C. Halkias and C. D. Parikh, "Millman's Integrated Electronics", McGraw Hill Education, 2nd Edition.

Basics of Electrical & Electronics Laboratory Manual.

Reference Book (s):

John Hiley, Keith Brown and Ian McKenzie Smith, "HUGHES Electrical and Electronic Technology", 10th Edition (Indian Edition published by Dorling Kindersley), Pearson, 2011

Samarajit Ghosh, "Fundamentals of Electrical and Electronics Engineering", 2nd Edition, Prentice Hall India, 2007.

K Uma Rao, A Jaya Lakshmi, "Basic Electrical engineering" IK International publishing house Pvt. Ltd

R. L. Boylestad and L. Nashelsky, "Electronic Devices and Circuit Theory", Pearson Education India 7th Edition.

A K. Maini, V. Agrawal, "Electronic Devices & Circuits", Wiley, 2nd Edition

A.S Sedra, K. C. Smith, "Microelectronic Circuits", Oxford University Press, 6th Edition

Online Resources (e-books, notes, ppts, video lectures etc.):

<https://presidencyuniversity.linways.com>

<https://www.digimat.in/nptel/courses/video/108105112/L01> "Fundamentals of Electrical Engineering- Basic Concepts, Examples"

Seminar Topic: <https://nptel.ac.in/courses/108/105/108105153/> "Electrical Measurements"

Video lectures on "Electronic Devices" by Prof. Dr. A. N. Chandorkar, IIT Bombay
<http://www.satishkashyap.com/2013/03/video-lectures-on-electron-devices-by.html>

Video lectures on "Analog Electronics" by Prof. S.C. Dutta Roy, IIT Delhi
<https://nptel.ac.in/courses/108/102/108102095/>

Video lectures on "Diodes", by Prof. Chitrlekha Mahanta, IIT Guwahati,
<https://nptel.ac.in/courses/117/103/117103063/>

E-content:

“Introduction to Electrical Machines <https://nptel.ac.in/courses/108/102/108102146/>”

M. -Y. Kao, H. Kam and C. Hu, "Deep-Learning-Assisted Physics-Driven MOSFET Current Voltage Modeling," in IEEE Electron Device Letters, vol. 43, no. 6, pp. 974-977, June 2022, doi: 10.1109/LED.2022.3168243

<https://ieeexplore-ieee-org-resiuniv.knimbus.com/document/9758727>

F. Bonet, O. Aviñó-Salvadó, M. Vellvehi, X. Jordà, P. Godignon and X. Perpiñà, "Carrier

Concentration Analysis in 1.2 kV SiC Schottky Diodes Under Current Crowding," in IEEE Electron Device Letters, vol. 43, no. 6, pp. 938-941, June 2022, doi: 10.1109/LED.2022.3171112. <https://ieeexplore-ieeeorg-presiuniv.knimbus.com/document/9764749>

M. Chanda, S. Jain, S. De and C. K. Sarkar, "Implementation of Subthreshold Adiabatic Logic for Ultralow-Power Application," in IEEE Transactions on Very Large Scale Integration (VLSI) Systems, vol. .23, no. 12, pp. 2782-2790, Dec. 2015.

<https://ieeexplore.ieee.org/document/7018053>

R. Raut and O. Ghasemi, "A power efficient wide band trans-impedance amplifier in submicron

CMOS integrated circuit technology," 2008 Joint 6th International IEEE Northeast Workshop on Circuits and Systems and TAISA Conference, 2008, pp. 113-116, doi: 0.1109/NEWCAS.2008.4606334.

<https://ieeexplore.ieee.org/document/4606334>

Topics relevant to “SKILL DEVELOPMENT”: Performing suitable experiments to compute the electric circuit parameters, performance operation of machines, and operation of semiconductor devices for Skill Development through Participative Learning techniques. This is attained through assessment component mentioned in course plan.

Course Code: LAW1007	Course Title: Indian Constitution and Professional Ethics for Engineers Type of Course: Theory	L-T- P-C	1	0	0	0
Version No.						
Course Prerequisites	NIL					
Anti-requisites	NIL					

Course Description	<p>The purpose of this course is to introduce the students to the theory, concepts and practice of Constitution of India which is the law of the land. Further, the course aims at acquainting the students with basic approaches and methodologies to analyse and decide on the ethical dilemma in the field of engineering. The course is both conceptual and analytical.</p> <p>The course develops critical thinking skills by augmenting the student's ability to comprehend the conceptual and legal framework of Constitution of India. Ethics and values are very beautifully weaved into the tapestry of the Indian Constitution. Therefore, the course provides an introduction to the essential theoretical basis of engineering ethics and its application through a range of industry relevant topics as responsibility for safety and risks, responsibility of employers, rights of engineers etc.</p>			
Course Objective	<p>To introduce the students to the conceptual framework of Constitution of India and engineering ethics.</p> <p>To enhance the practical knowledge on responsibility of engineering professionals as citizens of India.</p> <p>To acquaint the student with the relevant contemporary issues surrounding constitutional values and professional ethics.</p> <p>To orient the students about the ethical concepts and frameworks enabling them to identify the codes and moral values relevant to the professional world.</p>			
Course Outcomes	<p>On successful completion of this course the students shall be able:</p> <p>To understand foundational Indian constitutional law concepts and values.</p> <p>To identify the different pillars of democracy and their functions.</p> <p>To analyse the role of the engineers' responsibility in ensuring safety of the society and the employer.</p>			
Module 1	Introduction to the Indian Constitution	Knowledge	Quiz	5 Classes

Course Content:				
Meaning of Constitution, Constitutional Law and Constitutionalism, India before and after adoption of Constitution, Preamble, Salient Features, Concept and Relevance of Fundamental Rights, Fundamental Duties and Directive Principles of State Policy in brief.				
Module 2	Pillars of Democracy: Legislature Executive and Judiciary	Knowledge	Short Essay	5 Classes
Federalism, Union and State Executive, Parliament and State Legislature, Union and State Judiciary, Amendment of the Constitution				
Module 3	Engineering Ethics	Analysis	Presentation on conceptual understanding and problem based scenarios	5 Classes
Scope & Aims of Engineering & Professional Ethics, Code of Ethics as defined in the website of Institution of Engineers (India), Profession, Professionalism, and Professional Responsibility, Conflicts of Interest, Engineering Standards, the impediments to Responsibility, IPRs (Intellectual Property Rights), Necessity of responsible experimentation ,Case Studies on Challenger, Chernobyl, and Boeing.				
Project work/Assignment: Quiz on Fundamental Rights, Short Essay on Judicial Activism in India, Problem based assignments of engineering ethics.				

<p>Resources:</p> <p>M.P. Jain, Indian Constitutional Law, 8th Edition, Lexis Nexis, 2022.</p> <p>M.W. Martin and R. Schinzinger, Ethics in Engineering, 4th Edition, McGraw Hill Education, 2015.</p>
<p>References:</p> <p>Durga Das Basu, Commentary on the Constitution of India, 9th Edition, Lexis Nexis, 2019.</p> <p>Rowan, John, and Zinaich Jr., Ethics for the Professions, Wadsworth, 2003.</p> <p>R.C. Sekhar, Ethical Choices in Business, Response Books, Sage Publications, 1997.</p>

Course Code: CSE2201	Course Title: Program Solving Using C Lab Type of Course: Lab	L- T-P-C	0	0	4	2
Version No.	1.0					
Course Pre-requisites	NIL					
Anti-requisites	NIL					
Course Description	The course is designed to provide complete knowledge of C language. Students will be able to develop logics which will help them to create programs and applications in C. Also by learning the basic programming constructs they can easily switch over to any other language in future.					
Course Object	The objective of the course is to familiarize the learners with the concepts of Problem Solving Using C and attain Employability through Problem Solving Methodologies.					
Course Outcomes	On successful completion of this course the students shall be able to: Write algorithms and to draw flowcharts for solving problems Demonstrate knowledge and develop simple applications in C programming constructs					

	Develop and implement applications using arrays and strings Decompose a problem into functions and develop modular reusable code Solve applications in C using structures and Union Design applications using Sequential and Random Access File Processing.
Course Content:	
List of Practicals: Lab Sheet 1: 10 Sessions Program 1: Sum of Two Numbers Program 2: Find the Greatest of Three Numbers Program 3: Check Even or Odd using Conditional Operator Program 4: Print Multiplication Table using Loop Program 5: Count Digits in a Number using While Loop Program 6: Demonstration of Preprocessor Directives Program 7: Simple Calculator using Switch Case Lab Sheet 2: 10 Sessions Program 1: Check Whether a Number is Positive, Negative or Zero Program 2: Find the Sum of First N Natural Numbers Program 3: Check Whether a Number is Prime or Not Program 4: Find Factorial of a Number Program 5: Reverse a Number Program 6: Simple Number Guessing Game Lab Sheet 3: 10 Sessions	

Program 1: Linear Search in a One-Dimensional Array

Program 2: Bubble Sort on an Integer Array

Program 3: Matrix Addition (2D Arrays)

Program 4: Count Vowels in a String

Program 6: Selection Sort on an Array

Lab Sheet 4: 10 Sessions

Program 1: Sum of Two Numbers Using User-Defined Function

Program 2: Factorial Using Recursion

Program 3: Swap Two Numbers Using Call by Value (No Swap)

Program 4: Swap Two Numbers Using Call by Reference (With Swap)

Program 5: Pointer Basics - Access and Modify Variable via Pointer

Program 6: Accessing Array Elements Using Pointers

Lab Sheet 5: 10 Sessions

Program 1: Basic Structure Usage

Program 2: Input and Display Array of Structures

Program 3: Array Inside Structure (Student Marks)

Program 4: Structure with Nested Structures (Date of Birth)

Program 5: Union Example and Member Access

Lab Sheet 6: 10 Sessions

Program 1: Write to a File (Text Mode)

Program 2: Read from a File (Text Mode)

Program 3: Append Data to a File

<p>Program 4: Count Characters, Words and Lines in a File</p> <p>Program 5: Write and Read Structure to/from a Binary File</p> <p>Program 6: Random Access in File (Update a Record)</p>
<p>Text Book(s):</p> <p>1. E. Balaguruswamy, "Programming in ANSI C", 8th Edition, 2019, McGraw Hill Education, ISBN: 978-93-5316- 513-0.</p>
<p>Reference Book(s):</p> <p>Yashwant Kanetkar, Let us C, 17th Edition, BPB Publications, 2020.</p> <p>ReemaThareja, "Programming in C", Oxford University Press, Second Edition, 2016.</p> <p>Kernighan, B.W and Ritchie,D.M, "The C Programming language", Second Edition, Pearson Education, 2015</p> <p>Schildt Herbert, "C: The Complete Reference", Tata McGraw Hill Education, 4th Edition, 2014.</p> <p>Stephen G. Kochan, "Programming in C", Addison-Wesley Professional, 4th Edition, 2014.</p>
<p>Web Links and Video Lectures:</p> <p>https://nptel.ac.in/courses/106/105/106105171/</p> <p>https://archive.nptel.ac.in/courses/106/104/106104128/</p>

Course Code: CHE2501	Course Title: Chemistry of Smart Materials Type of Course: Theory - BSC	L-T- P- C	3	0	0	3
Version No.	1.0					
Course Pre-requisites						

Anti-requisites	NIL			
Course Description	<p>The objective of the course is to introduce the students to concepts and applications of chemistry of smart materials. The course also aims to enhance the knowledge of smart materials associated with memory system, display devices, , sensors, energy devices and environment. It will also cultivate an ability to identify chemistry in each of smart engineered materials and interpret solutions for the challenges connected to memory, display, energy, smart, green and sustainable technologies. It targets to strengthen the fundamental concepts behind chemistry of smart materials and then builds an interface with their industrial applications.</p> <p>This course is designed to cater to Environment and Sustainability</p>			
Course Objective	The objective of the course is 'SKILL DEVELOPMENT' of the student by using Participative learning techniques.			
Course Outcomes	<p>On successful completion of this course the students shall be able to:</p> <p>Relate the knowledge of chemistry to computational approaches to identify materials functionalities and properties</p> <p>Recognize and interpret solutions for the challenges connected to memory, display, smart, green and sustainable technologies.</p> <p>Explain the quality parameters of engineering materials associated with environment and sensors.</p> <p>Interpret the knowledge of sustainable chemistry for E- waste management.</p> <p>Analyse the importance of various electrochemical sources in energy systems.</p>			
Course Content:				
Module 1	Computational Chemistry	Assignment	Data Collection and analysis	09 classes
<p>Topics: Fundamental particles of atom – their mass, charge and location – atomic number and mass number, Stabilizing interactions: Bonded and non-bonded interactions. Chemistry of weak interactions – van der Waals force and hydrogen bonding, Density functional theory. 3D co-ordinate generation for small molecules, geometry optimization by Molview. Chemical Databases: Chemoinformatics, MSDS</p> <p>Self- learning topics: Scope, cost and efficiency of computational modeling.</p>				
Module 2	Materials for Memory and	Assignment	Data Collection	09

	Display Systems		and analysis	Classes
<p>Topics: Memory Systems : Introduction, classification of electronic memory devices- Transistor, capacitor, charge -transfer and Resistor, types of materials - organic, polymeric and hybrid materials, and applications, manufacturing of semiconductor chips.</p> <p>Display Systems: photo and electroactive materials , materials for display -Principle, Properties and applications: Liquid crystals for LCD-Liquid crystals display, Basics of LED: OLED-organic light emitting diode and light emitting electrochemical cells.</p> <p>Self- learning topics: Green computing: Biocomposite based memory devices</p>				
Module 3	Nanomaterials based Smart Sensors and Devices	Assignment	Data Collection and analysis	09 Classes
<p>Topics: Nanomaterials- Introduction, classification based on dimensionality, quantum confinement. Size dependent properties, Synthesis, Properties of CNT and Graphene and their application as Materials for data analysis and packaging -RFID and IONT.</p> <p>Sensors: Introduction, types, Principle and applications- electrochemical sensor: nanomaterials for sensing applications - Glucose, VOC sensing.</p> <p>Self-learning topics: Fullerene, biomolecules in sensing, Strain sensors</p>				
Module 4	Sustainable Materials and Development	Quiz/Seminar	Data Collection and analysis	09 Classes
<p>Topics: E waste: Introduction, E waste Hazards, E- waste management, Recovery of precious metal- Cu by Hydrometallurgy.</p> <p>Green Chemistry: Fundamentals and 12 principles with examples, Carbon footprint and sequestration</p> <p>Sustainable Chemistry: -Introduction to Biomaterials- PLA , polymers in bio-compatible and bio-degradable materials - Poly(3-hydroxybutyrate-co-3-hydroxyvalerate) PHBV, synthesis and applications in drug delivery.</p> <p>Self-learning topics: circular economy- case studies.</p>				
Module 5	Energy Science	Quiz/Seminar	Data Collection and analysis	09 Classes
<p>Topics: Battery technology:Fundamentals of electrochemistry, Introduction to electrochemical storage devices: battery (Lithium-ion battery- LiMnO₂, LiCoO₂, metal air batteries- LiO₂) and supercapacitors-Introduction, Principle, Types - EDLC, pseudo and asymmetric capacitor.</p> <p>Photovoltaics: Solar cells - Construction and working principle; types- Inorganic, Organic and</p>				

quantum dot sensitized (QDSSC's).
Self-learning topics: Battery technology for e-mobility, Green hydrogen
<p>Targeted Application & Tools that can be used:</p> <p>Application areas are Data storage and analysis, logistics, Biomedicine, Energy, Environment and sustainability</p> <p>Tools: Molview, chemdraw, excel etc</p>
Project work/Assignment:
<p>Assessment Type</p> <p>Midterm exam</p> <p>Assignment (review of digital/ e-resource from PU link given in references section - mandatory to submit screenshot accessing the digital resource.)</p> <p>Quiz/Student Seminar</p> <p>End Term Exam</p> <p>Self-learning</p>
<p>Text Book</p> <p>Wiley, "Engineering Chemistry", Wiley.</p> <p>G.A. Ozin and A.C. Arsenault, Nanochemistry: A chemical approach to nanomaterials, Royal Society of Chemistry, 2009</p>
<p>Reference Books</p> <p>Functional and smart materials, Chander Prakash, Sunpreet Singh, J. Paulo Davim, 2020, CRC Press, ISBN: 978-036-727-510-5.</p> <p>E-waste recycling and management: present scenarios and environmental issues, Khan, Anish, and Abdullah M. Asiri. 2019, Springer, Vol. 33. ISBN: 978-3-030-14186-8.</p> <p>Essentials of computational chemistry: theories and models, Christopher J Cramer, 2013, John Wiley & Sons. ISBN: 978-0-470-09182-1.</p> <p>Energy storage and conversion devices: Supercapacitors, batteries and hydroelectric cells, Anurag Gaur,</p>

L. Sharma, Anil Arya. 2021, CRC press, 1st edition, ISBN: 978-1-003-14176-1.

Fundamentals of analytical chemistry: An introduction, Douglas A. Skoog et al., 2004 Thomson Asia Pte

Ltd., 8th, ISBN: 978-0-495-55828-6

Functional and smart materials, Chander Prakash, Sunpreet Singh, J. Paulo Davim, 2020, CRC Press, ISBN: 978-036-727-510-5.

Electrical and electronic devices, circuits and materials: Technological challenges and solutions. Tripathi,

L., Alvi, P. A., & Subramaniam, U, 2021, John Wiley & Sons, ISBN: 978-0367564261.

F. Jensen, Introduction to Computational Chemistry, 3rd edition, Wiley, 2017.

E resources

https://presiuniv.knimbus.com/user#/searchresult?searchId=computational%20chemistry&_t=1738054970142

https://presiuniv.knimbus.com/user#/viewDetail?searchResultType=ECATALOGUE_BASED&unique_id=EBSCO95_30102024_48504

https://presiuniv.knimbus.com/user#/viewDetail?searchResultType=ECATALOGUE_BASED&unique_id=EBSCO95_30102024_147967

https://presiuniv.knimbus.com/user#/viewDetail?searchResultType=ECATALOGUE_BASED&unique_id=EBSCO95_30102024_130301

https://presiuniv.knimbus.com/user#/viewDetail?searchResultType=ECATALOGUE_BASED&unique_id=EBSCO95_30102024_87297

https://presiuniv.knimbus.com/user#/viewDetail?searchResultType=ECATALOGUE_BASED&unique_id=EBSCO95_30102024_67006

https://presiuniv.knimbus.com/user#/viewDetail?searchResultType=ECATALOGUE_BASED&unique_id=EBSCO95_30102024_137261

https://presiuniv.knimbus.com/user#/viewDetail?searchResultType=ECATALOGUE_BASED&unique_id=EBSCO95_30102024_86712

Skill Sets All topics in theory component are relevant to Environment and Sustainability.

Course Code: CHE2502	Course Title: Chemistry of Smart Materials Lab Type of Course: Laboratory – BSC	L-T-P- C	0	0	2	1
Version No.	1.0					
Course Pre-requisites	Before undertaking this Chemistry of Smart Materials Lab course, students are expected to possess foundational knowledge of chemistry, including an understanding of acids and bases, metals and metal ions, oxidizing and reducing agents, various types of instrumental analysis, and the proper use of laboratory glassware. Additionally, students should be familiar with handling chemicals and glassware safely and adhering to essential laboratory safety precautions.					
Anti-requisites	NIL					
Course Description	The laboratory course aims to develop experimental skills and apply fundamental chemical principles to address chemistry-related problems in engineering. The experiments are carefully designed to complement the theoretical concepts covered in lectures, providing hands-on experience to deepen understanding and reinforce learning. This course is designed to cater to Environment and Sustainability.					
Course Objective	The objective of the course is to familiarize the learners with the concepts of “Chemistry of Smart Materials Lab” and attain SKILL DEVELOPMENT through EXPERIENTIAL LEARNING techniques.					
Course Outcomes (COs)	On successful completion of the course, students shall be able to: CO1: recognize the basic techniques and instrumentation used in chemistry laboratories for quantitative analysis. CO2: estimate the presence of acids and metal ions in domestic and industrial waste using laboratory techniques. CO3: review the experimental results and demonstrate improved experimental skills through hands-on laboratory experience. CO4: classify laboratory techniques such as experimental setups for synthesis, purification, recovery and analysis.					
Course Content:	Total 30 sessions					
Experiment 1	Experimental	Data Collection		Analysis and Interpretation		
Determination of strength of strong acid in battery electrolyte using conductometric sensors.						

Experiment 2	Experimental	Data Collection	Analysis and Interpretation
Estimation of iron from e-waste using Electrochemical sensors.			
Experiment 3	Experimental	Data Collection	Analysis and Interpretation
Determination of pKa of organic acid of battery electrolyte using pH sensor.			
Experiment 4	Experimental	Data Collection	Analysis and Interpretation
Estimation of copper from PCBs by using colorimeter (Optical Sensor).			

Experiment 5	Experimental	Data Collection	Analysis and Interpretation
Conductometric estimation of mixture of acids in Recycling process of E- waste.			
Experiment 6	Experimental	Data Collection	Analysis and Interpretation
Determination of viscosity coefficient of a given organic liquid using Ostwald's Viscometer (viscoelastic property).			
Experiment 7	Experimental	Data Collection	Analysis and Interpretation
Recovery of valuable metals (copper) from e- waste by Iodometric titration.			
Experiment 8	Experimental	Data Collection	Analysis and Interpretation
Estimation of iron in electronic devices using Std. Potassium permanganate solution.			
Experiment 9	Experimental	Data Collection	Analysis
Flame photometric estimation of sodium (Battery Recycling- Optical Sensor).			
Experiment 10	Experimental	Data Collection	Analysis

Synthesis of conducting polyaniline for gas sensor applications (Demonstration experiment).			
Experiment 11	Experimental	Data Collection	Analysis
Green synthesis of nanomaterials (Demonstration experiment).			
Experiment 12	Experimental	Data Collection	Analysis
Recovery of valuable metals from e- waste by eletroless method (Demonstration experiment).			
Any 8 experiments will be conducted out of 12			
Continuous Internal Assessment: Midterm exam Experimental Evaluation Viva-voce Endterm exam			
Text Book Lab manual for Engineering chemistry by B. Ramadevi and P. Aparna, S. Chand Publications, New Delhi (2022) Vogel's text book of practical organic chemistry 5th edition Inorganic Quantitative analysis by A.I. Vogel, ELBS Publications. College Practical Chemistry by V.K. Ahluwalia, Narosa Publications Ltd. New Delhi			
References 1. Engineering Chemistry Laboratory Manual (English, Paperback, Dr Manoj Kumar Solanki), Edu-creation Publishing E-resources: https://books-library.net/files/download-pdf-ebooks.org-kupd-679.pdf Video Links: https://www.youtube.com/watch?v=gd1YQr-74sw https://www.youtube.com/watch?v=wVJ8WQax0rQ https://www.youtube.com/watch?v=aWwEGCNtKwk https://www.youtube.com/watch?v=JhBs_8DrPYo			

https://www.youtube.com/watch?v=5bFAx2b_6A8

https://www.youtube.com/watch?v=_IVVZnAFfrM

<https://www.youtube.com/watch?v=BBhuXOh9vOM>

<https://www.youtube.com/watch?v=j-nW3Jhc794>

The topics related to Skill Development

All the experiments are relevant to Skill Development through Experiential Learning Techniques. This is attained through assessment component mentioned in course handout.

Course Code: PPS1026	Course Title: Industry Readiness Program – II Type of Course: Practical Only Course	L- T - P- C	0	0	2	0
Version No.	1.0					
Course Pre- requisites	NIL					
Anti-requisites	NIL					
Course Description	This course is designed to enable students learn styles of communication, team building and use empathy in leadership. The course will benefit learners in preparing themselves effectively through various activities and learning methodologies.					
Course Objective	The objective of the course is to familiarize the learners with the concepts of “Industry Readiness for Young Professionals” and attain SKILL DEVELOPMENT through PARTICIPATIVE LEARNING techniques.					

Course Out Comes	<p>On successful completion of this course the students shall be able to:</p> <p>CO 1 Apply different communication skills for success in workplace</p> <p>CO 2 Practice team building skills for career success</p> <p>CO3 Demonstrate ethical leadership skills in workplace</p>		
Course Content			
Module 1	Effective Communication	Classroom activities	10 Hours
<p>Topics: Practice effective communication skills (Verbal, Non-verbal, Written and Visual)</p> <p>Activity: Use social media prompts to prepare self-introduction videos</p>			
Module 2	Team Building	Group Activity	10 Hours
<p>Topics: Skills of an effective team player</p> <p>Activity: Student group activity to build class networking</p>			
Module 3	Leadership	Case study	10 Hours
<p>Topics: Types of leadership, using empathy in leadership</p> <p>Activity: Individual presentation by students on corporate leaders.</p>			
Faculty : L&D			

<p>Targeted Application & Tools that can be used:</p> <p>TED Talks</p> <p>You Tube Links</p> <p>Activities</p>
<p>Assignment proposed for this course</p> <p>Assignment 1: One minute reel</p> <p>Assignment 2: Team building assignment</p>
<p>Continuous Individual Assessment</p> <p>Module 1: L-S-R-W class assessment</p> <p>Module 2: Team Presentation</p> <p>Module 3: Individual Assessment</p>
<p>The topics related to skill development:</p> <p>Students acquire knowledge on effective communication skills, team building skills and how to prepare themselves to be leaders in workplace using empathy and implement various skill sets during the course of their time in the university.</p>

Course Code EEE1250	Course Title: Basics of Electrical and Electronics Engineering Lab Type of Course: Professional Core - Laboratory	L-T- P- C	0	0	2	1
Version No.	1.0					
Course Pre-requisites	NIL					
Anti-requisites	NIL					
Course Description	This fundamental laboratory provides an opportunity to validate the concepts taught in the basics of electrical and electronics engineering and enhances the ability to visualize real system performance, using both hardware and simulation tools.					
Course Objective	The objective of the course is to familiarize the learners with the concepts of Basics of Electrical and Electronics Engineering and attain Skill Development through Experiential Learning techniques.					
Basic skill sets required for the laboratory:						
	<p>The students shall be able to develop:</p> <p>An attitude of enquiry.</p> <p>Confidence and ability to tackle new problems.</p> <p>Ability to interpret events and results.</p> <p>Ability to work as a leader and as a member of team.</p> <p>Assess errors and eliminate them.</p> <p>Observe and measure physical phenomenon.</p> <p>Write Reports.</p> <p>Select suitable equipment, instrument and materials.</p> <p>Locate faults in systems.</p> <p>Manipulative skills for setting and handling equipment.</p> <p>The ability to follow standard test procedures.</p> <p>An awareness of the need to observe safety precautions.</p> <p>To judge magnitudes without actual measurement.</p>					

Course Out Comes	<p>On successful completion of the course the students shall be able to:</p> <p>Apply basic laws of Electrical Engineering to compute voltage, currents, and other parameters in the circuits.</p> <p>Demonstrate the working of electrical machines to observe performance characteristics.</p> <p>Demonstrate the working of electronic circuits to obtain the V-I Characteristics of various semiconductor devices.</p> <p>Sketch the characteristics and waveforms relevant to standard electrical and electronic circuits</p>
Course Content:	
	<p>List of Laboratory Tasks:</p> <p>Experiment No 1: Verification of KVL and KCL for a given DC circuit.</p> <p>Level 1: Study and Verify KVL and KCL for the given electrical Circuit.</p> <p>Level 2: For the same circuit considered in level 1, perform the simulation using NI LabVIEW/Multisim/MATLAB.</p> <p>Experiment No 2: Analyse AC series circuits – RL, RC and RLC .</p> <p>Level 1: Conduct an experiment to perform and verify the impedance, current and power of Series RL and RC circuits</p> <p>Level 2: Conduct an experiment to perform and verify the impedance and current of RLC series circuits.</p> <p>Experiment No 3: Calculation of power and power factor of the given AC Circuit.</p> <p>Level 1: Conduct an experiment to measure the power and power factor for given resistive load.</p> <p>Level 2: Conduct an experiment to measure the power and power factor for given inductive load.</p> <p>Experiment No 4: Perform the experiments on given Transformer.</p> <p>Level 1: Verify the EMF equation of a transformer and compute the voltage transformation ratio.</p> <p>Level 2: Study the effect of load on the secondary side of the transformer and verify the EMF equation under load conditions.</p>

	<p>Experiment No 5: Load test on DC shunt motor</p> <p>Level 1: Conduct load test on DC shunt motor and find its efficiency at different loads</p> <p>Level 2: Conduct load test on DC shunt motor and plot the performance characteristics.</p> <p>Experiment 6: Study of PN-Junction Diode Characteristics in Forward and Reverse Bias Conditions.</p> <p>Level 1: Carry out an experiment to plot VI Characteristics and hence find the cut-in voltage on forward characteristics for the Silicon P-N Junction diode.</p> <p>Level 2: Carry out an experiment to plot VI Characteristics of Zener diode and hence find the zener voltage on reverse characteristics for the Silicon P-N Junction zener diode.</p> <p>Experiment No. 7: To observe the output waveform of half wave and full wave rectifier circuit and compute ripple factor and efficiency</p> <p>Level 1: Identify the components required for a rectifier circuit, rig up the circuit, and sketch the output waveforms without filter.</p> <p>Level 2: Rig up the rectifier circuit with RC filter, observe the output waveforms, determine the efficiency and ripple factor.</p> <p>Experiment 8: To construct clipping and clamping circuits for different reference voltages and to verify the responses.</p> <p>Level 1: Identify the components required for building a Clipper / Clamper circuit. Rig up the circuit according to the circuit diagram given and sketch the output waveform.</p> <p>Level 2: Given a sinusoidal input of 10 V p-p, implement a positive / negative clipper with output clipped at 2 V.</p> <p>Experiment 9: To calculate various parameters of emitter follower circuit using BJT</p> <p>Level 1: Identify the components required to implement an emitter follower circuit. Rig up the circuit and observe the variations in output waveform with respect to the variations in input waveform.</p> <p>Level 2: Determine the values of Z_{in} input impedance and Z_{out} output impedance for Emitter Follower.</p> <p>Experiment 10: To Implement RC Coupled amplifier using a BJT and sketch the</p>
--	---

	<p>frequency response.</p> <p>Level 1: Identify the components required to implement an RC coupled amplifier circuit. Rig up the circuit and sketch the frequency response.</p> <p>Level 2: From the frequency response curve determine the value of the mid band gain and the bandwidth.</p>
<p>Targeted Application & Tools that can be used:</p> <p>Targeted Applications: Application Area includes all electrical and electronic circuits (power supply unit, regulator unit, embedded devices, hardware electronics etc.). The students will be able to join a profession which involves basics to high level of electronic circuit design.</p> <p>Professionally Used Software: Multisim/ P Spice</p> <p>Besides these software tools hardware equipment such as Multimeters, Function Generators, Power Supplies, Oscilloscopes etc., can be used to perform component/circuit testing and analysis.</p>	
<p>Course Material</p> <p>Basics of Electrical and Electronics Engineering Laboratory Manual, Presidency University, Bengaluru.</p> <p>Text Book:</p> <p>Kothari D. P. & Nagrath I. J., “Basic Electrical and Electronics Engineering”, Tata McGraw-Hill</p> <p>Reference Books:</p> <p>John Hiley, Keith Brown and Ian McKenzie Smith, "HUGHES Electrical and Electronic Technology", 10th Edition (Indian Edition published by Dorling Kindersley), Pearson, 2011</p> <p>Samarajit Ghosh, "Fundamentals of Electrical and Electronics Engineering", 2nd Edition, Prentice Hall India, 2007.</p> <p>K Uma Rao, A Jaya Lakshmi, “Basic Electrical engineering” IK International publishing house Pvt. Ltd</p> <p>R. L. Boylestad and L. Nashelsky, “Electronic Devices and Circuit Theory”, Pearson Education India 7th Edition.</p> <p>A K. Maini, V. Agrawal, “Electronic Devices & Circuits”, Wiley, 2nd Edition</p> <p>A.S Sedra, K. C. Smith, “Microelectronic Circuits”, Oxford University Press, 6th Edition</p> <p>Online Learning Resources:</p> <p>https://presidencyuniversity.linways.com</p> <p>https://www.digimat.in/nptel/courses/video/108105112/L01 “Fundamentals of Electrical</p>	

Engineering-Basic Concepts, Examples”

Video lectures on “Diodes”, by Prof. Chitralekha Mahanta, IIT Guwahati,

<https://nptel.ac.in/courses/117/103/117103063/>

Topics relevant to “SKILL DEVELOPMENT”: All the experiments which are listed are for **Skill Development** through **Experiential Learning Techniques**. This is attained through the assessment component mentioned in course handout.

Course Code: ECE1511	Course Title: Design Workshop	L- T-P- C	1	0	2	2
Version No.	1.0					
Course Pre-requisites	NIL					
Anti-requisites	NIL					
Course Description	This course is designed to provide an in-depth understanding of Arduino, microcontrollers Raspberry pi and their application in various real time projects involving sensors. Throughout the course, students will learn the fundamentals of Arduino and Raspberry Pi programming and gain hands-on experience with a wide range of sensors. Students will explore how to connect and interface sensors with Arduino and Raspberry Pi boards, read sensor					

	data, and use it to control various output devices This course is suitable for beginners who are interested in exploring the world of electronics and developing practical applications using Arduino, Raspberry Pi and sensors.			
Course Objective	The objective of the course is Employability Skills of student by using PARTICIPATIVE LEARNING techniques.			
Course Outcomes	<p>On successful completion of the course the students shall be able to</p> <p>Explain the main features of the Arduino & the Raspberry Pi prototype board.</p> <p>Demonstrate the hardware interfacing of the peripherals to Arduino and Raspberry Pi system.</p> <p>Understand the types of sensors and its functions</p> <p>Demonstrate the functioning of live projects carried out using Arduino and Raspberry Pi system.</p>			
Course Content:				
Module 1	Basic concepts of Microcontrollers	Hands-on	Interfacing Task and Analysis	3 Sessions
<p>Topics:</p> <p>Introduction to Arduino, ESP and Node MCU Pin configuration and architecture, Device and platform features, Concept of digital and analog ports, Familiarizing with Arduino Interfacing Board, API's , Introduction to Embedded C and Arduino platform, Arduino Datatypes and variables, Arduino i/o Functions, Arduino Communications, Arduino IDE, Various Cloud Platforms.</p>				
Module 2	Sensory Devices	Hands-on	Interfacing Task and Analysis	3 Sessions
<p>Arduino Sensors: Humidity Sensor, Temperature Sensor, Water Detector / Sensor, PIR Sensor, Ultrasonic Sensor, Connecting Switches and actuators, sensor interface with Arduino.</p> <p>Introduction to 3D Printer: 3D Printer technology and its working Principles, Applications.</p> <p>Introduction to online Simulators: Working with AutoCAD/Fusion 360 Simulator.</p>				
Module 3	Introduction to	Hands-on	Interfacing Task	4 Sessions

	Micro python		and Analysis	
<p>Topics:</p> <p>Introduction to MicroPython, Comparison with other programming languages, Setting up the MicroPython development environment, Basics of MicroPython syntax and structure.</p>				
Module 4	Working with Raspberry-pi	Hands-on	Interfacing Task and Analysis	5 Sessions
<p>Introduction to raspberry pi boards, pin-diagram, different types of raspberry pi boards and its application, LED and switch control. Mastering Modules, Setup Raspberry - PuTTY SSH,VNC Viewer to interface with more complicated sensors and actuators. Various Libraries and its functions.</p>				
<p>Lab: Name of the Experiments:</p> <p>Introduction Lab 1:</p> <p>Level 1: Overview on Arduino based Micro-controller, and sensors.</p> <p>Level 2: Interfacing of Arduino and ESP boards with sensors and other components.</p> <p>Lab 2: Smart Plant Monitoring</p> <p>Level 1- Push button-controlled LED.</p> <p>Level 2- Automatic Irrigation and monitoring System using Arduino</p> <p>Lab 3: Robotics with Arduino.</p> <p>Level 1- Servo Motor control using Arduino</p> <p>Level 2: DC Motor Control Using Arduino for Robotics.</p> <p>Lab 4: Environmental pollution using ESP.</p> <p>Level 1 - IoT based air Pollution Monitoring System.</p> <p>Level 2- IoT Based water pollution system</p> <p>Introduction Lab for raspberry pi:</p> <p>Level 1: Overview on Different Raspberry Pi Boards, and sensors.</p> <p>Level 2: Configuring the Raspberry Pi and Interfacing with sensors and other components.</p> <p>Lab 7: Raspberry Pi based Object Detection using TensorFlow and OpenCV.</p>				

<p>Lab 8: Speech Recognition on Raspberry Pi for Voice Controlled Home Automation.</p> <p>Lab 9: Design the website using HTML and CSS, and host the website on Raspberry Pi.</p> <p>Introduction Lab for 3D printing:</p> <p>Overview of 3D printing. Design of 3D structure using the CAD. Understand the steps of fabrication of simple rectangular box using 3D printer.</p> <p>Lab 10: Design and print of Hollow Cylindrical structure using 3D CAD and 3D printer.</p> <p>Lab 11 Demonstration of Jetson nano board and its capability. (OPTIONAL)</p> <p>Lab 12: Revision</p> <p>Lab 13: Revision</p> <p>Lab 14: Mini Project</p> <p>Lab 15: Mini Project Evaluation.</p>
<p>Topics: Types of Arduino boards, Thonny Python, Python IDLE, sensors, 3D Printer</p>
<p>Targeted Application & Tools that can be used:</p> <p>Application Area:</p> <p>Home Automation, Environmental Monitoring, Agriculture and Farming, Industrial Automation, Internet of Things (IoT), Robotics, Wearable Devices, Security Systems, Education and Learning. These are just a few examples of the many application areas where Arduino, Raspberry Pi and sensors can be applied. The flexibility and affordability of Arduino, and Raspberry Pi combined with the wide range of sensors available, allow for endless possibilities in creating innovative projects.</p> <p>Professionally Used Software: Students can use open SOURCE Software's Arduino IDE and Tincker CAD, Thonny Python, Python IDLE etc.</p>
<p>Project work/Assignment:</p>
<p>1. Projects: At the end of the course students will be completing the project work on solving many real time issues.</p>

2. Book/Article review: At the end of each module a book reference or an article topic will be given to an individual or a group of students. They need to refer the library resources and write a report on their understanding about the assigned article in appropriate format. Presidency University Library Link .

3. Presentation: There will be a presentation from interdisciplinary students group, where the students will be given a project on they have to demonstrate the working and discuss the applications for the same

Textbook(s):

Monk Simon “Programming Arduino: Getting Started with Sketches”, Mc Graw Hill Publications Second Edition

Monk Simon “Raspberry Pi Cookbook: Software and Hardware Problems and Solutions”, Publisher(s): O'Reilly Media, Inc. ISBN: 9781098130923 fourth Edition.

References

Reference Book(s)

1. Neerparaj Rai “Arduino Projects for Engineers” BPB publishers,first edition, 2016.
2. Ryan Turner ”Arduino Programming ” Nelly B.L. International Consulting Ltd. first edition,2019.
3. Charles Bell Micro Python for the Internet of Things: A Beginner’s Guide to Programming with Python on Microcontrollers" by” Edition 1, 2017, ISBN 978-1-4842-3123-4
4. Stewart Watkiss “Learn Electronics with Raspberry Pi ” Apress Berkeley, CA . second edition,2020. ISBN978-1-4842-6348-8
5. Jo Prusa, “Basic of 3D printing”, Prusa Research, 3rd edition.
6. Volker Ziemann, “A Hands-On Course in Sensors Using the Arduino and Raspberry Pi (Series in Sensors)”, CRC Press, 1st Edition. 2018.

Online Resources (e-books, notes, ppts, video lectures etc.):

Arduino trending Projects < [https://www. https://projecthub.arduino.cc/](https://www.projecthub.arduino.cc/)>

Introduction to Arduino < https://onlinecourses.swayam2.ac.in/aic20_sp04/preview>

Case studies on Wearable technology< <https://www.htciitm.org/wearables>>

Raspberry-pi Projects < <https://magpi.raspberrypi.com/articles/category/tutorials/>>

Introduction to internet of things< <https://nptel.ac.in/courses/106105166>>

E-content:

Cattle Health Monitoring System Using Arduino and IOT (April 2021| IJIRT | Volume 7 Issue 11 | ISSN: 2349-6002)

M H Hemanth Kumar, Ravi Pratap Singh, Nishu Sharma, Pragya Singh” IOT BASED SMART SECURITY SYSTEM USING ARDUINO” 2021 JETIR August 2021, Volume 8, Issue 8.

R. Maheswar, P. Jayarajan, S. Vimalraj, G. Sivagnanam, V. Sivasankaran and I. S. Amiri, "Energy Efficient Real Time Environmental Monitoring System Using Buffer Management Protocol," 2018, pp. 1-5, doi: 10.1109/ICCCNT.2018.8494144. <https://ieeexplore.ieee.org/document/8494144>.

Yaser S Shaheen, Hussam., " Arduino Mega Based Smart Traffic Control System ," December 2021 Asian Journal of Advanced Research and Reports 15(12): 43-52, 2021(15(12): 43-52, 2021):15(12): 43-52, 2021.

Basil, Eliza Sawant, S.D. “IoT based traffic light control system using Raspberry Pi “ DOI 10.1109/ICECDS.2017.8389604

Supriya S, 2Dr. Aravinda " Green leaf disease detection and identification using Raspberry Pi <https://www.irjet.net/archives/V9/i8/IRJET-V9I847>.

Dr. E.N. Ganesh., “Health Monitoring System using Raspberry Pi and IOT” DOI : <http://dx.doi.org/10.13005/ojcst12.01.03>

Topics relevant to development of “SKILL”: System design for achieving Sustainable Development Goals.

Course Code: MAT2303	Course Title: Linear Algebra and Vector Calculus Type of Course:1] School Core	L-T- P- C	3	1	0	4
Version No.	1.0					
Course Pre-requisites	MAT2301					

Anti-requisites		NIL
Course Description		This course explores the fundamental concepts of vectors, matrices, and their operations within the context of calculus, including vector differentiation and integration, while applying these tools to solve problems related to linear systems, transformations, and geometric interpretations in higher dimensions, often with applications in fields like physics, engineering, and computer graphics; key topics include vector algebra, matrix operations, determinants, eigenvalues, eigenvectors, gradients, divergence, curl, line integrals, surface integrals, and the fundamental theorems of vector calculus like Green's Theorem, Stokes' Theorem, and the Divergence Theorem.
Course Objective		The course is intended to develop computational proficiency involving procedures in Matrices, Linear Algebra and Vector Calculus which are useful to all engineering disciplines. This course is to equip students with the ability to understand and manipulate vectors in multidimensional space, apply matrix operations to solve systems of linear equations, and utilize concepts like gradients, divergence, and curl to analyze physical phenomena, all while developing a strong foundation for applying these tools in various scientific and engineering fields like physics, mechanics, and computer graphics.
Course Out Comes		On successful completion of the course the students shall be able to: CO1 - Use matrix methods and certain techniques to solve the system of linear equations and to find eigen values, eigen vectors of a matrix to check whether it is diagonalizable. CO2 - Understand the abstract notions of vector space and dimensionality of it. CO3 - find the matrix representation of a linear transformation given bases of the relevant vector spaces. CO4 - Learn different notions of vector and scalar fields with their properties. Understanding the major theorems (Green's, Stokes', Gauss') and some applications of these theorems.
Course Content:		
Module 1	Systems of Linear Equations	Classes)
Systems of Linear Equations, Matrices and Elementary Row Operations, Echelon forms, Matrix operations, invertible matrices, Determinants and their properties, Cramer's Rule, LU-decomposition, Applications of		

Systems of Linear Equations.			
Module 2	Vector Space	Assignment	(15 Classes)
Linear Combinations and Linear Independence, Vectors in \mathbb{R}^n , Linear Combinations, Linear Independence Vector Spaces, Definition of a Vector Space, Subspaces, Basis and Dimension, Coordinates and Change of Basis, Orthogonal bases and orthogonal projections.			
Module 3	Linear Transformations		(15 lectures)
<p>Linear Transformations, Algebra of transformations, The Null Space and Range, Isomorphisms, Matrix Representation of Linear Transformations, Similarity Eigenvalues and Eigenvectors, Eigen values and Eigen vectors, Diagonalization.</p> <p>Inner Product Spaces, The Dot Product on \mathbb{R}^n and Inner Product Spaces, Orthonormal Bases, Orthogonal Complements, Application: Least Squares Approximation, Diagonalization of Symmetric Matrices, Application: Quadratic Forms.</p> <p>Singular Value Decomposition: Singular values, computing singular value decomposition, and Introduction to principal component analysis.</p>			
Module 4	Vector Calculus	Assignment	(15 lectures)
<p>Vector & Scalar Functions and Fields, Derivatives, Curve, Arc length, Curvature & Torsion, Gradient of Scalar Field, Directional Derivative, Divergence of a Vector Field, Curl of a Vector Field, Physical interpretation, solenoidal and irrotational vector fields. Problems.</p> <p>Line Integrals, Path Independence of Line Integrals, Green's Theorem in the plane, Surface Integrals, Divergence Theorem of Gauss, Stokes's Theorem.</p>			
<p>Targeted Application & Tools that can be used:</p> <p>Solve systems of linear equations using various methods including Gaussian and Gauss Jordan elimination and inverse matrices.</p> <p>Perform matrix algebra, invertibility, and the transpose and understand vector algebra in \mathbb{R}^n.</p> <p>Determine relationship between coefficient matrix invertibility and solutions to a system of linear equations and the inverse matrices.</p> <p>Find eigenvalues and eigenvectors and use them in applications.</p> <p>Find the dimension of spaces such as those associated with matrices and linear transformations.</p> <p>Understand real vector spaces and subspaces and apply their properties.</p> <p>Compute inner products in a real vector space and compute angle and orthogonality in inner product spaces.</p>			

Create orthogonal and orthonormal bases: Gram-Schmidt process and use bases and orthonormal bases to solve application problems.

Prove basic results in linear algebra using appropriate proof-writing techniques such as linear independence of vectors; properties of subspaces; linearity, injectivity and surjectivity of functions; and properties of eigenvectors and eigenvalues.

Assignment:

Preparation of power-point slides, which include videos, animations, pictures, graphics for better understanding the applications of Linear Algebra and Vector Calculus to engineering applications – The faculty will allocate chapters/ parts of chapters to groups of students so that the entire syllabus of Linear Algebra and Vector Calculus is covered.

Text Book

Gilbert Strang, Linear Algebra and its applications, Wellesley-Cambridge Press,U.S.; 6th edition.

B. S. Grewal (2017), Higher Engineering Mathematics by, 44th Edition, Khanna Publishers.

References:

Introduction to Linear Algebra with Application, Jim DeFranza, Daniel Gagliardi, Tata McGraw-Hill

Elementary Linear Algebra, Applications version, Anton and Rorres, Wiley India Edition.

Advanced Engineering Mathematics, Erwin Kreysig, Wiley Publication.

Elementary Linear Algebra, Ron Larson, Cengage Learning .

Linear Algebra and its Applications, David C. Lay, Pearson Education.

E-resources/ Web links:

https://presiuniv.knimbus.com/user#/viewDetail?searchResultType=ECATALOGUE_BASED&unique_id=EBSCO95_30102024_9607

https://presiuniv.knimbus.com/user#/viewDetail?searchResultType=ECATALOGUE_BASED&unique_id=EBSCO95_30102024_143156

https://presiuniv.knimbus.com/user#/viewDetail?searchResultType=ECATALOGUE_BASED&unique_id=CUSTOM_PACKAGE_EBSCO_29052023_270975

https://presiuniv.knimbus.com/user#/viewDetail?searchResultType=ECATALOGUE_BASED&unique_id=EBSCO95_30102024_94555

https://presiuniv.knimbus.com/user#/viewDetail?searchResultType=ECATALOGUE_BASED&unique_id=EB

SCO95_30102024_243864

https://presiuniv.knimbus.com/user#/viewDetail?searchResultType=ECATALOGUE_BASED&unique_id=EBSCO95_30102024_224531

NPTEL Video Lectures Matrices and Linear Algebra:

<https://nptel.ac.in/courses/111106051/>

NPTEL Video Lectures Differential Equations:

<https://nptel.ac.in/courses/111106100/>

NPTEL Vector Calculus:

<https://nptel.ac.in/courses/111/105/111105122/>

https://www.math.hkust.edu.hk/~maqian/ma006_0607F.html

<https://www.scu.edu.au/study-at-scu/units/math1005/2022/>

Topics relevant to SKILL DEVELOPMENT: The course focuses on the concepts of Vector calculus and Linear Algebra with reference to specific engineering problems. The course is of both conceptual and analytical type in nature through Problem Solving. This is attained through the assessment component mentioned in the course handout.

Course Code: CSE2251	Course Title: Data Communications and Computer Networks Type of Course: Theory	L- T-P- C	3	0	0	3
Version No.	1.0					
Course Pre-requisites	ECE2022					
Anti-requisites	NIL					

Course Description	<p>The objective of this course is to provide knowledge in data communications and computer networks, its organization and its implementation, and gain practical experience in the installation, monitoring, and troubleshooting of LAN systems.</p> <p>The associated laboratory is designed to implement and simulate various networks using Cisco packet tracer, NS2. All the lab exercises will focus on the fundamentals of creating multiple networks, topologies and analyzing the network traffics.</p>			
Course Objective	<p>The objective of the course is to familiarize the learners with the concepts of Data Communications and Computer Networks and attain Employability through Problem Solving Methodologies.</p>			
Course Outcomes	<p>On successful completion of the course, the students shall be able to:</p> <p>1] Illustrate the Basic Concepts Of Data Communication and Computer Networks.</p> <p>2] Analyze the functionalities of the Data Link Layer.</p> <p>3] Apply the Knowledge of IP Addressing and Routing Mechanisms in Computer Networks.</p> <p>4] Demonstrate the working principles of the Transport layer and Application Layer.</p>			
Course Content:				
Module 1	Introduction and Physical Layer- CO1	Assignment	Problem Solving	10 Sessions
<p>Introduction to Computer Networks and Data communications, Network Components – Topologies, Transmission Media –Reference Models -OSI Model – TCP/IP Suite.</p> <p>Physical Layer -Analog and Digital Signals – Digital and Analog Signals – Transmission - Multiplexing and Spread Spectrum.</p>				

Module 2	Reference Models and Data Link Layer – CO2	Assignment	Problem Solving	11 Sessions
Data Link Layer - Error Detection and Correction – Parity, LRC, CRC, Hamming Code, Flow Control and Error Control, Stop and Wait, ARQ, Sliding Window, Multiple Access Protocols, CSMA/CD, CSMA/CA, IEEE 802.3, IEEE 802.11 Ethernet.				
Module 3	Network Layer –CO3	Assignment	Problem Solving	12 Sessions
Network Layer Services - Network Layer Services, Switching Techniques, IP Addressing methods- IPv4 IPV6 – Subnetting. Routing, - Distance Vector Routing – RIP-BGP-Link State Routing –OSPF-Multi cast Routing-MOSPF- DVMRP – Broad Cast Routing. EVPN-VXLAN, VPLS, ELAN.				
Module 4	Transport and Application Layer -CO3	Assignment	Problem Solving	12 Sessions
Transport Layers - Connection management – Flow control – Retransmission, UDP, TCP, congestion control, – Congestion avoidance (DECbit, RED) The Application Layer: Domain Name System (DNS), Domain Name Space, SSH, FTP, Electronic Mail (SMTP, POP3, IMAP, MIME) – HTTP – – SNMP, Web Services, Virtual Networking.				
Targeted Application & Tools that can be used: Cisco Packet Tracer, Wireshark, and NS2. Case Study/Assignment: Choose and analyze a network from any organization/Assignment proposed for this course in CO1-CO4 Problem Solving: Choose and appropriate devices and implement various				

network concepts. Programming: Simulation of any network using NS2.
Text Book(s): 1. 1. Behrouz A. Forouzan, “Data Communications and Networking 5E”, 5 th Edition, Tata McGraw-Hill, 2017. 2. Andrew S Tanenbaum, Nick Feamster & David J Wetherall, “Computer Networks” Sixth Edition, Pearson Publication, 2022
Reference(s): 1.References 1. “Computer Networking: A Top-Down Approach”, Eighth Edition, James F. Kurose, Keith W. Ross, Pearson publication, 2021. 2. William Stallings, Data and Computer Communication, 8th Edition, Pearson Education, 2007. 3. Larry L. Peterson and Bruce S. Davie: Computer Networks – A Systems Approach, 4th Edition, Elsevier, 2007. E- Resources: 1. https://archive.nptel.ac.in/courses/106/105/106105183/ 2. http://www.nptelvideos.com/course.php?id=393 3. https://www.youtube.com/watch?v=3DZLltfbqtQ 4. https://www.youtube.com/watch?v=_fldQ4yfsfM 5. https://www.digimat.in/keyword/106.html 6. https://puniversity.informaticsglobal.com/login

Course Code:	Course Title: Data Communications and	L- T-P- C	0	0	2	1
--------------	---------------------------------------	-----------	---	---	---	---

CSE2252	Computer Networks Lab					
	Type of Course: LAB					
Version No.	1.0					
Course Pre-requisites	ECE2022					
Anti-requisites	NIL					
Course Description	<p>This lab-based course provides hands-on experience in the principles and practices of data communications and computer networking. It is designed to complement theoretical concepts covered in the associated lecture course. Through a series of structured experiments and practical exercises, students will gain proficiency in configuring, analyzing, and troubleshooting computer networks.</p> <p>Key topics include network topology design, IP addressing and subnetting, Ethernet and LAN technologies, routing and switching, TCP/IP protocol suite, and basic network security measures. Students will work with industry-standard tools and equipment, including routers, switches, protocol analyzers, and network simulation software such as Cisco Packet Tracer or Wireshark.</p>					
Course Objective	<p>The objective of this lab course is to provide students with practical, hands-on experience in the configuration, operation, and troubleshooting of data communication systems and computer networks. Through guided experiments and real-world scenarios, students will reinforce theoretical knowledge, develop essential technical skills, and gain a deeper understanding of networking concepts, protocols, and devices used in modern communication systems.</p>					
Course Outcomes	<p>On successful completion of the course, the students shall be able to:</p> <p>Design and configure basic network topologies using routers, switches, and end devices to meet specified requirements.</p> <p>Analyze and troubleshoot network connectivity and performance issues using tools such as Wireshark and network simulators.</p> <p>Demonstrate understanding of key networking protocols (e.g., TCP/IP, ARP, ICMP, DHCP) through practical implementation and observation.</p> <p>Apply IP addressing and subnetting techniques to efficiently allocate and manage</p>					

	network resources in various networking scenarios.			
Course Content:				
Module 1,2,3,4	Physical Layer, Network Layer, Transport Layer	Lab Assignment	Problem Solving	24 Sessions
<p>List of Laboratory Tasks:</p> <p>Lab sheet -1, M-1, 3 [2 Hours]</p> <p>Experiment No 1:</p> <p>Level 1: Study of basic network commands and network configuration commands.</p> <p>Lab sheet -2, M-1[2 Hours]</p> <p>Experiment No 1:</p> <p>Level 1: Identify and explore Network devices, models and cables. Introduction to Cisco packet tracer.</p> <p>Experiment No. 2:</p> <p>Level 2 – Create various network topologies using a cisco packet tracer.</p> <p>Lab sheet -3, M-2,3 [2 Hours]</p> <p>Experiment No. 1:</p> <p>Level 2 - Basic Configuration of switch/router using Cisco packet tracer.</p> <p>Experiment No. 2:</p> <p>Level 2 -Configure the privilege level password and user authentication in the switch/router.</p>				

Lab sheet – 4, M-3 [2 Hours]

Experiment No. 1:

Level 2 - Configure the DHCP server and wireless router and check the connectivity

Lab sheet – 5, M-3 [2 Hours]

Experiment No. 1:

Level 2 - Configure the static routing in the Cisco packet tracer.

Experiment No. 2:

Level 2 - Configure the dynamic routing protocol in the Cisco packet tracer.

Lab sheet – 6, M-4 [2 Hours]

Experiment No. 1: Configuration of DNS Server with Recursive & Integrative approach in Cisco packet tracer.

Lab sheet – 7, M-4 [2 Hours]

Experiment No. 1:

Configure the telnet protocol in the router using the Cisco packet tracer.

Lab sheet – 8, M-4[2 Hours]

Experiment No. 1:

Level1- Introduction to NS2 and basic TCL program.

Lab sheet – 9, M-4 [2 Hours]

Experiment No. 1:

Level 1: Simulate three node Point to point network using UDP in NS2.

Experiment No. 2:

Simulate transmission of Ping message using NS2.

Lab sheet – 10, M-4[2 Hours]

Experiment No. 1:

<p>Simulate Ethernet LAN using N-node in NS2.</p> <p>Experiment No. 2:</p> <p>Simulate Ethernet LAN using N-node using multiple traffic in NS2</p> <p>Lab sheet –11, M-3,4 [2 Hours]</p> <p>Experiment No. 1:</p> <p>Level 1- Introduction to Wire Shark.</p> <p>Experiment No. 2:</p> <p>Level 2- Demonstration of packet analysis using wire shark.</p> <p>Lab sheet –12, M-1,2,3 [2 Hours]</p> <p>Experiment No. 1:</p> <p>Level 2- Demonstration of switch and router configuration using real devices</p>
<p>Targeted Application & Tools that can be used: Cisco Packet Tracer, Wireshark, and NS2.</p> <p>Case Study/Assignment: Choose and analyze a network from any organization/Assignment proposed for this course in CO1-CO4</p> <p>Problem Solving: Choose and appropriate devices and implement various network concepts.</p> <p>Programming: Simulation of any network using NS2.</p>
<p>Text Book(s):</p> <p>1. 1. Behrouz A. Forouzan, “Data Communications and Networking 5E”, 5 th Edition, Tata McGraw-Hill, 2017.</p> <p>2. Andrew S Tanenbaum, Nick Feamster & David J Wetherall, “Computer Networks” Sixth Edition, Pearson Publication, 2022</p>
<p>Reference(s):</p> <p>1.References</p>

1. “Computer Networking: A Top-Down Approach”, Eighth Edition, James F. Kurose, Keith W. Ross, Pearson publication, 2021.
2. William Stallings, Data and Computer Communication, 8th Edition, Pearson Education, 2007.
3. Larry L. Peterson and Bruce S. Davie: Computer Networks – A Systems Approach, 4th Edition, Elsevier, 2007.

E- Resources:

1. <https://archive.nptel.ac.in/courses/106/105/106105183/>
2. <http://www.nptelvideos.com/course.php?id=393>
3. <https://www.youtube.com/watch?v=3DZLLtfbqtQ>
4. https://www.youtube.com/watch?v=_fldQ4yfsfM
5. <https://www.digimat.in/keyword/106.html>
6. <https://puniversity.informaticsglobal.com/login>

Course Code: CSE2253	Course Title: Data Structures Type of Course: Theory	L-T- P- C	3	0	0	3
Version No.	1.0					
Course Pre-requisites	NIL					
Anti-requisites	NIL					
Course Description	This course introduces the fundamental concepts of data structures and to emphasize the importance of choosing an appropriate data structure and technique for program development. This course has theory and lab component which emphasizes on understanding the implementation and applications of data					

	structures using Java programming language. With a good knowledge in the fundamental concepts of data structures and practical experience in implementing them, the student can be an effective designer, developer for new software applications.			
Course Objective	The objective of the course is SKILL DEVELOPMENT of student by using EXPERIENTIAL LEARNING techniques			
Course Out Comes	<p>On successful completion of the course the students shall be able to:</p> <p>CO1: Describe the concept of basic data structure, stacks, queues, and arrays and their operations. [Understand]</p> <p>CO2: Utilize linked lists for real-time scenarios. [Apply]</p> <p>CO3: Apply an appropriate non-linear data structure for a given scenario. [Apply]</p> <p>CO4: Demonstrate different searching and sorting techniques. [Apply]</p>			
Course Content:				
Module 1	Introduction to Data Structure and Linear Data Structure - Stacks and Queues	Assignment	Program activity	9 Hours
<p>Introduction - Introduction to Data Structures, Types and concept of Arrays.</p> <p>Stack - Concepts and representation, Stack operations, stack implementation using array and Applications of Stack.</p> <p>Queues - Representation of queue, Queue Operations, Queue implementation using array, Types of Queue and Applications of Queue.</p>				
Module 2	Linear Data Structure- Linked List	Assignment	Program activity	12 Hours
Topics: Linked List - Singly Linked List, Operation on linear list using singly linked storage structures, Circular List, Applications of Linked list.				

Recursion - Recursive Definition and Processes.				
Module 3	Non-linear Data Structures - Trees	Assignment	Program activity	12 Hours
Topics: Trees - Introduction to Trees, Binary tree: Terminology and Properties, Use of Doubly Linked List, Binary tree traversals: Pre-Order traversal, In-Order traversal, Post - Order traversal, Binary Search Tree, AVL Trees - Red Black Tree, Expression Tree , Heaps.				
Module 4	Non-linear Data Structures - Graphs and Hashing	Assignment	Program activity	6 Hours
Topics: Graphs: Basic Concept of Graph Theory and its Properties, Representation of Graphs . ADT, Elementary graph operations, Minimum Cost spanning trees, Shortest path and Transitive closure. Hashing: Introduction, Static Hashing, Dynamic Hashing				
Module 5	Searching & Sorting	Assignment	Program activity	6 Hours
Topic: Sorting & Searching - Sequential and Binary Search, Sorting - Selection and Insertion sort, Quick sort, Merge Sort, Bubble sort.				
Targeted Application & Tools that can be used				
Use of PowerPoint software for lecture slides and use of Modern IDE like VS Code and Eclipse for lab programs to execute.				
Project work/Assignment:				
Assignment: Students should complete the lab programs by end of each practical session and module				

wise assignments before the deadline.
<p>Text Book</p> <p>T1 Ellis Horowitz and Sartaj Sahni, Fundamentals of Data Structures in C, 2nd Edition, Universities Press, reprint 2018.</p> <p>T2 Seymour Lipschutz, Data Structures Schaum's Outlines, Revised 1st Ed, McGraw Hill, 2014.</p>
<p>References</p> <p>R1 Data structures and program design in C by Robert Kruse, Tondo C L, Bruce Leung, Pearson education publishers, 2017.</p> <p>R2 Programming and Data Structure by Jackulin C Salini et al., Ane books publishers, 2019.</p> <p>Web resources:</p> <p>For theory: https://onlinecourses.nptel.ac.in/noc20_cs85/preview</p> <p>https://puniversity.informaticsglobal.com/login</p>
<p>Topics relevant to development of “Skill Development”:</p> <p>Linked list and stacks</p> <p>Topics relevant to development of “Environment and sustainability: Queues</p>

Course Code:	Course Title: Data Structures Lab	L-T- P- C	0	0	2	1
CSE2254	Type of Course:Lab					
Version No.	1.0					

Course Pre-requisites	-
Anti-requisites	NIL
Course Description	This course introduces the fundamental concepts of data structures and to emphasize the importance of choosing an appropriate data structure and technique for program development. This course has theory and lab component which emphasizes on understanding the implementation and applications of data structures using Java programming language. With a good knowledge in the fundamental concepts of data structures and practical experience in implementing them, the student can be an effective designer, developer for new software applications.
Course Objective	The objective of the course is SKILL DEVELOPMENT of student by using EXPERIENTIAL LEARNING techniques
Course Out Comes	On successful completion of the course the students shall be able to: CO1: Describe the concept of basic data structure, stacks, queues, and arrays and their operations. [Understand] CO2: Utilize linked lists for real-time scenarios. [Apply] CO3: Apply an appropriate non-linear data structure for a given scenario. [Apply] CO4: Demonstrate different searching and sorting techniques. [Apply]
List of Laboratory Tasks: Lab sheet -1 Level 1: Prompt the user, read input and print messages. Programs using class, methods and objects Level 2: Programming Exercises on fundamental Data structure - Arrays based on Scenario. Lab sheet -2 Level 1: Programming Exercises on Stack and its operations Level 2: Programming Exercises on Stack and its operations with condition Lab sheet -3 Level 1: Programming on Stack application infix to postfix Conversion	

Level 2: -

Lab sheet -4

Level 1: Programming on Stack application – Evaluation of postfix

Lab sheet -5

Level 1: Programming Exercises on Queues and its operations with conditions

Level 2: -

Lab sheet -6

Level 1: Programming Exercises on Linked list and its operations.

Level 2: Programming Exercises on Linked list and its operations with various positions

Lab sheet -7

Level 1: Programming Exercises on Circular Linked list and its operations.

Level 2: Programming Exercises on Circular Linked list and its operations with various positions

Lab sheet -8

Level 1: Programming Exercises on factorial of a number

Level 2: Programming the tower of Hanoi using recursion

Lab sheet -9

Level 1: -

Level 2: Programming the tower of Hanoi using recursion

Lab sheet -10

Level 1: Programming Exercise on Doubly linked list and its operations

Level 2: -

Lab sheet -11

Level 1: Program to Construct Binary Search Tree and Graph

Level 2: Program to traverse the Binary Search Tree in three ways(in-order, pre-order and post-order) and implement BFS and DFS

<p>Lab sheet -12</p> <p>Level 1: Program to Implement the Linear Search & Binary Search</p> <p>Level 2: Program to Estimate the Time complexity of Linear Search</p> <p>Lab sheet -13</p> <p>Level 1: Program to Implement and Estimate the Time complexity of Selection Sort</p> <p>Level 2: Program to Implement and Estimate the Time complexity of Insertion Sort</p> <p>Lab sheet -14 (Beyond syllabus activity)</p> <p>Level 1: Program to Construct AVL Tree</p> <p>Level 2:</p> <p>Lab sheet -15 (Beyond syllabus activity)</p> <p>Level 1: Program to Construct RED BLACK Tree</p>
<p>Targeted Application & Tools that can be used</p> <p>Use of PowerPoint software for lecture slides and use of Modern IDE like VS Code and Eclipse for lab programs to execute.</p>
<p>Project work/Assignment:</p>
<p>Assignment: Students should complete the lab programs by end of each practical session and module wise assignments before the deadline.</p>
<p>Text Book</p> <p>T1 Ellis Horowitz and Sartaj Sahni, Fundamentals of Data Structures in C, 2nd Edition, Universities Press, reprint 2018.</p> <p>T2 Seymour Lipschutz, Data Structures Schaum's Outlines, Revised 1st Ed, McGraw Hill, 2014.</p>
<p>References</p> <p>R1 Data structures and program design in C by Robert Kruse, Tondo C L, Bruce Leung, Pearson education publishers, 2017.</p>

<p>R2 Programming and Data Structure by Jackulin C Salini et al., Ane books publishers, 2019.</p> <p>Web resources:</p> <p>For theory: https://onlinecourses.nptel.ac.in/noc20_cs85/preview</p> <p>https://puniversity.informaticsglobal.com/login</p>
<p>Topics relevant to development of “Skill Development”:</p> <p>Linked list and stacks</p> <p>Topics relevant to development of “Environment and sustainability: Queues</p>

Course Code: CSE2255	Course Title: Object Oriented Programming Using Java Type of Course: Theory	L-T- P- C	3	0	0	3
Version No.	2.0					
Course Pre-requisites	CSE1502					
Anti-requisites	Nil					
Course Description	This course introduces the core concepts of object-oriented programming. This course has theory and lab component which emphasizes on understanding the implementation and application of object-oriented programming paradigm. It helps the student to build real time secure applications by applying these concepts and also for effective problem solving. The students interpret and understand the need for object oriented programming to build applications.					
Course Objective	The objective of the course is to familiarize the learners with the concepts of Problem-Solving using JAVA and attain SKILL DEVELOPMENT through EXPERIENTIAL LEARNING techniques					

Course Out Comes	<p>On successful completion of the course the students shall be able to:</p> <p>CO1: Describe the basic programming concepts. [Understand]</p> <p>CO2: Apply the concept of classes, objects and methods to solve problems. [Application]</p> <p>CO3: Apply the concept of arrays and strings. [Appy]</p> <p>CO4: Implement inheritance and polymorphism building secure applications. [Apply]</p> <p>CO5: Apply the concepts of interface and error handling mechanism. [Apply]</p>			
Course Content:				
Module 1	Basic Concepts of Programming and Java	Assignment	Problem Solving	9 Sessions
Topics: Introduction to Principles of Programming: Process of Problem Solving, Java program structure, Download Eclipse IDE to run Java programs, Sample program, Data types, Identifiers, Variables, Constants in java, Operators, Assignments and Expression, Basic Input/ Output functions, Control Statements: Branching and Looping.				
Module 2	Classes, objects, methods and Constructors	Assignment	Problem Solving	10 Sessions
<p>Topics: Classes, Objects and Methods: Introduction to object Oriented Principles, defining a class, adding data members and methods to the class, access specifiers, instantiating objects, reference variable, accessing class members and methods.</p> <p>Static Polymorphism: Method overloading, constructors, constructor overloading, this keyword, static keyword, Nested classes, Accessing members in nested classes.</p>				
Module 3	Arrays, String and String buffer	Assignment	Problem Solving	8 Sessions
Topics: Arrays: Defining an Array, Initializing & Accessing Array, Multi –Dimensional Array, Array of objects. String: Creation & Operation. String builder class, methods in String Buffer.				
Module 4	Inheritance and Polymorphism	Assignment	Problem Solving	10 Sessions
Topics: Inheritance: Defining a subclass, Types of Inheritance, super keyword. Dynamic Polymorphism: Method overriding. Final keyword: with data members, with member functions and with class. Abstract keyword: with data members, with member functions and with class, Exception handling.				

Module 5	Input & Output Operation in Java	Assignment	Problem Solving	8 Sessions
Input/output Operation in Java(java.io Package), Streams and the new I/O Capabilities, Understanding Streams, working with File Object, File I/O Basics, Reading and Writing to Files, Buffer and Buffer Management, Read/Write Operations with File Channel, Serializing Objects, Observer and Observable Interfaces.				
Text Book				
T1 Herbert Schildt, “The Complete Reference Java 2”, Tata McGraw Hill Education, 11th Edition,2019.				
References				
R1. Cay S Horstmann and Cary Gornell, “CORE JAVA volume I-Fundamentals”, Tenth Edition, Pearson 2015.				
R2: James W. Cooper, “Java TM Design Patterns – A Tutorial”, Addison-Wesley Publishers.4th Edition, 2000.				
R3. E. Balagurusamy, “Programming with Java”, Tata McGraw Hill Education, 6th Edition, 2019.				
E book link R1: http://rmi.yaht.net/bookz/core.java/9780134177373-Vol-1.pdf				
E book link R2: Java(tm) Design Patterns: A Tutorial([PDF] [7qmsenjl97t0] (vdoc.pub)				
Web resources				
https://youtube.com/playlist?list=PLu0W_9lI9agS67Uits0UnJyrYiXhDS6q				
https://puniversity.informaticsglobal.com:2229/login.aspx				
Topics relevant to development of “Skill Development”:				
Static Polymorphism				
Method overloading, constructors				
constructor overloading				
this keyword				

static keyword and Inner classes

Inheritance and Polymorphism.

for Skill Development through Experiential Learning techniques. This is attained through assessment component mentioned in course handout.

Course Code: CSE2256	Course Title: Object Oriented Programming Using Java Lab Type of Course: Lab	L-T- P- C	0	0	2	1
Version No.	2.0					
Course Pre-requisites	CSE1500					
Anti-requisites	Nil					
Course Description	This course introduces the core concepts of object-oriented programming. This course has theory and lab component which emphasizes on understanding the implementation and application of object-oriented programming paradigm. It helps the student to build real time secure applications by applying these concepts and also for effective problem solving. The students interpret and understand the need for object oriented programming to build applications.					
Course Objective	The objective of the course is to familiarize the learners with the concepts of Problem-Solving using JAVA and attain SKILL DEVELOPMENT through EXPERIENTIAL LEARNING techniques					
Course Out Comes	On successful completion of the course the students shall be able to: CO1: Demonstrate basic programming concepts. [Apply] CO2: Apply the concept of classes, objects and methods to solve problems. [Application] CO3: Apply the concept of arrays and strings. [Appy] CO4: Implement inheritance and polymorphism building secure applications. [Apply] CO5: Apply the concepts of interface and error handling mechanism. [Apply]					
Experiments:						

P1: Programming Exercises on Basic Concepts.

LEVEL 1: Discuss about datatypes and variables.

LEVEL 2: Demonstrate a simple java program

P2: Programming Exercises on Basic Concepts.

LEVEL 1: Discuss about datatypes and variables.

LEVEL 2: Demonstrate a simple java program

P3: Programming Exercises on operators, expressions based on a given scenario.

LEVEL 1: Explain operators, expressions.

LEVEL 2: Demonstrate operators

P4: Programming Exercises Command Line Arguments based on a given scenario.

LEVEL 1: Explain command line arguments

LEVEL 2: Demonstrate command line arguments

P5: Programming Exercises on basic Input/ Output functions and Control Statements: Branching

LEVEL 1: Explain Input/ Output functions

LEVEL 2: Demonstrate Control Statements: Branching

P6: Programming Exercises on Control Statements: Looping

LEVEL 1: Explain various loops.

LEVEL 2: Demonstrate Control Statements: Looping

P7: Programming Exercises on Creating Objects, classes on a given scenario.

LEVEL 1: Illustrate class, object and methods.

LEVEL 2: Execute java program using class and objects

P8: Programming Exercises on Adding methods and Constructors to the class based on a given scenario.

LEVEL 1: Illustrate methods and constructors

LEVEL 2: Execute java program using methods and constructors

P9: Programming Exercises on methods based on a given scenario.

LEVEL 1: Illustrate method overloading

LEVEL 2: Apply method overloading for the given scenario.

P10: Programming Exercises on methods based on a given scenario.

LEVEL 1: Illustrate constructors overloading

LEVEL 2: Apply constructor overloading for the given scenario

P11: Programming Exercises on methods for static members based on a given scenario.

LEVEL 1: Benefits of usage static members

LEVEL 2: Usage of Static Members for the given scenario

P12: Programming Exercises on static methods based on a given scenario.

LEVEL 1: Benefits of usage static methods

LEVEL 2: Usage of Static Methods for the given scenario.

P13: Programming Exercises on nested Classes based on a given scenario.

LEVEL 1: Benefits of usage nested classes

LEVEL 2: Apply the concept of usage of nested classes for the given scenario

P14: Programming Exercises on Arrays and its built-in functions based on a given scenario.

LEVEL 1: Illustrate one dimensional arrays and its functions.

LEVEL 2: Demonstrate programs with single-dimensional arrays and operations.

P15: Programming Exercises on Arrays and its built-in functions based on a given scenario.

LEVEL 1: Illustrate multi dimensional arrays and its functions.

LEVEL 2: Demonstrate programs with multi-dimensional arrays and operations.

P16: Programming Exercises on String Class and its built-in functions based on a given scenario.

LEVEL 1: Explain about String class and String methods.

LEVEL 2: Execute simple java applications for String and StringBuffer operations

P17: Programming Exercises on String Buffer Class and its built-in functions based on a given scenario.

LEVEL 1: Explain about StringBuffer class and String methods.

LEVEL 2: Execute simple java applications for String and StringBuffer operations

P18: Programming Exercises on String Builders and its built-in functions based on a given scenario.

LEVEL 1: Explain about String Builders.

LEVEL 2: Execute java applications for String Builders

P19: Programming Exercises on single, multi level Inheritance and super keyword based on given scenario.

LEVEL 1: Explain single and multi level inheritance.

LEVEL 2: Demonstrate simple applications for the different types of inheritance

P20: Programming Exercises hierarchical Inheritance and super keyword based on given scenario.

LEVEL 1: Explain hierarchical inheritance.

LEVEL 2: Demonstrate simple applications for hierarchical inheritance

P21: Programming Exercises on Overriding.

LEVEL 1: Differentiate method overloading and method overriding.

LEVEL 2: Demonstrate simple program with dynamic method dispatch.

P22: Programming Exercises on Final based on given scenario.

LEVEL 1: Implement programs using concept of final.

LEVEL 2: Use final keyword for the given problem

P23: Programming Exercises on Abstract keyword based on given scenario.

LEVEL 1: Implement programs using concept of Abstract.

LEVEL 2: Use abstract keyword for the given problem

P24: Programming Exercises on Interface based on a given scenario.

LEVEL 1: Differentiate abstract class about interface

LEVEL 2: Implement interfaces in the given problem

P25: Programming Exercises on Exception Handling based on a given scenario.

LEVEL 1: Explain exception handling

<p>LEVEL 2: Solve the given problem using exception handling mechanism.</p> <p>P26: Programming Exercises on Character Stream Classes based on a given scenario.</p> <p>LEVEL 1: Explain Character Stream Classes</p> <p>LEVEL 2: Solve the given problem using Character Stream Class.</p> <p>P27: Programming Exercises on Read/Write Operations with File Channel based on a given scenario.</p> <p>LEVEL 1: Explain Read/Write Operations with File Channel</p> <p>LEVEL 2: Solve the given problem using Read/Write Operations with File Channel.</p> <p>P28: Programming Exercises on Read/Write Operations with File Channel based on a given scenario.</p> <p>LEVEL 1: Explain Read/Write Operations with File Channel</p> <p>LEVEL 2: Solve the given problem using Read/Write Operations with File Channel.</p> <p>P29: Programming Exercises on Read/Write Operations with File Channel based on a given scenario.</p> <p>LEVEL 1: Explain Read/Write Operations with File Channel</p> <p>LEVEL 2: Solve the given problem using Read/Write Operations with File Channel.</p> <p>P30: Programming Exercises on Read/Write Operations with File Channel based on a given scenario.</p> <p>LEVEL 1: Explain Read/Write Operations with File Channel</p> <p>LEVEL 2: Solve the given problem using Read/Write Operations with File Channel.</p>
Targeted Application & Tools that can be used : JDK /Eclipse IDE/Visual Studio Code / net Beans IDE.
<p>Text Book</p> <p>T1 Herbert Schildt, “The Complete Reference Java 2”, Tata McGraw Hill Education, 11th Edition,2019.</p>
<p>References</p> <p>R1. Cay S Horstmann and Cary Gornell, “CORE JAVA volume I-Fundamentals”, Tenth Edition, Pearson 2015.</p> <p>R2: James W. Cooper, “Java TM Design Patterns – A Tutorial”, Addison-Wesley Publishers.4th Edition, 2000.</p> <p>R3. E. Balagurusamy, “Programming with Java”, Tata McGraw Hill Education, 6th Edition, 2019.</p>

E book link R1: <http://rmi.yaht.net/bookz/core.java/9780134177373-Vol-1.pdf>

E book link R2: Java(tm) Design Patterns: A Tutorial([PDF] [7qmsenjl97t0] (vdoc.pub)

Web resources

https://youtube.com/playlist?list=PLu0W_9lII9agS67Uits0UnJyrYiXhDS6q

<https://puniversity.informaticsglobal.com:2229/login.aspx>

Topics relevant to development of “Skill Development”:

Static Polymorphism

Method overloading, constructors

constructor overloading

this keyword

static keyword and Inner classes

Inheritance and Polymorphism.

for Skill Development through Experiential Learning techniques. This is attained through assessment component mentioned in course handout.

Course Code: CSE2264	Course Title: Essentials of AI Type of Course: Engineering Sciences Core - Theory	L-T-P-C	3	0	0	3
Version No.	1.0					
Course Pre-requisites	CSE1500					
Anti-requisites	NIL					
Course Description	<p>This course introduces the student to the basics of artificial intelligence. In this course, the student first learns the various search methods for problem-solving, followed by knowledge-based logic representations. After that, the student will learn about uncertainty in AI, as well as approaches to solve such challenges such as Naïve Bayes Classifier and Hidden Markov Models.</p> <p>Topics: Uninformed search, Heuristic search, Local search, Adversarial search, Constraint satisfaction, logic, First Order Resolution, Probability, Naïve Bayes Classifier, and Hidden Markov Model (HMM).</p>					
Course Objectives	The objective of the course is EMPLOYBILITY of student by using EXPERIENTIAL LEARNING techniques.					
Course Out Comes	<p>On successful completion of this course the students shall be able to:</p> <p>Explain different methods of searching, proving, and analysis in AI [Understand]</p> <p>Implement various graphical and adversarial search algorithms. [Apply]</p> <p>Prove, by resolution, different situations using First Order Logic [Apply]</p> <p>Solve sequence labeling problems using HMM [Apply]</p>					
Course Content:						
Module 1	Search Methods for Problem-Solving	Problem-Solving Tests	NPTEL Assignments		No. of Sessions: 13	

Introduction – State Space Search; General Formulation of Search Problems; Data Structures used in Searching. Uninformed Search Algorithms – Breadth First Search, Depth First Search, Uniform Cost Search, Generalized Uniform Cost Search (a.k.a Dijkstra’s Single-Source Shortest Path), Iterative Deepening Depth-First Search, Time and Space Complexity Analysis of Uninformed Search Algorithms. Heuristic Search Algorithms – Heuristics and Admissibility, Greedy Best-First Search, A* Search and weighted A* Search.				
Module 2	Advanced Search Methods	Problem-Solving Tests	NPTEL Assignments	No. of Sessions: 12
Local Search – Local Search, Hill Climbing, Genetic Algorithms, Gradient Descent. Adversarial Search – Minimax Search, Alpha-Beta Pruning, Ideal Ordering. Constraint Satisfaction – Constraint Satisfaction Problems Definitions and Examples – Map Colouring, N Queens, Cryptarithmic, Generalized CSP; Back-tracking Heuristics; Arc Consistency and Path Consistency				
Module 3	Knowledge-Based Logic Representation	Automated Theorem Proving using FOL Resolution	NPTEL Assignments	No. of Sessions: 10
Propositional Logic – Syntax and Semantics of Propositional Logic. Logical connectives. Inference Rules. Conjunctive and Disjunctive Normal Forms. First Order Logic – Syntax and Semantics of Propositional Logic. Logical connectives. Inference Rules. Conjunctive and Disjunctive Normal Forms. Resolution – Resolution Principle. Propositional and First Order Resolution. Applications for solving story problems using Resolution				
Module 4	Uncertainty in AI	Representing problems as HMM	NPTEL Assignments	No. of Sessions: 06
Probability – Probability Definitions. Conditional Probability. Bayes Theorem. Naïve Bayes Classifier. Using Naïve Bayes Classifier for Supervised Learning. Hidden Markov Models – Definition of HMM. Sequence Labeling and Markov Assumption. Sub-Problems in HMM and their solutions – Forward Probability and Viterbi Algorithm. Applications of Sequence Labeling in Natural Language Processing (Eg. Part-of-Speech Tagging). Introduction to Deep Learning – Artificial Neurons, Activation Functions, Multilayer Perceptron.				
Targeted Application & Tools that can be used: Implementation of a shortest-path finder using different search algorithms. Implementation of a sequence labeler using Viterbi Algorithm.				
Project work/Assignment: Mention the Type of Project /Assignment proposed for this course				

Group project on one of the topics mentioned above (Eg. Adversarial search).						
Textbook(s): Stuart Russel and Peter Norvig. Artificial Intelligence: A Modern Approach. 4th Edition. Pearson Education. 2022. Lavika Goel. Artificial Intelligence: Concepts and Applications. 1st Edition. Wiley. 2021. Elaine Rich, Kevin Knight and Shivashankar B Nair. Artificial Intelligence. 4th Edition. MedTech Science Press. 2024.						
References: Deepak Khemani. A First Course in Artificial Intelligence. 1st Edition. 6th Reprint, 2018. Munesh Chandra Trivedi. A Classical Approach to Artificial Intelligence. 2nd Edition. Khanna Publishers. 2018. George Luger. Artificial Intelligence: Structures and Strategies for Complex Problem Solving. 6th Edition. Pearson Education. 2021. Weblinks NPTEL Courses: Mausam (IIT Delhi), “An Introduction to Artificial Intelligence” Link: https://nptel.ac.in/courses/106102220 . Shyamanta M. Hazarika (IIT Guwahati), “Fundamentals of Artificial Intelligence”. Link: https://nptel.ac.in/courses/112103280 . Useful for the full course. Deepak Khemani (IIT Madras), “Artificial Intelligence: Search Methods for Problem-Solving”. Link: https://nptel.ac.in/courses/106106226 . Useful for Module 1 and 2 Deepak Khemani (IIT Madras), “Artificial Intelligence: Knowledge Representation and Reasoning”. Link: https://nptel.ac.in/courses/106106140 . Useful for Module 3. Deepak Khemani (IIT Madras), “AI: Constraint Satisfaction”. Link: https://nptel.ac.in/courses/106106158 . Useful for Module 2.						

Course Code: CSE2265	Course Title: Essentials of AI Lab Type of Course:	L-T-P-C	0	0	2	1
-------------------------	---	---------	---	---	---	---

	Engineering Sciences Core - Lab					
Version No.	1.0					
Course Pre-requisites	CSE1500					
Anti-requisites	NIL					
Course Description	<p>This course introduces the student to the basics of artificial intelligence. In this course, the student first learns the various search methods for problem-solving, followed by knowledge-based logic representations. After that, the student will learn about uncertainty in AI, as well as approaches to solve such challenges such as Naïve Bayes Classifier and Hidden Markov Models.</p> <p>Topics: Uninformed search, Heuristic search, Local search, Adversarial search, Constraint satisfaction, logic, First Order Resolution, Probability, Naïve Bayes Classifier, and Hidden Markov Model (HMM).</p>					
Course Objectives	The objective of the course is EMPLOYBILITY of student by using EXPERIENTIAL LEARNING techniques.					
Course Out Comes	<p>On successful completion of this course the students shall be able to:</p> <p>Explain different methods of searching, proving, and analysis in AI [Understand]</p> <p>Implement various graphical and adversarial search algorithms. [Apply]</p> <p>Prove, by resolution, different situations using First Order Logic [Apply]</p> <p>Solve sequence labeling problems using HMM [Apply]</p>					
Course Content:		No. of Sessions: 30 (60 hours)				
<p>NOTE: Each experiment will be run across TWO lab sessions. In the first lab session, the students will have to do a preliminary experiment (Eg. Implement an uninformed search algorithm like BFS). In the second lab session, they will have to test their solution using a given input which is read from a file.</p> <p>Experiment No. 1: File Handling</p> <p>Level 1: Read text files using Python</p> <p>Level 2: Parse text files using Python</p>						

Experiment No. 2: Implementation of Graph Representations

Level 1: Implement graph representations by taking input from the console

Level 2: Implement graph representations by taking input from files.

Experiment No. 3 & 4: Implementation of Uninformed Search Algorithms

Level 1: Implement uninformed search algorithms – BFS and DFS – on unweighted graphs.

Level 2: Implement uninformed search algorithms – Uniform Cost Search and Dijkstra's SSSP – on weighted graphs

Experiment No. 5: Implementation of Heuristic Search Algorithms

Level 1: Calculate the upper-bounds of admissible heuristics using Dijkstra's SSSP.

Level 2: Implement Greedy Best-First Search and A* Search Algorithms.

Experiment No. 6 & 7: Implementation of Adversarial Search

Level 1: Implement a Game Tree

Level 2: Perform Alpha-Beta Pruning and Ideal Ordering

Experiment No. 8 & 9: Implementation of a CSP Solver

Level 1: Implement a CSP solver to solve a cryptarithmic problem

Level 2: Implement a CSP solver for map colouring

Experiment No. 10: Using Python Packages for CSP

Level 1: Implement a CSP solver for Sudoku

Level 2: Implement a CSP solver for Addoku

Experiment No. 11: Implement a Family Tree Parser

Level 1: Perform logic programming using logpy.

<p>Level 2: Implement a family tree parser</p> <p>Experiment No. 12 & 13: Implement a Decision Maker</p> <p>Level 1: Implement a Minesweeper solver</p> <p>Level 2: Implement a Battleship solver</p> <p>Experiment No. 14 & 15: Hidden Markov Model</p> <p>Level 1: Implement a generic HMM</p> <p>Level 2: Build a PoS Tagger using a HMM with the Brown Corpus and the Universal Dependencies Tagset.</p>
<p>Targeted Application & Tools that can be used:</p> <p>Google Colab</p> <p>Python IDEs like PyCharm</p>
<p>Project work/Assignment: Mention the Type of Project /Assignment proposed for this course</p> <p>The course is a lab-based course with all the assessments centrally evaluated. Every experiment consists of two sessions. The first session involves exploring a solution to the problem. The second session involves solving a particular problem.</p>
<p>Textbook(s):</p> <p>Stuart Russel and Peter Norvig. Artificial Intelligence: A Modern Approach. 4th Edition. Pearson Education. 2022.</p> <p>Prateek Joshi and Alberto Artasanchez. Artificial Intelligence with Python. 2nd Edition. Packt. 2020.</p>
<p>References:</p> <p>Deepak Khemani. A First Course in Artificial Intelligence. 1st Edition. 6th Reprint, 2018.</p> <p>Munesh Chandra Trivedi. A Classical Approach to Artificial Intelligence. 2nd Edition. Khanna Publishers. 2018.</p>

Course Code: CSE2257	Course Title: Computer Organization and Architecture	L-T- P- C	3-0-0-3
-------------------------	--	-----------	---------

Version No.	2.0			
Course Pre-requisites	ECE2022			
Anti-requisites	NIL			
Course Description	This course introduces the core principles of computer architecture and organization from basic to intermediate level. This theory based course emphasizes on understanding the interaction between computer hardware and software. It equips the students with the intuition behind assembly-level instruction set architectures. It helps the students to interpret the operational concepts of computer technology as well as performance enhancement.			
Course Objective	The objective of the course is to familiarize the learners with the concepts of Computer Organization and Architecture and attain Skill Development through Participative Learning techniques.			
Course Outcomes	<p>On successful completion of the course the students shall be able to:</p> <p>1] Describe the basic components of a computer, their interconnections, and instruction set architecture [Comprehension]</p> <p>2] Apply appropriate techniques to carry out selected arithmetic operations</p> <p>3] Explain the organization of memory and processor sub-system</p>			
Course Content:				
Module 1	Basic Structure of computers	Assignment	Data Analysis task	12 Classes
<p>Topics:</p> <p>Computer Types, Functional Units, Basic Operational concepts, Bus Structures, Computer systems RISC & CISC, Performance – Processor Clock, Basic Performance Equation, Clock Rate, Performance Measurement. Arithmetic Operations on Signed numbers. Instructions and Instruction Sequencing, Instruction formats, Memory Instructions.</p>				
Module 2	Instruction Set Architecture and Memory Unit	Assignment	Analysis, Data Collection	12 Classes

<p>Topics:</p> <p>Instruction Set Architecture: Addressing Modes, Stacks and Subroutines.</p> <p>Memory System: Memory Location and Addresses, Memory Operations, Semiconductor RAM Memories, Internal Organization of Memory chips, Cache memory mapping Techniques.</p>				
Module 3	Arithmetic and Input/output Design	Case Study	Data analysis task	10 Classes
<p>Topics:</p> <p>Arithmetic: Carry lookahead Adder, Signed-Operand Multiplication, Integer Division, and Floating point operations.</p> <p>Input/output Design: Accessing I/O Devices, I/O communication, Interrupt Hardware, Direct Memory Access, Buses, Interface Circuits</p>				
Module 4	BPU and Pipelining	Assignment	Analysis, Data Collection	11 Classes
<p>Topics:</p> <p>Basic Processing Unit: Fundamental Concepts, Single Bus organization, Control sequence, Execution of a Complete Instruction, Multiple Bus Organization.</p> <p>Pipelining: Parallel Processing, Pipelining, Arithmetic Pipeline, Instruction Pipeline, Hazards.</p>				
<p>Targeted Application & Tools that can be used:</p> <p>Targeted employment sector is processor manufacturing and memory chip fabrication vendors like Intel, AMD, Motorola, NVidia, Samsung, Micron Technology, western Digital etc. Targeted job profiles include Memory circuit design and verification engineers, Physical system design engineer, System programmer, Fabrication engineer etc.</p> <p>Tools:</p>				

Virtual Lab, IIT KGP
Tejas – Java Based Architectural Simulator, IIT Delhi
Text Book
Carl Hamacher, Zvonko Vranesic, Safwat Zaky, “Computer Organization”, Fifth Edition, McGraw-Hill Higher Education, 2016 reprint.
References
William Stallings, “Computer Organization & Architecture – Designing for Performance”, 11th Edition, Pearson Education Inc., 2019
David A. Patterson & John L. Hennessy, “Computer Organization and Design MIPS Edition- The Hardware/Software Interface”, 6th Edition, Morgan Kaufmann, Elsevier Publications, November 2020.
Web References:
NPTEL Course on “Computer architecture and organization” IIT Kharagpur By Prof. Indranil Sengupta, Prof. Kamalika Datta. https://nptel.ac.in/courses/106105163
NPTEL Course on “Computer Organization”, IIT Madras By Prof. S. Raman. https://nptel.ac.in/courses/106106092
https://puniversity.informaticsglobal.com:2229/login.aspx
Topics relevant to “SKILL DEVELOPMENT”: Generation of Computers, CISC and RISC processors, Bus Arbitration, Collaboration and Data collection for Term assignments and Case Studies for Skill Development through Participative Learning techniques. This is attained through assessment component mentioned in course handout.

Course Code: APT4002	Course Title: Introduction to Aptitude (Audited)	L- P- C	0	2	0
Version No.	1.0				
Course Pre-requisites	Students should know the basic Mathematics & aptitude along with understanding of English				
Anti-requisites	Nil				
Course Description	The objective of this course is to prepare the trainees to tackle the questions on various topics and various difficulty levels based on Quantitative Ability, and Logical Reasoning asked during the placement drives. There will be sufficient focus on building the fundamentals of all the topics, as well as on solving the higher order thinking questions. The focus of this course is to teach the students to not only get to the correct answers, but to get there faster than ever before, which will improve their employability factor.				
Course Objective	The objective of the course is to familiarize the learners with the concepts of Aptitude and attain Skill Development through Problem Solving techniques.				
Course Outcomes	On successful completion of the course the students shall be able to: CO1] Recall all the basic mathematical concepts they learnt in high school. CO2] Identify the principle concept needed in a question. CO3] Solve the quantitative and logical ability questions with the appropriate concept. CO4] Analyze the data given in complex problems. CO5] Rearrange the information to simplify the question				
Course Content:					
Module 1	Quantitative Ability	Assignment	Bloom's Level : Application		12 Hours
Topics:					

Introduction to Aptitude, working of Tables, Squares, Cubes				
Module 2	Logical Reasoning	Assignment	Bloom's Level : Application	18 Hours
<p>Topics:</p> <p>Linear & Circular Arrangement Puzzle, Coding & Decoding, Blood Relations, Directions, Ordering and Ranking, Clocks and Calendars, Number Series, Wrong number series, Visual Reasoning</p>				
<p>Targeted Application & Tools that can be used:</p> <p>Application area: Placement activities and Competitive examinations. Tools: LMS</p>				
<p>Text Book</p> <p>Quantitative Aptitude by R S Aggarwal</p> <p>Verbal & Non-Verbal Reasoning by R S Aggarwal</p>				
<p>References</p> <p>www.indiabix.com</p> <p>www.youtube.com/c/TheAptitudeGuy/videos</p>				
<p>Topics relevant to Skill development: Quantitative and reasoning aptitude for Skill Development through Problem solving Techniques. This is attained through assessment component mentioned in course handout.</p>				

Course Code: CIV7601	Course Title: Universal Human Values and Ethics Type of Course: MAC course	L-T-P-C	-	-	-	0
Course Pre-requisites	NIL					
Anti-	NIL					

requisites				
Course Description	<p>The purpose of the course is to develop a holistic perspective in students' life. The course adopts a self-reflective methodology of teaching and is designed to equip the students to explore their role in all aspects of living as a part of the society. It presents a universal approach to value education by developing the right understanding of reality through the process of self-exploration.</p> <p>This self-exploration develops more confidence and commitment in students enabling them to critically evaluate their pre-conditioning and present beliefs. As an outcome of the holistic approach, the students will be able to practice the ethical conduct in the social and professional life. The prime focus throughout the course is toward affecting a qualitative transformation in the life of the student rather than just a transfer of information.</p> <p>This course is designed to cater to Human Values and Professional Ethics.</p>			
Course Objective	The objective of the course is 'SKILL DEVELOPMENT' of the student by using 'SELF LEARNING' techniques			
Course Outcomes	<p>On successful completion of this course the students shall be able to:</p> <p>Recognize the importance of Value Education through the process of self-exploration</p> <p>Explain the human being as the co-existence of the self and the body in harmony.</p> <p>Describe the role of foundational values in building harmonious relationships.</p> <p>Summarize the importance of a holistic perspective in developing ethical professional behavior.</p>			
Course Content:				
Module 1	Introduction to Value Education	Online Assessment	MCQ Quiz	5 Sessions
<p>Topics:</p> <p>Right Understanding, Relationship and Physical Facility (Holistic Development and the Role of Education), Understanding Value Education, Self-exploration as the Process for Value Education, Continuous Happiness and Prosperity – the Basic Human Aspirations, Happiness and Prosperity – Current Scenario, Method to Fulfil the Basic Human Aspirations.</p>				
Module 2	Harmony in the Human Being	Online Assessment	MCQ Quiz	5 Sessions
<p>Topics:</p> <p>Understanding Human being as the Co-existence of the Self and the Body, Distinguishing between the</p>				

Needs of the Self and the Body, The Body as an Instrument of the Self, Understanding Harmony in the Self, Harmony of the Self with the Body, Programme to ensure self-regulation and Health				
Module 3	Harmony in the Family and Society	Online Assessment	MCQ Quiz	5 Sessions
<p>Topics:</p> <p>Harmony in the Family – the Basic Unit of Human Interaction, 'Trust' – the Foundational Value in Relationship, 'Respect' – as the Right Evaluation, Other Feelings, Justice in Human-to-Human Relationship, Understanding Harmony in the Society, Vision for the Universal Human Order.</p>				
Module 4	Implications of the Holistic Understanding – A Look at Professional Ethics	Online Assessment	MCQ Quiz	5 Sessions
<p>Topics:</p> <p>Natural Acceptance of Human Values, Definitiveness of (Ethical) Human Conduct, A Basis for Humanistic Education, Humanistic Constitution and Universal Human Order, Competence in Professional Ethics, Holistic Technologies, Strategies for Transition towards Value-based Life and Profession</p>				
<p>Targeted Application & Tools that can be used:</p> <p>Application areas are Personal life, Education and Career, Workplace , Society and Environmental Responsibility</p> <p>Tools: Online Tools – NPTEL and Swayam.</p>				
Project work/Assignment:				
<p>Assessment Type</p> <p>Online exams (MCQs) will be conducted by the Department of Civil Engineering through Linways.</p>				
<p>Online Link*:</p> <p>UHV II - https://www.youtube.com/watch?v=NhFBzn5qKIM&list=PLWDeKF97v9SO8vvjC1KyqteziTbTjN1So&pp=0gcJCWMEOCosWNin</p> <p>Lecture by Dr. Kumar Sambhav, NPTEL course: Universal Human Values, https://onlinecourses.swayam2.ac.in/aic22_ge23/preview</p> <p>Lecture by Dr. Padmavati, Dr Narendran Thiruthy, NPTEL Course: Biodiversity Protection, Farmers and Breeders Rights, https://nptel.ac.in/courses/129105008, 2024.</p> <p>* Other source links are available in below Resources link.</p>				

Text Book

A Foundation Course in Human Values and Professional Ethics, R R Gaur, R Asthana, G P Bagaria, 2nd Revised Edition, Excel Books, New Delhi, 2019. ISBN 978-93-87034-47-1

Human Values, A.N. Tripathi, New Age Intl. Publishers, New Delhi, 2019.

Premvir Kapoor, Professional Ethics and Human Values, Khanna Book Publishing, New Delhi, 2022.

Reference Books

E.F. Schumacher, 1973, Small is Beautiful: a study of economics as if people mattered, Blond & Briggs, Britain.

Sussan George, 1976, How the Other Half Dies, Penguin Press. Reprinted 1986.

Donella H. Meadows, Dennis L. Meadows, Jorgen Randers, William W. Behrens III, 1972, Limits to Growth – Club of Rome’s report, Universe Books.

A Nagraj, 1998, Jeevan Vidya Ek Parichay, Divya Path Sansthan, Amarkantak.

P L Dhar, RR Gaur, 1990, Science and Humanism, Commonwealth Publishers.

A N Tripathy, 2003, Human Values, New Age International Publishers.

E G Seebauer & Robert L. Berry, 2000, Fundamentals of Ethics for Scientists & Engineers, Oxford University Press

M Govindrajran, S Natrajan & V.S. Senthil Kumar, Engineering Ethics (including Human Values), Eastern Economy Edition, Prentice Hall of India Ltd.

B P Banerjee, 2005, Foundations of Ethics and Management, Excel Books.

William P. Cunningham and Mary Ann Cunningham (2020), Principles of Environmental Science: Inquiry & Applications, 9th Edition, McGraw-Hill Education, USA.

Resources:

https://onlinecourses.swayam2.ac.in/imb25_mg195/preview

https://onlinecourses.nptel.ac.in/noc25_mg141/preview

https://onlinecourses.swayam2.ac.in/ini25_hs52/preview

https://onlinecourses.nptel.ac.in/noc25_hs219/preview

https://onlinecourses.swayam2.ac.in/cec25_mg14/preview

https://onlinecourses.swayam2.ac.in/imb25_mg195/preview

https://onlinecourses.swayam2.ac.in/imb25_mg196/preview

Topics relevant to Skill Development:

An attitude of enquiry.

Write reports

The topics related to Human values and Professional ethics:

All topics in are relevant to Human values and Professional ethics.

Course Code: MAT2404	Course Title: Discrete Mathematics Type of Course:1] School Core	L-T- P- C	3	1	0	4
Version No.		1.0				
Course Pre-requisites		MAT2303				
Anti-requisites		NIL				
Course Description		The course explores the study of mathematical structures that are fundamentally discrete (not continuous), focusing on concepts like set theory, logic, graph theory, combinatorics, and number theory, with applications primarily in computer science fields like algorithms, software development, and cryptography; it covers topics such as propositional logic, proof techniques, relations, functions, counting principles, and basic graph algorithms, providing a foundation for analyzing discrete problems and structures within computer science.				
Course Objective		The main objective of the course is that students should learn a particular set of mathematical facts and how to apply them. It teaches students how to think logically and mathematically through five important themes: mathematical reasoning, combinatorial analysis, discrete structures, algorithmic thinking, and applications and modeling. A successful discrete mathematics course should carefully blend and balance all five themes.				

Course Outcomes		<p>On successful completion of the course the students shall be able to:</p> <p>CO1 - Explain logical sentences through predicates, quantifiers and logical connectives.</p> <p>CO2 - Deploy the counting techniques to tackle combinatorial problems</p> <p>CO3 - Comprehend the basic principles of set theory and different types of relations.</p> <p>CO4 - Apply different types of structures of trees for developing programming skills</p>	
Course Content:			
Module 1	Fundamentals of Logic		(10 Classes)
<p>Basic Connectives and Truth Tables, Propositional Logic, Applications of Propositional Logic, Propositional Equivalences, Predicates and Quantifiers, Nested Quantifiers, Rules of Inference, Introduction to Proofs, Proof Methods and Strategy.</p>			
Module 2	Principle of Counting	Assignment	(15 Classes)
<p>The Well Ordering Principle – Mathematical Induction</p> <p>The Basics of Counting, Permutations and Combinations, Binomial Coefficients and Identities, Generalized Permutations and Combinations, Generating Permutations and Combinations</p> <p>Advanced Principle Counting: The Principle of Inclusion and Exclusion, Generalizations of the Principle, Derangements – Nothing is in its Right Place, Rook Polynomials.</p>			
Module 3	Relations and Functions		(10 Classes)
<p>Cartesian Products and Relations, Functions, One-to-One, Onto Functions. The Pigeon-hole Principle, Function Composition and Inverse Functions.</p> <p>Relations, Properties of Relations, Computer Recognition – Zero-One Matrices and Directed Graphs, Partial Orders, Lattice, Hasse Diagrams, Equivalence Relations and Partitions.</p>			
Module 4	Recurrence Relations and Generating Functions		(10 Classes)
<p>Homogeneous and inhomogeneous recurrences and their solutions - solving recurrences using generating functions - Repertoire method - Perturbation method - Convolutions - simple manipulations and tricks.</p>			
Module 5	Graph Theory & Algorithms on Networks	Assignment	(15 Classes)
<p>Definitions and basic results - Representation of a graph by a matrix and adjacency list - Trees - Cycles - Properties - Paths and connectedness - Sub graphs - Graph Isomorphism - Operations on graphs - Vertex</p>			

<p>and edge cuts - Vertex and edge connectivity, Euler and Hamilton Paths, Shortest-Paths.</p> <p>Tree - Definitions, Properties, and Examples, Routed Trees, Binary search tree, Decision tree, spanning tree: BFS, DFS.</p> <p>Algorithms on Networks - Shortest path algorithm- Dijkstra's algorithm, Minimal spanning tree- Kruskal algorithm and Prim's algorithm.</p>
<p>Targeted Application & Tools that can be used:</p> <p>Discrete mathematics provides the mathematical foundations for many computer science courses including data structures, algorithms, database theory, automata theory, formal languages, compiler theory, computer security, and operating systems.</p>
<p>Assignment:</p>
<p>Assignment 1: Logic Equivalences and Predicate calculus.</p> <p>Assignment 2: Equivalence Relations and Lattices</p> <p>Assignment 3: Recurrence Relations</p>
<p>Text Book</p> <p>Kenneth H. Rosen, "Discrete Mathematics and its Applications", McGraw-Hill,s 8th Edition,2019.</p> <p>Harary – Graph Theory, Addison-Wesley Publishing Company.</p>
<p>References:</p> <p>Arthur Gill, "Applied Algebra for Computer Science", Prentice Hall.</p> <p>K.D. Joshi, "Discrete Mathematics", Wiley Eastern Ltd.</p> <p>Ralph. P. Grimaldi., "Discrete and Combinatorial Mathematics: An Applied Introduction", 4th Edition, Pearson Education Asia.</p> <p>E-resources/ Web links:</p> <p>https://presiuniv.knimbus.com/user#/viewDetail?searchResultType=ECATALOGUE_BASED&unique_id=EBSCO95_30102024_54588</p> <p>https://presiuniv.knimbus.com/user#/viewDetail?searchResultType=ECATALOGUE_BASED&unique_id=EBSCO95_30102024_375</p> <p>https://www.math.hkust.edu.hk/~maqian/ma006_0607F.html</p> <p>https://www.scu.edu.au/study-at-scu/units/math1005/2022/</p>

Topics relevant to SKILL DEVELOPMENT: The course focuses on the concepts of calculus and differential equation with reference to specific engineering problems. The course is of both conceptual and analytical type in nature through Problem solving. This is attained through the assessment component mentioned in course handout.

Course Code: CSE2260	Course Title: Database Management Systems Type of Course: Theory	L-T-P-C	3	0	0	3
Version No.						
Course Pre-requisites	CSE2253					
Anti-requisites	NIL					
Course Description	This course introduces the foundational principles of database management systems, including data models, schemas, and architectures. This course provides a solid foundation on the relational model of data and the use of relational algebra. It develops skills in SQL for data definition, manipulation, and control, enabling students to construct and execute complex queries. The course also introduces the concept of object oriented and object relational databases and modern database technologies like NoSQL. The also course allows the students to gain insights into data storage structures and indexing strategies for optimizing query performance.					

Course Objective	The objective of the course is to familiarize the learners with the concepts of Database Management Systems and attain Employability through Problem Solving Methodologies.			
Course Out Comes	On successful completion of the course the students shall be able to: Describe the fundamental elements of relational database management systems. [Understand] Examine databases using SQL query processing and Optimization. [Apply] Design simple database systems applying the normalization constraints and demonstrate the database transaction processing, recovery, and security. [Apply] Interpret the concept of advanced databases and its applications. [Apply]			
Course Content:				
Module 1	Introduction to Database Modelling and Relational Algebra (Understand)	Assignment	Problem Solving	10 Sessions
Topics: Introduction to Database: Schema, Instance, 3-shema architecture, physical and logical data independence, Data isolation problem in traditional file system, advantages of database over traditional file systems. Entity Relationship (ER) Model, ER Model to Relational Model, Examples on ER model. Relational Algebra with selection, projection, rename, set operations, Cartesian product, joins (inner and outer joins), and division operator. Examples on Relational Algebra Operations.				
Module 2	Fundamentals of SQL and Query Optimization (Apply)	Assignment	Programming	11 Sessions
Topics: SQL Database Querying, DDL, DML, Constraints, Operators, Set Operators, Aggregate Functions, Joins, Views, Procedures, Functions and Triggers. Database programming issues and techniques: Embedded SQL, Dynamic SQL; SQL / PSM and NoSQL. Query Optimization: Purpose, transformation of relational expressions, estimating cost and				

statistics of expression, choosing evaluation plans, linear and bushy plans, dynamic programming algorithms.				
Module 3	Relational Database Design & Transaction Management (Apply)	Assignment	Problem Solving	12 Sessions
<p>Topics:</p> <p>Relational database design: Problems in schema design, redundancy and anomalies, Normal Forms based on Primary Keys-(1NF,2NF, 3NF), Boyce-Codd Normal Form, Multi valued Dependency (Fourth Normal Form), Join Dependencies (Fifth Normal Form), lossy and lossless decompositions, Database De-normalization.</p> <p>Transaction Management: The ACID Properties; Transactions and Schedules; Concurrent Execution of Transactions; Lock- Based Concurrency Control; Performance of locking; Transaction support in SQL; Introduction to crash recovery; 2PL, Serializability and Recoverability; Lock Management; The write-ahead log protocol; Check pointing; Recovering from a System Crash; Media Recovery; Other approaches and interaction with concurrency control.</p>				
Module 4	Advanced DBMS Topics (Apply)	Assignment	Case Study	12 Sessions
<p>Topics:</p> <p>Advanced topics: Object oriented database management systems, Deductive database management systems, Spatial database management systems, Temporal database management systems, Constraint database management systems.</p> <p>New database applications and architectures such as Data warehousing, Multimedia, Mobility, NoSQL, Native XML databases (NXD), Document-oriented databases, Statistical databases.</p> <p>Targeted Application & Tools that can be used:</p> <p>Application Area: Relational database systems for Business, Scientific and Engineering Applications. Tools/Simulator used: MySQL DB for student practice.</p> <p>Also demonstration of ORACLE DB on object-relational database creation and JDBC connection.</p>				

Problem Solving: Constructing ER-Diagrams for a given real time requirements, Normalizing the databases, querying the databases using relational algebra.

Programming: Implementation of any given scenario using MySQL.

Text Books:

T1. Elmasri R and Navathe S B, “Fundamentals of Database System”, Pearson Publication, 7th Edition, 2018.

T2. RamaKrishna & Gehrke, “Database Management Systems” 3rd Edition, 2018, McGraw-Hill Education.

T3. W. Lemahieu, S. vanden Broucke and B. Baesens, “Principles of Database Management: Practical Guide to Storing, Managing and Analyzing Big and Small Data”, Cambridge University Press, 2018.

References

R1 Avi Silberschatz, Henry F. Korth, S. Sudarshan, “Database System Concepts”, McGraw-Hill ,7th Edition, 2019.

R2 M. Kleppmann, “Designing Data-Intensive Applications: The Big Ideas Behind Reliable, Scalable, and Maintainable Systems”, O’Reilly, 2017.

Topics relevant to development of “FOUNDATION SKILLS”: S - Skill Development: Relational database design using ER- Relational mapping, Implementation of given database scenario using MYSQLDB.

Topics relevant to development of Employability: Develop, test and implement computer databases, creating sophisticated, interactive and secure database applications

Topics relevant to “HUMAN VALUES &PROFESSIONAL ETHICS”: Nil

Course Code: CSE2261	Course Title: Database Management Systems Lab Type of Course: Lab	L-T-P-C	0	0	2	1
Version No.	1.0					
Course Pre-requisites	-					
Anti-requisites	NIL					
Course Description	The Database Management Systems (DBMS) Laboratory is designed to provide students with hands-on experience in database design, implementation, and management using SQL and database management tools such as MySQL. The lab complements theoretical concepts learned in database courses by allowing students to practice database creation, querying, and optimization techniques. The DBMS Lab enables students to develop industry-relevant skills in database management, preparing them for careers in software development, data engineering, and database administration.					
Course Objective	The objective of the course is to familiarize the learners with the concepts of Database Management Systems and attain Employability through Problem Solving Methodologies.					
Course Out Comes	<p>On successful completion of the course the students shall be able to:</p> <p>Demonstrate the database concepts, practice, and SQL queries. [Apply]</p> <p>Design and implement database schemas while applying normalization techniques to optimize structure. [Apply]]</p> <p>Develop and implement stored procedures, triggers, and views for automation and efficiency. [Apply]</p> <p>To Design and build database applications for real world problems. [Apply]</p>					

Course Content:
<p>List of Laboratory Tasks:</p> <p>Create Employee, Student, Banking and Library databases and populate them with required data. Do the following experiments of different lab sheets on those databases.</p> <p>Labsheet-1 [3 Practical Sessions]</p> <p>Experiment No 1: [1 Session]</p> <p>1. To study and implement the different language of Structured Query Language.</p> <p>Level 1: Perform operations using Data Definition Language and Data Manipulation Language commands including different variants of SELECT on Student DB.</p> <p>Level 2: Identify the given requirements; valid attributes and data types and Perform DDL and DML operations on a given scenario. [Banking Databases]</p> <p>Experiment No. 2: [2 Sessions]</p> <p>2. To study and implement the concept of integrity constraints in SQL.</p> <p>Level 1: Create tables on Banking database using PRIMARY KEY, NOT NULL, UNIQUE, FOREIGN KEY and demonstrate the working of relational, logical, pattern matching, BETWEEN, IS NULL, IN and NOT IN Special Operators on Student Database.</p> <p>Level 2: Enforce different types of data and referential integrity constraints. Then try queries with special operators based on the student database. [Banking Database].</p> <p>Labsheet-2 [3 Practical Sessions]</p> <p>Experiment No. 3: [1 Session]</p> <p>3. Implement complex queries in SQL.</p> <p>Level 1: Implement the conjugate of GROUP BY, ORDER BY and aggregate functions on Banking Database. Level 2: Implement MySQL DB queries on library database using appropriate clauses and aggregate functions. Also order the data either in ascending and descending order using corresponding clause. [Library databases].</p> <p>Experiment No. 4: [2 Session]</p> <p>4. To study and implement different types of Set and Join Operations [2 Slots]</p>

Level 1: Demonstrate different types of Set Operations (UNION, UNION ALL, INTERSECT, MINUS) and Join Operations (INNER JOINS, OUTER JOINS, CROSS JOIN, NATURAL JOIN) on two or more tables of Airline Database. Level 2: Use Set and Join operations to retrieve the data from two or more relations (tables) as per the given

scenario. [Airline Database]

Labsheet-3 [2 Practical Sessions]

Experiment No. 5: [2 sessions]

5. To study and implement Views, and Procedures in MySQL DB.

Level 1: Implement MySQL Views, and Procedures in ORACLE DB on Employee database.

Level 2: Analyze the requirement and construct views, and Procedures on Mini Project Domain. [Banking Database]

Labsheet-4 [2 Practical Sessions]

Experiment No. 6: [2 Sessions]

6. To study and implement Functions, and Triggers in MySQL DB.

Level 1: Implement Oracle Functions and Triggers in Oracle on Employee database.

Level 2: Analyze the requirement and construct Functions and Triggers. [Supply chain Database]

Labsheet-5 [2 Practical Sessions]

Experiment No. 7: [2 Sessions]

7. To study and implement Functions, and Triggers in MySQL DB.

Level 1: Implement Oracle Functions and Triggers in Oracle on Employee database.

Level 2: Determine the requirement and construct Functions and Triggers. [Supply chain Database]

Labsheet-6 [4 Practical Sessions]

Experiment No. 8: [2 Sessions]

8. To implement the concept of forms and reports.

Level 1: Implement the concept of forms and reports.

Level 2: Examine the schema relationship.

Experiment No. 9: [2 Sessions]

9. Create the database using the given schema. (Flight Management)

Level 1: Implement a relational database based on the provided schema for the Flight Management system, including the creation of tables, relationships, and constraints.

Level 2: Demonstrate schema relationships by defining primary and foreign keys to ensure data integrity within the Flight Management database.

Labsheet-7 [4 Practical Sessions]

Experiment No. 10: [2 Sessions]

10. Create the database using the given schema. (Company database)

Level 1: Implement the database schema by defining tables, relationships, and constraints according to the given Company Database schema.

Level 2: Demonstrate the schema's relationships and data integrity by creating and linking tables as per the specified requirements.

Experiment No. 11: [2 Sessions]

11. Create the database using the given schema. (Student Library)

Level 1: Implement forms and reports based on the provided Student Library database schema, ensuring effective data entry and reporting mechanisms.

Level 2: Demonstrate the schema relationships within the Student Library database, demonstrating how these relationships influence the creation and functionality of forms and reports.

Labsheet-8 [1 Sessions]

12. Design a mini project based on the databases such as Inventory Management System, University Management System, Hospital Management System, etc.

Level 1: Implement the real time database.

Level 2: Analyze the working of database in real time.

Targeted Application & Tools that can be used:

Application Area: Relational database systems for Business, Scientific and Engineering Applications. Tools/Simulator used: MySQL DB for student practice.

Also demonstration of ORACLE DB on object-relational database creation and JDBC connection.

Percentage of changes in this version: 50% of changes from earlier version. New topics are highlighted in italic.

Problem Solving: Constructing ER-Diagrams for a given real time requirements, Normalizing the databases, querying the databases using relational algebra.

Programming: Implementation of any given scenario using MySQL.

Text Books:

T1. Elmasri R and Navathe S B, “Fundamentals of Database System”, Pearson Publication, 7th Edition, 2018.

T2. RamaKrishna & Gehrke, “Database Management Systems” 3rd Edition, 2018, McGraw-Hill Education.

T3. W. Lemahieu, S. vanden Broucke and B. Baesens, “Principles of Database Management: Practical Guide to Storing, Managing and Analyzing Big and Small Data”, Cambridge University Press, 2018.

References

R1 Avi Silberschatz, Henry F. Korth, S. Sudarshan, “Database System Concepts”, McGraw-Hill, 7th Edition, 2019.

R2 M. Kleppmann, “Designing Data-Intensive Applications: The Big Ideas Behind Reliable, Scalable, and Maintainable Systems”, O’Reilly, 2017.

Topics relevant to development of “FOUNDATION SKILLS”: S - Skill Development: Relational database design using ER- Relational mapping, Implementation of given database scenario using MYSQLDB.

Topics relevant to development of Employability: Develop, test and implement computer databases, creating sophisticated, interactive and secure database applications

Topics relevant to “HUMAN VALUES & PROFESSIONAL ETHICS”: Nil

Course Code: CSE2262	Course Title: Analysis of Algorithms Type of Course: Theory	L- T-P- C	3	1	0	4
Version No.	1.0					
Course Pre-requisites	CSE2253					
Anti-	Nil					

requisites				
Course Description	This course introduces techniques for the design and analysis of efficient algorithms and methods of applications. This course discusses the classic approaches for algorithm design such as Divide and Conquer, Dynamic Programming, Greedy method. This course also describes other basic strategies searching solution space. The core concepts of analyzing algorithms and classifying them into various complexity classes is covered in the end.			
Course Objective	The objective of the course is to familiarize the learners with the concepts of Analysis of Algorithms and attain Skill Development through Problem Solving Methodologies.			
Course Out Comes	<p>On successful completion of the course the students shall be able to:</p> <ol style="list-style-type: none"> 1. Compute efficiency of a given algorithm.[Apply] 2. Apply divide and conquer technique for searching and sorting Problems.[Apply] 3. Apply the Dynamic Programming technique for a given problem. [Apply] 4. Apply greedy technique for solving a Problem.[Apply] 5. Demonstrate Back tracking technique and limitations of Algorithms.[Apply] 			
Course Content:				
Module 1	Introduction	Assignment	Simulation/Data Analysis	10 Sessions
Introduction, Asymptotic Notations and its properties, Best case, worst case and average case- Sequential search, Sorting; Mathematical analysis for Recursive and Non-recursive algorithms: Substitution method and Master's Theorem.				
Module 2	Divide-and-conquer	Assignment	Simulation/Data Analysis	08 Sessions
Introduction. Insertion Sort; Merge sort, Quick sort, Binary search.				
Module 3	Dynamic programming	Term paper/Assignment	Simulation/Data Analysis	10 Sessions
Introduction with examples, Principles of Memoization, 0-1 Knapsack Problem, Bellman-Ford algorithm, Floyd-Warshall's Algorithms. Chain Matrix Multiplication.				
Module 4	Greedy technique	Term paper/Assignment	Simulation/Data Analysis	09 Sessions

Introduction, Fractional Knapsack Problem, Minimal Spanning Tree: Prim's Algorithm and Kruskal's Algorithm, Single-source Shortest Path: Dijkstra's Algorithm				
Module 5	Complexity Classes	Term paper/Assignment	Simulation/Data Analysis	08 Sessions
<p>Complexity Classes- P,NP- NP Hard and NP Complete - Boolean Satisfiability Problem (SAT).</p> <p>Branch and Bound: Knapsack problem; Backtracking, - N-Queens problem.</p>				
<p>Text Book</p> <p>Anany Levitin, "Introduction to the Design and Analysis of Algorithms", 3rd edition, Pearson Education, 2018.</p> <p>Thomas H.Cormen, Charles E.Leiserson, Ronald L. Rivest and Clifford Stein, "Introduction to Algorithms", 4th edition, MIT Press, 2022.</p>				
<p>References</p> <p>J. Kleinberg and E. Tardos, "Algorithm Design", Addison-Wesley, 2005.</p> <p>Tim Roughgarden, "Algorithms Illuminated" (books 1 through 3), "Operating Systems Design and Implementation", Soundlikeyourself Publishing, 2017-2019.</p> <p>AV Aho, J Hopcroft, JD Ullman, "The Design and Analysis of Algorithms", Addison-Wesley, 1974.</p> <p>Donald E. Knuth, "The Art of Computer Programming", Volumes 1 and 3 Pearson.</p> <p>Web-Resources</p> <p>NPTEL: https://onlinecourses.nptel.ac.in/noc19_cs47/preview</p> <p>Coursera: Analysis of Algorithms by Princeton University</p> <p>Algorithms Specialization in Coursera by Stanford University(Group of 4 courses).</p> <p>Algorithms Coding Contest Links maintained by Prof Gerth Stølting Brodal of Aarhus University</p>				
<p>Topics relevant to "SKILL DEVELOPMENT": knapsack, prim's, kruskal's algorithm, quick sort, binary search for Skill Development through Problem Solving methodologies. This is attained through assessment component mentioned in course handout.</p>				

Course Code: CSE2263	Course Title: Analysis of Algorithms Lab Type of Course: Lab	L- T-P- C	0	0	2	1
Version No.	1					
Course Pre-requisites	-					
Anti-requisites	NIL					
Course Description	This course introduces techniques for the design and analysis of efficient algorithms and methods of applications. This course discusses the classic approaches for algorithm design such as Divide and Conquer, Dynamic Programming, Greedy method. This course also describes other basic strategies searching solution space. The core concepts of analyzing algorithms and classifying them into various complexity classes is covered in the end.					
Course Objective	The objective of the course is to familiarize the learners with the concepts of Analysis of Algorithms and attain Skill Development through Experiential Learning Methodologies.					
Course Out Comes	<p>On successful completion of the course the students shall be able to:</p> <ol style="list-style-type: none"> 1. Compute efficiency of a given algorithm. [Applying] 2. Apply divide and conquer technique for searching and sorting Problems.[Applying] 3. Apply the Dynamic Programming technique for a given problem. [Applying] 4. Apply greedy technique for solving a Problem.[Applying] 5. Demonstrate Back tracking technique and limitations of Algorithms.[Applying] 					
Course Content						

	<p>List of Laboratory Tasks:</p> <p>1. Measuring running time of an algorithm</p> <p>Objective: To experimentally determine the running time of basic algorithms for input size $n=10, 100, 1000$, etc. by taking difference of starting time and ending time.</p> <p>2. Compare running time of algorithms</p> <p>Objective: To execute two algorithms to solve the same problem, and to comparatively evaluate the better algorithm for large values of N.</p> <p>3. Implement sorting algorithms such as bubble sort, selection sort</p> <p>Objective: To implement comparison based sorting strategies.</p> <p>4. Compare searching algorithms</p> <p>Objective: To implement two searching strategies and compare their performance.</p> <p>5. Compare Sorting algorithms</p> <p>Objective: To implement searching strategies that follow top down design approach (Insertion sort, merge sort).</p> <p>6. Quick Sort</p> <p>Objective: To demonstrate Quick sort and its variants, and their impact on running time.</p> <p>7. Dynamic Programming</p> <p>Objective: To demonstrate Dynamic Programming approach with the help of Factorial algorithm.</p> <p>8. Coin Change Problem</p> <p>Objective: To implement an efficient algorithm for the Coin Change problem.</p> <p>9. Floyd-Warshall's Algorithm</p> <p>Objective: To demonstrate how dynamic programming is used with the help of Floyd-Warshall's algorithm.</p> <p>10. Fractional Knapsack Problem</p> <p>Objective: To demonstrate how greedy method can be used to solve the Fractional Knapsack Problem.</p> <p>11. Minimal Spanning Tree Algorithm</p>
--	---

	<p>Objective: To implement greedy strategy to solve the Minimal Spanning Tree problem using Prim's Algorithm.</p> <p>12. Kruskal's Minimal Spanning Tree Algorithm</p> <p>Objective: To implement greedy strategies to solve the Minimal Spanning Tree problem using Kruskal's Algorithm.</p> <p>13. Knapsack Problem</p> <p>Objective: To implement Knapsack problem using branch and bound technique.</p> <p>14. N-Queen's Problem</p> <p>Objective: To demonstrate backtracking method with the help of N-Queen's problem.</p> <p>15. Case Study</p> <p>Objective: To demonstrate how various techniques can be used to solve the same problem with the help of Knapsack problem.</p>
	<p>Targeted Application & Tools that can be used</p> <p>PyTorch/Jupyter Notebook – For Python programming</p>
	<p>Text Book</p> <p>T1 Anany Levitin, "Introduction to the Design and Analysis of Algorithms", 3rd edition, Pearson Education, 2018.</p> <p>T2 Thomas H.Cormen, Charles E.Leiserson, Ronald L. Rivest and Clifford Stein, "Introduction to Algorithms", 4th edition, MIT Press, 2022.</p>
	<p>References</p> <p>R1. J. Kleinberg and E. Tardos, "Algorithm Design", Addison-Wesley, 2005.</p> <p>R2. Tim Roughgarden, "Algorithms Illuminated" (books 1 through 3), "Operating Systems Design and Implementation", Soundlikeyourself Publishing, 2017-2019.</p> <p>R3. AV Aho, J Hopcroft, JD Ullman, "The Design and Analysis of Algorithms", Addison-Wesley, 1974.</p> <p>R4. Donald E. Knuth, "The Art of Computer Programming", Volumes 1 and 3 Pearson.</p>

	<p>Web Based Resources and E-books:</p> <p>W1. NPTEL: https://onlinecourses.nptel.ac.in/noc19_cs47/preview</p> <p>W2. Coursera: Analysis of Algorithms by Princeton University</p> <p>W3. Algorithms Specialization in Coursera by Stanford University(Group of 4 courses).</p> <p>W4. Algorithms Coding Contest Links maintained by Prof Gerth Stølting Brodal of Aarhus University</p>
	Topics relevant to “EMPLOYABILITY SKILLS”: The lab experiments and assessments enable the student to acquire Skill Development through Experiential Learning techniques

Course Code:	Course Title: Machine Learning					
CAI2500	Type of Course: 1] Program Core 2] Theory	L-T-P-C	3	0	0	3
Version No.	1.0					
Course Pre-requisites	MAT2303					
Anti-requisites	NIL					
Course Description	Machine Learning algorithms are the key to develop intelligent systems such as Apple’s Siri, Google’s self-driving cars etc. This course introduces the concepts of the core machine learning techniques such as Regression learning, Bayesian learning, Ensemble learning, Perceptron learning, Unsupervised learning, Competitive learning, learning from Gaussian					

	mixture models and learning to detect outliers. Course lectures cover both the theoretical foundations as well as the essential algorithms for the various learning methods. Lectures enable the students to develop intelligent systems for real life problems.			
Course Objectives	This course is designed to improve the learners 'EMPLOYABILITY SKILLS' by using EXPERIENTIAL LEARNING techniques.			
Course Out Comes	<p>On successful completion of the course the students shall be able to:</p> <p>CO1: Apply advanced supervised machine learning methods for predictive modeling. [Apply]</p> <p>CO2: Employ advanced unsupervised learning algorithms for clustering, competitive learning and outlier detection [Apply]</p> <p>CO3: Build machine learning models with better predictive performance using Ensemble learning algorithms [Apply]</p> <p>CO4: Build predictive models using Perceptron learning algorithms [Apply]</p>			
Course Content:				
Module 1	Supervised Learning	Participative Learning	Brainstorming session/Quiz	No. of Sessions L – 10
Topics: An overview of Machine Learning(ML); ML workflow; types of ML; Types of features, Feature Engineering -Data Imputation Methods; Regression – introduction; simple linear regression, loss functions; Polynomial Regression; Logistic Regression; Softmax Regression with cross entropy as cost function; Bayesian Learning – Bayes Theorem, estimating conditional probabilities for categorical and continuous features, Naïve Bayes for supervised learning; Bayesian Belief networks; Support Vector Machines – soft margin and kernel tricks.				
Module 2	Unsupervised Learning	Participative Learning	Brainstorming session/Quiz	No. of Sessions L-8
Topics: Unsupervised Learning – k Means clustering- simple and mini-batch; updating centroids incrementally; finding the optimal number of clusters using Elbow method ; Silhouette coefficient, drawbacks of kMeans, kMeans++ ; Divisive hierarchical clustering – bisecting k-means, clustering using Minimum Spanning Tree (MST), Density Based Spatial Clustering – DBSCAN; Outlier Detection methods – Isolation Forest, Local Outlier Factor(LOF)				

Module 3	Ensemble Learning	Participative Learning	Brainstorming session/Quiz	No. of Sessions L-6
Topics: Ensemble Learning – using subset of instances – Bagging, Pasting, using subset of features –random patches and random subspaces method; Voting Classifier, Random Forest; Boosting – AdaBoost, Gradient Boosting, Stacking.				
Module 4	Perceptron Learning	Participative Learning	Brainstorming session/Quiz	No. of Sessions L-6
Topics: Perceptron Learning – from biological to artificial neurons, Perceptron, Linear Threshold Units, logical computations with Perceptron, common activation functions – sigmoid, tanh, relu and SoftMax, common loss functions, multi-layer Perceptron and the Backpropagation algorithm using Gradient Descent.				
Targeted Application & Tools that can be used: Students can be assigned a mini project to develop a machine learning application for real-life problems in various domains such as health care, business intelligence, environmental modeling, etc.				
Project work/Assignment: Certification course in Machine Learning through NPTEL Mini Project on (Module 1 to Module 4)				
Textbooks Aurélien Géron, “Hands-on Machine Learning with Scikit-Learn, Keras, and TensorFlow”, Oreilly, Second Edition, 2019. Andreas C Muller, Sarah Guido, “Introduction to Machine Learning with Python: A Guide for Data Scientists”, Oreilly, First Edition, 2018				
References Giuseppe Bonaccorso, “Machine Learning Algorithms: A reference guide to popular algorithms				

from data science and machine learning”, Packt Publishing, 2017

Course Code:	Course Title: Machine Learning Lab				
CAI2501	Type of Course: 1] Program Core 2] Laboratory	0	0	4	2
Version No.	1.0				
Course Pre-requisites	CSE2303				
Anti-requisites	NIL				
Course Description	Machine Learning algorithms are the key to develop intelligent systems such as Apple’s Siri, Google’s self-driving cars etc. This course introduces the concepts of the core machine learning techniques such as Regression learning, Bayesian learning, Ensemble learning, Perceptron learning, Unsupervised learning, Competitive learning, learning from Gaussian mixture models and learning to detect outliers. Course lectures cover both the theoretical foundations as well as the essential algorithms for the various learning methods. Lab sessions complement the lectures and enable the students to develop intelligent systems for real life problems.				
Course Objectives	This course is designed to improve the learners ‘EMPLOYABILITY SKILLS’ by using EXPERIENTIAL LEARNING techniques.				

Course Out Comes	<p>On successful completion of the course the students shall be able to:</p> <p>CO1: Apply advanced supervised machine learning methods for predictive modeling. [Apply]</p> <p>CO2: Employ advanced unsupervised learning algorithms for clustering, competitive learning and outlier detection [Apply]</p> <p>CO3: Build machine learning models with better predictive performance using Ensemble learning algorithms [Apply]</p> <p>CO4: Build predictive models using Perceptron learning algorithms [Apply]</p>
<p>List of Laboratory Tasks:</p> <p>Experiment NO 1: Methods for handling missing values</p> <p>Level 1: Given a data set from UCI repository, implement the different ways of handling missing values in it using Scikit-learn library of Python</p> <p>Level 2: Implement one of these methods using a custom defined function in Python.</p> <p>Experiment No. 2: Data Visualization</p> <p>Level 1 : Perform Exploratory Data Analysis for a given data set by creating Scatter Plot, Pair Plot, Count Plot using Matplotlib and Seaborn</p> <p>Level 2: Create Heat Maps, Word Cloud</p> <p>Experiment No. 3: Regression learning</p> <p>Level 1: Given a data set from UCI repository, implement the simple linear regression algorithm and estimate the model's parameters and the performance metrics. Plot the learning curves.</p> <p>Level 2: Implement the polynomial regression algorithm. Compare the learning curves of Polynomial and Linear Regression.</p> <p>Experiment No.4: Logistic regression</p>	

Level 1: Write custom code for generating the logistic/sigmoid plot for a given input

Level 2 : Given a data set from UCI repository, implement the Logistic regression algorithm. Estimate the class probabilities for a given test data set. Plot and analyze the decision boundaries.

Experiment No.5: Bayesian Learning

Level 1: Given a data set from UCI repository, implement a classification model using the Bayesian algorithm

Experiment No.6: Support Vector Machine (SVM)

Level 1: Given data sets from UCI repository, implement a linear SVM based classification model.

Level 2: Given data sets from UCI repository, implement a non-linear SVM based classification model.

Experiment No. 7: Unsupervised Learning

Level 1: K-means – simple and mini-batch. Finding the optimal number of clusters using Elbow method and Silhouette Coefficient. Compare the inertia of both as k increases. Tuning the hyperparameter 'k' using GridSearchCV.

Level 2: Using clustering for Image segmentation and Preprocessing. Kmeans++

Experiment No. 8: Density Based Clustering

Level 1: Implement DBSCAN – clustering using the local density estimation.

Level 2: Perform hard and soft clustering for new instances.

Experiment No. 9: Ensemble Learning using Subset of Instances

Level 1: Implement Ensemble Learning algorithms such as Bagging, Pasting and Out-of Bag Evaluation

<p>Level 2: Random Patches and Random Subspace Method</p> <p>Experiment No. 10: Ensemble Learning using Subset of Features</p> <p>Level 1: Apply ensemble learning techniques such as AdaBoost and Gradient Boosting Level 2: Apply ensemble learning techniques such as Stacking</p> <p>Experiment No. 11: Perceptron Learning</p> <p>Level 1: Implement the Perceptron Classifier</p> <p>Level 2: – An Image Classifier Using the Sequential API of Keras</p> <p>Experiment No. 12: Outlier Detection</p> <p>Level 1 Outlier Detection using Isolation Forest</p> <p>Level 2: Outlier Detection using Local Outlier Factor</p>
<p>Targeted Application & Tools that can be used:</p> <p>Execution of the ML algorithms will be done using the Google’s cloud service namely “Colab”, available at https://colab.research.google.com/ or Jupyter Notebook.</p> <p>The data sets will be from the bench marking repositories such as UCI machine learning repository available at: https://archive.ics.uci.edu/ml/index.php</p> <p>Laboratory tasks will be implemented using the libraries available in Python such as Scikit learn, matplotlib, seaborn, perceptron and the deep learning framework namely Keras.</p>
<p>Project work/Assignment:</p> <p>Students can be assigned a mini project to develop a machine learning application for real-life problems in various domains such as health care, business intelligence, environmental modeling, etc.</p>

Textbook s

Aurélien Géron, “Hands-on Machine Learning with Scikit-Learn, Keras, and TensorFlow”, Oreilly, Second Edition, 2019.

Andreas C Muller, Sarah Guido, “Introduction to Machine Learning with Python :A Guide for Data Scientists”, Oreilly, First Edition, 2018

Giuseppe Bonaccorso, “Machine Learning Algorithms: A reference guide to popular algorithms from data science and machine learning”, Packt Publishing, 2017.

References

Giuseppe Bonaccorso, “Machine Learning Algorithms: A reference guide to popular algorithms from data science and machine learning”, Packt Publishing, 2017

Course Code: CSE2271	Course Title: Software Design and Development Type of Course: School Core [Theory Only]	L-T- P- C	3-0-0-3
Version No.	1.0		
Course Pre-requisites	NIL		
Anti-requisites	NIL		
Course Description	<p>The objective of this course is to provide the fundamentals concepts of Software Engineering process and principles.</p> <p>The course covers software requirement engineering processes, system analysis, design, implementation and testing aspects of software system development.</p> <p>The course covers software quality, configuration management and maintenance.</p>		

Course Objectives	The objective of the course is to familiarize the learners with the concepts of Software Engineering and attain Skill Development through Participative Learning techniques.			
Course Out Comes	<p>On successful completion of this course the students shall be able to:</p> <p>1] Describe the Software Engineering principles, ethics and process models(Knowledge)</p> <p>2] Identify the requirements, analysis and appropriate design models for a given application(Comprehension)</p> <p>3] Understand the Agile Principles(Knowledge)</p> <p>4] Apply an appropriate planning, scheduling, evaluation and maintenance principles involved in software(Application)</p>			
Module 1	<p>Introduction to Software Engineering and Process Models</p> <p>(Knowledge level)</p>	Quiz		10 Hours
<p>Introduction: Need for Software Engineering, Professional Software Development, Software Engineering Ethics, Software Engineering Practice-Essence of Practice, General Principles Software Development Life Cycle</p> <p>Models: Waterfall Model – Classical Waterfall Model, Iterative Waterfall Model, Evolutionary model-Spiral, Prototype.</p>				
Module 2	<p>Software Requirements, Analysis and Design</p> <p>(Comprehension level)</p>	Assignment	Development of SRS documents for a given scenario	12 Hours
<p>Requirements Engineering: Eliciting requirements, Functional and non- Functional requirements, Software Requirements Specification (SRS), Requirement Analysis and validation. Requirements modelling- Introduction to Use Cases, Activity diagram and Swim lane diagram. CASE support in Software Life Cycle, Characteristics of CASE Tools, Architecture of a CASE Environment.</p> <p>Design: Design concepts, Architectural design, Component based design, User interface design.</p>				
Module 3	<p>Agile Principles & Devops</p>	Quiz		10 Hours

	(Knowledge level)			
<p>Agile: Scrum Roles and activities, Sprint Agile software development methods - Scaling, User Stories, Agile estimation techniques, Product backlogs, Stake holder roles, Dynamic System Development Method.</p> <p>Devops: Introduction, definition, history, tools.</p>				
Module 4	Software Testing and Maintenance (Application Level)	Assignment	Apply the testing concepts using Programing	13 Hours
<p>Software Testing-verification and validation, Test Strategies - White Box Testing, Black box Testing. Automation Tools for Testing.</p> <p>Software Quality Assurance-Elements of software quality assurance, SQA Tasks, Goals and Metrics, Software configuration management- SCM process, SCM Tools (GitHub).</p> <p>Maintenance- Characteristics of Software Maintenance, Software Reverse Engineering, Software Maintenance Process Models.</p> <p>Targeted Application & Tools that can be used: Selenium, GitHub, CASE Tools</p>				
<p>Text Book</p> <p>1] R1. Roger S. Pressman, “Software Engineering – A Practitioner’s Approach”, VII Edition, McGraw-Hill, 2017.</p> <p>2] B2. Bob Hughes, Mike Cotterell, Rajib Mall, “Software Project Management”, VI Edition, McGraw-Hill, 2018.</p>				
<p>References</p> <p>Rajib Mall, “Fundamentals of Software Engineering”, VI Edition, PHI learning private limited, 2015.</p> <p>Ian Sommerville, “Software Engineering”, IX Edition, Pearson Education Asia, 2011.</p> <p>Agile Software Development Principles, Patterns and Practices. 1st Edition, Wiley, 2002</p>				
<p>Topics Relevant to “Skill Development: Balck box Testing, White box Testing, Automated Testing for Skill development through Participative Learning Techniques. This is attained through assessment mentioned in the course handout</p>				

Course Code: APT4004	Course Title: Aptitude Training- Intermediate Type of Course: Practical Only Course	L- T - P- C	0	0	2	0
Version No.	1.0					
Course Pre-requisites	Students should have the basic concepts of Quantitative aptitude along with its applications in real life problems.					
Anti-requisites	NIL					
Course Description	This is a skill-based training program for the students. This course is designed to enable the students to enhance their skills in Quantitative Aptitude.					
Course Objective	The objective of the course is to familiarize the learners with the concepts of Aptitude and attain Skill Development through Problem Solving techniques.					
Course Out Comes	<p>On successful completion of this course the students shall be able to:</p> <p>CO1: Recall all the basic mathematical concepts.</p> <p>CO2: Identify the principle concept needed in a question.</p> <p>CO3: Solve the quantitative and logical ability questions with the appropriate concept.</p> <p>CO4: Analyze the data given in complex problems.</p>					

Course Content:			
Module 1	Quantitative Ability 1	Assignment	16 Hours
Topics: Number System, Percentage, Ratio and Proportion, Average, Mixture and Allegation, Time and Work, Profit and Loss			
Module 2	Quantitative Ability 2	Assignment	14 Hours
Topics: Time Speed and Distance, Boats and Streams, Simple Interest, Compound Interest, Probability, Permutation and Combination			
Targeted Application & Tools that can be used: Application area: Placement activities and Competitive examinations. Tools: LMS			
Continuous Evaluation:			
CA1 – Online Test CA2 – Online Test CA3 – Online Test Assignment			
Text Book: Fast Track Objective by Rajesh Verma R S Aggarwal Rakesh Yadav References: www.indiabix.com www.testbook.com www.youtube.com/c/TheAptitudeGuy/videos			

Topics relevant to Skill Development: Quantitative aptitude for Skill Development through Problem solving Techniques. This is attained through components mentioned in course handout.

Course Code: FIN1002	Course Title: Essentials of Finance Type of Course: HSMC		L-T-P-C	3	0	0	3
Version No.	1.0						
Course Pre-requisites	This course is designed to be accessible to all students, regardless of their prior financial knowledge.						
Anti-requisites							
Course Description	This course is designed to equip students with a foundational understanding of key financial concepts and principles. It will enable them to comprehend the core functions of finance, delve into the intricacies of financial management within organizations, and gain insights into the fundamental aspects of taxation. The course aims to develop students' abilities to interpret financial statements, evaluate investment opportunities, understand capital structure decisions, and navigate the basics of tax implications.						
Course Objective	Upon successful completion of this course, students will be able to: Understand the basic forms of business organization and their financial implications. Understand the fundamental principles and concepts that influence financial decision-making in various contexts. Analyse and interpret financial statements to assess the financial health and performance of an organization. Identify income under various heads of income as per Income Tax Act, 1961 and determine the tax liability.						
Course Outcomes	List the course outcomes On successful completion of this course the students shall be able to: Understand the basic concepts of finance and financial markets and organizations. Apply and interpret financial information for business decision making. Identify various heads of income and deduction under Income Tax Act, 1961.						
Course Content:							
Module 1	Introduction to Finance	Assignment/ Quiz	Numerical solving Task	10 Sessions			
Definition and Scope of Finance, Areas of Finance: Corporate Finance, Investments, Financial Institutions, International Finance; Types of Financial Markets: Money Markets vs. Capital Markets, Primary vs. Secondary Markets; Forms of Business Organization and Financial Goals: Shareholder Wealth Maximization vs. Profit Maximization; Understanding Financial Statements: Balance Sheet and Income Statement- Simple Numerical.							
Module 2	Financial Management	Assignment/ Quiz	Numerical solving Task	18 Sessions			
Capital Budgeting Decisions: Payback Period, Net Present Value (NPV), Profitability Index (PI), Internal Rate of							

Return (IRR); Leverage- Basic Numerical; Capital Structure Decisions: Optimal Capital Structure, Trade-off Theory of Capital Structure; Cost of Capital: Equity, Debt, WACC; Dividend Policy: Factors influencing Dividend Policy.				
Module 3	Taxation	Assignment/ Quiz	Numerical solving Task	17 Sessions
Principles of a Good Tax System: Equity, Certainty, Convenience, Economy; Direct vs. Indirect Taxes; Residential Status of an Individual- Basic Problems; Heads of Income; Salary, House Property- Basic Numerical; Deductions under Chapter VI-A; Computation of Taxable Income and Tax Liability; E-Filing procedure.				
<p>Targeted Application & Tools that can be used:</p> <p>Textbooks, PPT, Spreadsheet Software (e.g., Microsoft Excel), Official Website of Income Tax Department.</p>				
Project Work/ Assignment:				
<p>1. Presentation: There will be a group presentation, where the students will be given a topic. They will have to explain/demonstrate the working and discuss the applications for the same.</p> <p>2. Case Study: - At the end of the course students will be given a 'real-world' cases like business models of successful companies or tax evasion by reputed companies on which they have to come up with detailed analysis and assessment.</p>				
<p>Text Book(s):</p> <p>Dr. Vinod K. Singhania & Dr. Monica Singhania. (Latest Assessment Year Edition). Students' Guide to Income Tax including GST. Taxmann Publications.</p> <p>Pandey, I. M. (2025). Financial Management. Vikas Publishing House.</p>				
<p>Reference Book (s):</p> <p>Bhole, L.M., & Mahakud, J. (Current Edition). Financial Institutions and Markets: Structure, Growth and Innovations. McGraw Hill Education India.</p> <p>Mehrotra, H.C., & Goyal, S.P. (Latest Assessment Year Edition). Income Tax Law & Practice. Sahitya Bhawan Publications.</p> <p>Gordon, E., & Natarajan, K. (Current Edition). Financial Markets and Services. Himalaya Publishing House.</p> <p>Online Resources (e-books, notes, ppts, video lectures etc.):</p> <p>https://presidencyuniversity.linways.com</p> <p>https://onlinecourses.nptel.ac.in/noc24_ec01/preview</p> <p>https://www.incometax.gov.in/iec/foportal/</p>				
<p>Topics relevant to "SKILL DEVELOPMENT": This course is designed to provide practical financial skills through participative learning techniques. Students will engage in performing suitable calculations to determine financial parameters (e.g., time value of money, investment returns, tax liabilities) and analysing financial statements to assess organizational performance and make informed decisions.</p>				

Course Code: CSE2266	Course Title: Theory of Computation Type of Course: Theory Only	L- T-P- C	3	0	0	3
Version No.	2.0					
Course Pre-requisites	-					
Anti-requisites	NIL					
Course Description	The course deals with introduction of formal languages and the correspondence between language classes and the automata that recognize them. Topics include: Formal definitions of grammars and acceptors, Deterministic and Nondeterministic systems, Grammar ambiguity, finite state and push-down automata; normal forms; Turing machines and its relations with algorithms.					
Course Objective	The objective of the course is to familiarize the learners with the concepts of Theory of Computation as mentioned above and attain Skill Development through Problem Solving Methodologies.					
Course Outcomes	On successful completion of the course the students shall be able to: 1. Describe various components of Automata. (Knowledge) 2. Illustrate Finite Automata for the given Language. (Application) 3. Distinguish between Regular grammar and Context free grammar. (Comprehension) 4. Construct Push down Automata. (Application) 5. Construct Turing machine for a Language. (Application)					
Course Content:						
Module 1	Introduction to automata theory	Assignment	Problems on Strings and Language operations		6 classes	
Topics: Introduction to Automata Theory, Applications of Automata Theory, Alphabets, Strings, Languages & operations on languages, Representation of automata, Language recognizers, Finite State Machines (FSM): Deterministic FSM, Regular languages, Designing FSM, Nondeterministic FSMs						
Module 2	Finite Automata	Assignment	Assignment Problems on DFA, NFA's		12 Sessions	
Topics: Basic concepts of Finite automata, DFA- definitions of DFA, Deterministic Accepters Transition Graphs and Languages and DFA's, Regular Languages, NFA- Definition of a Nondeterministic Acceptor, Languages and NFA's Why Non- determinism? Equivalence of Deterministic and Nondeterministic Finite Accepters, Reduction of the Number of States in Finite Automata.						
Module 3	Regular Expressions & Context Free Grammar	Assignment	Problems on RE, CFG, PT, PL and Ambiguity		12 Sessions	

<p>Topics:</p> <p>Formal Definition of a Regular Expression, Languages Associated with Regular Expressions, Languages, Regular Languages (RL) and Non-regular Languages: Closure properties of RLs, to show some languages are not RLs, Closure Properties of Regular Context Free Grammars-Examples of Context-Free Languages, Leftmost and Rightmost Derivations, Derivation Trees, Relation Between Sentential Forms and Derivation Trees, Ambiguity in Grammars and Languages: Ambiguous Grammars, Removing Ambiguity, Chomsky Normal Form, Gribiche Normal Form.</p>				
Module 4	Push down Automata	Assignment	Problems on pushdown Automaton	08 Sessions
<p>Topics:</p> <p>Definition of a Pushdown Automaton, Language Accepted by a Pushdown Automaton, Acceptance by Final State, Acceptance by Empty Stack, From Empty Stack to Final State, From Final State to Empty Stack Equivalence of PDA's and CFG's: From Grammars to Pushdown Automata.</p>				
Module 5	Turing Machine	Assignment	Problems on Turing Machine	07 Sessions
<p>Topics:</p> <p>Definition of a Turing Machine, Turing Machines as Language Accepters, Example Languages to construct Turing machine, Turing Machines as Transducers, Halting Programming Techniques for Turing Machines</p>				
<p>Targeted Application & Tools that can be used:</p> <p>Targeted Application:</p> <ol style="list-style-type: none"> 1. Text Processing 2. Compilers 3. Text Editors 4. Robotics Applications 5. Artificial Intelligence <p>Tools:</p> <ol style="list-style-type: none"> 1. JFLAP (Java Formal Language and Automata Package) Software simulation tool. It's interactive educational software written in Java to experiment topics in automata theory. 2. Turing machine Online simulators. 				
<p>Text Book(s):</p> <ol style="list-style-type: none"> 1. Peter Linz, "An introduction to Formal Languages and Automata", Jones and Bartlett Publications 6th Ed, 2018. 				

Reference(s):

1. Aho, Ullman and Hopcroft, "Theory of Computation", Pearson India 3rd Edition 2008.
2. Michael Sipser, "Theory of Computation", Cengage India 3rd Ed, 2014.

E-Resources

NPTEL course – https://onlinecourses.nptel.ac.in/noc21_cs83/preview

Course Code: ISE2502	Course Title: Information Retrieval Type of Course: PCC - Theory	L- P- T- C	3	0	0	3
Version No.	1					
Course Pre-requisites	CSE2253					
Anti-requisites	NIL					
Course Description	The course studies the theory, design and implementation of Text- based information systems. The Information Retrieval core concepts of the course include statistical characteristics of text, representation of information needs and documents. Topics Include Several important retrieval models (Basic IR Models, Boolean Model, TF-IDF (Term Frequency/Inverse Document Frequency) Weighting, Vector Model, Probabilistic Model, Latent Semantic Indexing Model, Neural Network Model). Retrieval Evaluation, Retrieval Metrics, Text Classification and Clustering algorithms, Web Retrieval and Crawling. Recommender Systems: Basics of Content-based Recommender Systems, Content-based Filtering, Collaborative Filtering, Matrix factorization models and neighborhood models.					
Course Objective	The objective of the course is to familiarize the learners with the concepts of Information Retrieval and attain SKILL DEVELOPMENT through Participative Learning techniques					
Course Out Comes	On successful completion of the course the students shall be able to: CO1: Define basic concepts of information Retrieval. [Knowledge] CO2: Evaluate the effectiveness and efficiency of different information retrieval methods. [Application] CO3: Explain different indexing methodology requirements and the concept of web retrieval and crawling. [Comprehension] CO4: Classify different recommender system and its aspect. [Comprehension]					
Course Content:						
Module 1	Introduction to Information Retrieval	Assignment	Data collection	12 Sessions		
Information Retrieval – Early Developments – The IR Problem – The Users Task – Information versus Data Retrieval – The IR System – The Software Architecture of the IR System – The Retrieval and Ranking Processes						

Module 2	Modeling and Retrieval Evaluation	Assignment	Problem solving	12 Sessions
Basic IR Models – Boolean Model – TF-IDF (Term Frequency/Inverse Document Frequency) Weighting – Vector Model – Probabilistic Model – Latent Semantic Indexing Model – Neural Network Model – Retrieval Evaluation – Retrieval Metrics – Precision and Recall – Reference Collection – User-based Evaluation – Relevance Feedback and Query Expansion – Explicit Relevance Feedback.				
Module 3	Indexing & Web-Retrieval	Term paper/Assignment	Data analysis	12 Sessions
Indexing and Searching – Inverted Indexes – Sequential Searching – Multi-dimensional Indexing. The Web – Search Engine Architectures – Cluster based Architecture - Search Engine Ranking – Link based Ranking – Simple Ranking Functions, Evaluations — Search Engine Ranking – Applications of a Web Crawler.				
Module 4	Recommender System	Term paper/Assignment	Problem solving	9 Sessions
Recommender Systems Functions – Data and Knowledge Sources – Recommendation Techniques – Basics of Content-based Recommender Systems – High Level Architecture – Advantages and Drawbacks of Content-based Filtering – Collaborative Filtering – Matrix factorization models.				
Targeted Application & Tools that can be used:				
Information Retrieval System, Collaborative Filtering System, Feedback System, Evaluation Metrics				
Assignment:				
Group assignment, Quiz				
Text Book				
T1 Ricardo Baeza-Yates and Berthier Ribeiro-Neto, —"Modern Information Retrieval: The Concepts and Technology behind Search", Third Edition, ACM Press Books, 2018. Link: https://people.ischool.berkeley.edu/~hearst/irbook/				
T2 Ricci, F, Rokach, L. Shapira, B.Kantor, —"Recommender Systems Handbook", Fourth Edition, 2018.				
References				
R1 Stefan Buettcher, Charles L. A. Clarke and Gordon V. Cormack, —"Information Retrieval: Implementing and Evaluating Search Engines", The MIT Press, 2017.				
R2 Jian-Yun Nie Morgan & Claypool –" Cross-Language Information Retrieval", Publisher series 2011.				
R3 Stefan M. Rüger Morgan & Claypool – "Multimedia Information Retrieval", Publisher series 2014.				
R4 B. Liu, Springer, - "Web Data Mining: Exploring Hyperlinks, Contents, and Usage Data", Second Edition, 2013.				
R5 C. Manning, P. Raghavan, and H. Schütze, —"Introduction to Information Retrieval", Cambridge University Press, 2015. Link: https://nlp.stanford.edu/IR-book/				
Web Based Resources and E-books:				
https://puniversity.informaticsglobal.com/login				
Topics relevant to the development of SKILLS: Recommender Systems, Content-based Filtering,				

Collaborative Filtering, Matrix factorization models and neighborhood models for Skill Development through Participative Learning Techniques. This is attained through assessment component mentioned in course handout.

Course Code: ISE2500	Course Title: Software Testing and Quality Assurance Type of Course: Theory	L- T-P- C	3	0	0	3
-------------------------	--	-----------	---	---	---	---

Version No.	1.0			
Course Pre-requisites	CSE2271			
Anti-requisites	NIL			
Course Description	This course provides a comprehensive understanding of software testing strategies and quality assurance practices essential for delivering reliable and high-quality software products. Students will learn various testing techniques, software quality metrics, standards, and tools that support automation and continuous integration in the software development lifecycle.			
Course Objective	To understand the principles and practices of software testing. To introduce various levels and types of testing strategies. To equip students with knowledge of quality assurance methodologies and standards. To provide hands-on knowledge of software testing tools and frameworks.			
Course Outcomes	On successful completion of the course, students will be able to: Design and implement effective software test strategies. Analyze and evaluate testing coverage and effectiveness. Apply QA practices, including reviews, audits, and process assessments. Use automated testing tools for enhancing software reliability.			
Course Content:				
Module 1	Introduction to Software Testing	Assignment		[11] Sessions
Topics: Software Development Life Cycle (SDLC) and Testing Life Cycle (STLC), Testing objectives and principles, Test levels: Unit, Integration, System, Acceptance, Test types: Functional, Non-functional, Regression, Smoke, and Sanity testing, Software Defect life cycle.				
Module 2	Test Design and Execution Techniques	Assignment		[12] Sessions
Topics: Black-box and White-box testing, Equivalence class partitioning, Boundary value analysis, Decision table, State transition, and Use case-based testing, Code coverage, Path testing, Mutation testing, Test case design and test data preparation.				
Module 3	Software Quality Assurance (SQA)	Assignment		[11] Sessions
Topics:				

SQA fundamentals and importance, Reviews, Walkthroughs, and Audits, Quality metrics and defect prevention, Process models: CMMI, ISO 9001, Six Sigma, Software configuration management and version control.				
Module 4	Test Automation and Tools			[11] Sessions
<p>Topics:</p> <p>Automation Testing: Introduction and benefits, Selenium, JUnit, TestNG frameworks, Continuous Integration tools: Jenkins, GitLab CI/CD, Performance Testing using JMeter, Case studies and real-world QA practices.</p>				
<p>REFERENCE MATERIALS:</p> <p>TEXTBOOKS</p> <p>Ron Patton, Software Testing, 2nd Edition, Pearson Education, 2005.</p> <p>Paul Ammann and Jeff Offutt, Introduction to Software Testing, Cambridge University Press, 2nd Edition, 2016.</p> <p>REFERENCES</p> <p>Cem Kaner, Jack Falk, Hung Q. Nguyen, Testing Computer Software, Wiley, 2nd Edition, 1999.</p> <p>Glenford J. Myers, The Art of Software Testing, Wiley, 3rd Edition, 2011.</p> <p>Naresh Chauhan, Software Testing: Principles and Practices, Oxford University Press, 2010.</p> <p>Pressman & Maxim, Software Engineering: A Practitioner's Approach, McGraw-Hill, 8th Edition, 2014 – Selected Chapters.</p> <p>JOURNALS / MAGAZINES</p> <p>IEEE Transactions on Software Engineering https://ieeexplore.ieee.org/xpl/RecentIssue.jsp?punumber=32</p> <p>Software Quality Journal (Springer) https://www.springer.com/journal/11219</p> <p>ACM Transactions on Software Engineering and Methodology (TOSEM) https://dl.acm.org/journal/tosem</p> <p>SWAYAM / NPTEL / MOOCs</p> <p>NPTEL – Software Testing (IIT Kharagpur) https://nptel.ac.in/courses/106105150</p> <p>Coursera – Software Testing and Automation (University of Minnesota) https://www.coursera.org/learn/software-testing-automation</p>				

Udemy – Automated Software Testing with Python

<https://www.udemy.com/course/automated-software-testing-with-python/>

edX – Software Testing Fundamentals (TUM)

<https://www.edx.org/course/software-testing>

Course Code: ISE2501	Course Title: Software Testing and Quality Assurance Lab Type of Course: Laboratory	L- T-P- C	0	0	2	1
Version No.	1.0					
Course Pre-requisites	CSE2271					
Anti-requisites	NIL					
Course Description	This laboratory course offers hands-on practice in software testing techniques and tools to ensure software quality and reliability. Students will implement unit, integration, system, and regression tests, and gain experience with manual and automated testing tools. Emphasis is placed on testing strategies, test case development, defect tracking, and quality assurance practices.					
Course Objective	To provide practical knowledge of software testing life cycle and strategies To enable test design and execution using black-box and white-box techniques To introduce automated testing tools for functional and performance testing To develop defect tracking, reporting, and quality assurance processes					
Course Outcomes	Upon successful completion, students will be able to: Design effective test cases for different levels of testing Execute manual and automated test procedures Analyze software quality through metrics and reports Use software testing tools to automate and validate results					
List of Laboratory Tasks						

Lab 1: Introduction to Software Testing Tools

Objective: Understand basic tools and environment for testing

Task: Explore tools like JUnit, Selenium, Bugzilla

Activity: Set up testing environment for future labs

Lab 2: Requirement Analysis and Test Case Design

Objective: Design test cases from software requirements

Task: Derive test scenarios and test cases from a sample SRS

Activity: Document test cases in standard format

Lab 3: Black-Box Testing Techniques

Objective: Apply functional testing methods

Task: Perform equivalence partitioning and boundary value analysis

Activity: Design and execute test cases on login module

Lab 4: White-Box Testing Techniques

Objective: Explore code-based testing methods

Task: Perform statement and branch coverage testing

Activity: Generate test data for decision structures in Java/Python

Lab 5: Unit Testing with JUnit

Objective: Write and execute unit tests

Task: Create unit test cases using JUnit framework

Activity: Test Java functions and assert expected outputs

Lab 6: Integration Testing

Objective: Test interaction between modules

Task: Use stubs and drivers to simulate integration

Activity: Execute integration test cases on a student registration system

Lab 7: System and Acceptance Testing

Objective: Perform end-to-end testing

Task: Prepare test cases for system-level testing

Activity: Validate expected output on sample system software

Lab 8: Regression Testing

Objective: Validate unchanged functionality after changes

Task: Rerun previously passed test cases after updates

Activity: Identify regression defects and document reports

Lab 9: Automation with Selenium WebDriver

Objective: Automate web application testing

Task: Create scripts to test login and navigation

Activity: Validate elements and capture screenshots

Lab 10: Performance Testing using Apache JMeter

Objective: Simulate and evaluate system load

Task: Run load tests for concurrent users

Activity: Generate reports and interpret performance metrics

Lab 11: Bug Reporting using Bugzilla

Objective: Track software defects

Task: Report and manage bugs in Bugzilla

Activity: Update bug status and assign severity

Lab 12: Test Management using TestLink

Objective: Manage and document testing activities

Task: Organize test plans, cases, and execution

Activity: Report test coverage and result summaries

Lab 13: Code Coverage Analysis

Objective: Measure code coverage using tools

Task: Use tools like JaCoCo or Coverage.py

Activity: Analyze coverage reports and improve test suite

Lab 14: Software Quality Metrics Calculation

Objective: Compute quality assurance metrics

Task: Calculate defect density, defect leakage, test effectiveness

Activity: Analyze metrics for project quality reporting

Lab 15: Capstone Project – Test a Web Application

Objective: Apply full testing lifecycle

Task: Plan, design, execute, and report tests

Activity: Submit complete test documentation for the selected app

REFERENCE MATERIALS

TEXTBOOKS

Ron Patton, Software Testing, 2nd Edition, Pearson Education, 2005

Paul Ammann and Jeff Offutt, Introduction to Software Testing, Cambridge University Press, 2nd Edition, 2016

REFERENCE BOOKS

Glenford J. Myers, The Art of Software Testing, Wiley, 3rd Edition, 2011

Naresh Chauhan, Software Testing: Principles and Practices, Oxford University Press, 2010

Course Code: CSE2258	Course Title: Web Technologies Type of Course: Program Core Theory	L-T- P- C	3	0	0	3
Version No.	1.0					
Course Pre-requisites						
Anti-requisites	NIL					
Course Description	<p>This course highlights the comprehensive introduction to scripting languages that are used for creating web-based applications.</p> <p>The associated laboratory provides an opportunity to implement the concepts and enhance critical thinking and analytical skills.</p>					
Course Objective	<p>The objective of the course is to familiarize the learners with the concepts of Web Technology and attain Skill Development through Experiential Learning techniques.</p>					
Course Outcomes	<p>On successful completion of this course the students shall be able to:</p> <p>CO1: Implement web-based application using client-side scripting languages. (Apply)</p> <p>CO2: Apply various constructs to enhance the appearance of a website. (Apply)</p> <p>CO3: Apply server-side scripting languages to develop a web page linked to a database. (Apply)</p>					
Course Content:						
Module 1	Introduction to XHTML	Quizzes and Assignments	Quizzes on various features of XHTML, simple applications		20	Sessions

	Basics: Web, WWW, Web browsers, Web servers, Internet.				
	XHTML: Origins and Evolution of HTML and XHTML: Basic Syntax, Standard XHTML Document Structure, Basic Text Markup, Images, Hypertext Links, Lists, Tables, Forms, Frames, Syntactic Differences between HTML and XHTML, Demonstration of applications using XHTML for Responsive web pages.				
Module 2	Advanced CSS	Quizzes and assignments	Comprehension based Quizzes and assignments; Application of CSS in designing webpages		20 Sessions
	Advanced CSS: Layout, Normal Flow, Positioning Elements, Floating Elements, Constructing Multicolumn Layouts, Approaches to CSS Layout, Responsive Design, CSS Frameworks				
XML: Basics, Demonstration of applications using XML with XSLT.					
Module 3	PHP – Application Level	Quizzes and assignments	Application of PHP in web designing	20	Sessions
PHP: Introduction to server-side Development with PHP, Arrays, Superglobal Arrays, \$GET and \$ POST, \$_SERVER Array, \$_Files Array, Reading/Writing Files, PHP Classes and Objects, Object Oriented Design, Working with Databases, SQL, Database APIs, Managing a MySQL Database. Accessing MySQL in PHP, Applications.					
Targeted Application & Tools that can be used: Xampp web server to be used to demonstrate PHP.					
Project work/Assignment:					
Assignments are given after completion of each module which the student need to submit within the stipulated deadline.					
Textbook(s):					
Robert. W. Sebesta, "Programming the World Wide Web", Pearson Education, 9th Edition, 2016.					
2]Paul Deitel, Harvey Deitel, Abbey Deital,"Internet & World Wide Web How to Program", Fifth Edition, Pearson Education, 2021.					
3]CSS Notes for Professionals, ebook available at https://books.goalkicker.com/CSSBook/ (Retrieved on Jan. 20, 2022)					
4]Deitel, Deitel, Goldberg,"Internet & World Wide Web How to Program", Fifth Edition, Pearson Education, 2021.					

Reference Book(s):

R1. Randy Connolly, Ricardo Hoar,"Fundamentals of Web Development", Pearson Education India, 1st. Edition.2016.

R2. Jeffrey C. Jackson,"Web Technologies: A Computer Science Perspective", Pearson Education, 1st Edition,2016.

Additional web-based resources

W1. W3schools.com

W2. Developer.mozilla.org/en-US/docs/Learn

W3. docs.microsoft.com

W4. informit.com/articles/ The Relationship Between Web 2.0 and Social Networking

<https://presiuniv.knimbus.com/user#/home>

Topics related to development of “FOUNDATION”:

Web, WWW, Web browsers, Web servers, Internet.

CSS, PHP.

Designing the website for healthcare.

The objective of the course is to familiarize the learners with the concepts of Web Technology and attain Skill Development through Experiential Learning techniques.

Course Code: CSE2259	Course Title: Web Technologies Lab Type of Course: Program core lab course	L-T- P- C	0	0	2	1
Version No.		1.0				
Course Pre-requisites						
Anti-requisites		NIL				
Course Description		<p>This course highlights the comprehensive introduction to scripting languages that are used for creating web-based applications.</p> <p>The associated laboratory provides an opportunity to implement the concepts and enhance critical thinking and analytical skills.</p>				
Course Objective		<p>The objective of the course is to familiarize the learners with the concepts of Web Technology and attain Skill Development through Experiential Learning techniques.</p>				
Course Outcomes		<p>On successful completion of this course the students shall be able to:</p> <p>CO1: Implement web-based application using client-side scripting languages. (Apply)</p> <p>CO2: Apply various constructs to enhance the appearance of a website. (Apply)</p> <p>CO3: Apply server-side scripting languages to develop a web page linked to a database. (Apply)</p>				

List of Laboratory Tasks:

Experiment No. 1: Demonstration of XHTML features

Level 1: Demonstration of various XHTML Tags (Level 1)

Level 2: Design and develop static web pages for an online Book store (Level 2).

Experiment No. 2: Application of CSS in web designing

Level 1: Design a document using XHTML and CSS to create a catalog of items for online electronic shopping.

Level 2: Create and save XML document for students' information and display the same using cascaded style sheet.

Experiment No. 3: Application of PHP in web designing.

Level 1: Write a PHP program to read the personal information of a person such as first name, last name, age, permanent address, and pin code entered by the user into a table created in MySQL. Read the same information from the database and display it on the front end.

Level 2: Using PHP develop a web page that accepts book information such as ISBN number, title, authors, edition, and publisher and store information submitted through the web page in MySQL database.

Experiment No. 4: Building a website.

Build a website for organizing an International Conference. The conference website must be able to collect the author's details and upload a file.

Targeted Application & Tools that can be used: Xampp web server to be used to demonstrate PHP.

Project work/Assignment:

Assignments are given after completion of each module which the student need to submit within the stipulated deadline.

Textbook(s):

Robert. W. Sebesta, "Programming the World Wide Web", Pearson Education, 9th Edition, 2016.

2]Paul Deitel, Harvey Deitel, Abbey Deital,"Internet & World Wide Web How to Program", Fifth Edition, Pearson Education, 2021.

3]CSS Notes for Professionals, ebook available at <https://books.goalkicker.com/CSSBook/> (Retrieved on Jan. 20, 2022)

4]Deitel, Deitel, Goldberg,"Internet & World Wide Web How to Program", Fifth Edition, Pearson Education, 2021.

Reference Book(s):

R1. Randy Connolly, Ricardo Hoar,"Fundamentals of Web Development", Pearson Education India, 1st. Edition.2016.

R2. Jeffrey C. Jackson,"Web Technologies: A Computer Science Perspective", Pearson Education, 1st Edition,2016.

Additional web-based resources

W1. W3schools.com

W2. Developer.mozilla.org/en-US/docs/Learn

W3. docs.microsoft.com

W4. informit.com/articles/ The Relationship Between Web 2.0 and Social Networking

<https://presiuniv.knimbus.com/user#/home>

Topics related to development of "FOUNDATION":

Web, WWW, Web browsers, Web servers, Internet.

CSS, PHP.

Designing the website for healthcare.

Course Code:	Course Title: Operating Systems		3	0	0	3
CSE2269	Type of Course: Program Core and Theory Only	L-T- P- C				
Version No.	1.0					
Course Pre-requisites						
Anti-requisites	NIL					
Course Description	This course introduces the concepts of operating system operations, operating system structure and its design and implementation. It covers the classical operating systems internal algorithms such as process scheduling, synchronization, deadlocks detection and recovery and memory management. The course also enhances the problem solving, systems programming ability and case studies.					
Course Object	The objective of the course is to familiarize the learners with the concepts of Operating Systems and attain Employability through Problem Solving Methodologies.					
Course Out Comes	On successful completion of the course the students shall be able to: 1] Describe the fundamental concepts of operating Systems and case studies. [Knowledge] 2] Demonstrate various CPU scheduling algorithms. .[Application] 3] Apply various tools to handle synchronization problems.[Application] 4] Demonstrate deadlock detection and recovery methods [Application] 5] Illustrate various memory management techniques.[Application]					
Course Content:						
Module 1	Introduction to Operating System	Assignment	Programming			9 Hours
Topics: Introduction to OS , Operating-System Operations, Operating System Services, , System Calls and its types, Operating System Structure, System Program and its types, Linkers and Loaders,						

Overview of OS design and implementation, Open-source operating system				
Module 2	Process Management	Assignment/Case Study	Programming/Simulation	11 Hours
<p>Topics:</p> <p>Process Concept, Operations on Processes, Inter Process Communication, Communication in client-server systems (sockets, RPC, Pipes), Introduction to threads - Multithreading Models, Thread Libraries, Threading Issues, Process Scheduling– Basic concepts, Scheduling Criteria, Scheduling Algorithms: FCFS, SJF, SRTF, RR and Priority.</p>				
Module 3	Process Synchronization and Deadlocks	Assignment	Programming	11 Hours
<p>Topics:</p> <p>The Critical-Section Problem- Peterson’s Solution, Synchronization hardware, Semaphores, Classic Problems of Synchronization with Semaphore Solution- Producer-Consumer Problem, Reader-Writer problems, Dining Philosopher’s Problem, . Introduction to Deadlocks, Necessary conditions for deadlock, Resource allocation Graph, Methods for handling deadlock: Deadlock Prevention and Implementation, Deadlock Avoidance and Implementation, Deadlock detection & Recovery from Deadlock.</p>				
Module 4	Memory Management	Assignment	Programming/Simulation	10 Hours
<p>Topics:</p> <p>Introduction to Memory Management, Basic hardware-Base and Limit Registers, Memory Management Unit(MMU), Dynamic loading and linking, Swapping, Contiguous and Non-Contiguous Memory Allocation, Segmentation, Paging - Structure of the Page Table – Virtual Memory and Demand Paging – Page Faults and Page Replacement Algorithms, Copy-on-write, Allocation of Frames, Thrashing</p> <p>Introduction to File system management: File System Interface (access methods, directory structures), File system implementation.</p>				
<p>Targeted Application:</p> <p>Application area is traffic management system, banking system, health care and many more systems where in there are resources and entities that use and manage the resources.</p>				

<p>Software Tools:</p> <p>Oracle Virtual Box/VMWare Virtualization software [Virtual Machine Managers]. Used to install and work on multiple guest Operating Systems on top of a host OS.</p> <p>Intel Processor identification utility: This software is used to explain about multi-core processors. It helps to identify the specifications of your Intel processor, like no of cores, Chipset information, technologies supported by the processor etc.</p>
Project work/Assignment
<p>Demonstrate process concepts in LINUX OS.</p> <p>Simulation of CPU scheduling algorithms.</p> <p>Develop program to demonstrate use of Semaphores in threads.</p> <p>Develop program to demonstrate use of deadlock avoidance algorithms.</p> <p>Develop program to demonstrate use of page replacement algorithms.</p> <p>Simulation of memory allocation strategies [first fit, best fit and worst fit].</p>
<p>Text Book</p> <p>Silberschatz A, Galvin P B and Gagne G , “Silberschatz's Operating System Concepts”, Paperback, Global Edition Wiley, 2019</p>
<p>References</p> <p>Silberschatz A, Galvin P B and Gagne G, “Operating System Concepts”, 10th edition Wiley, 2018.</p> <p>William Stallings, “Operating Systems”,Ninth Edition, By Pearson Paperback ,1 March 2018.</p> <p>Sundaram RMD, Shriram K V, Abhishek S N, B Chella Prabha, “ Cracking the Operating System skills”, Dreamtech, paperback, 2020</p> <p>Remzi H. Arpaci-Dusseau Andrea C. Arpaci-dusseau , “Operating Systems: Three Easy Pieces, Amazon digital Services”, September 2018.</p> <p>E-resources/Weblinks</p> <p>https://www.os-book.com/OS9/</p> <p>https://pages.cs.wisc.edu/~remzi/OSTEP/</p> <p>https://codex.cs.yale.edu/avi/os-book/OS10/index.html</p>

Course Code: CSE2270	Course Title: Operating Systems Lab Type of Course: Lab Only	L-T- P- C	0	0	2	1
Version No.	1.0					
Course Pre-requisites	NIL					
Anti-requisites	NIL					
Course Description	This laboratory course provides hands-on experience with the core concepts of operating systems through practical assignments, simulations, and case studies. It covers foundational aspects such as system calls, process and thread management, inter-process communication, synchronization, deadlocks, memory management, and file systems. Students will implement and simulate real-time OS components and scheduling algorithms, fostering deeper understanding of OS architecture and design. The lab also introduces modern OS tools, programming interfaces, and the basics of open-source OS environments.					
Course Object	The objective of the course is to familiarize the learners with the concepts of Operating Systems and attain Employability through Problem Solving Methodologies.					
Course Out Comes	<p>On successful completion of the course the students shall be able to:</p> <p>1] Demonstrate system-level programming using system calls and OS structures. [Apply]</p> <p>2] Simulate process scheduling and multithreading techniques. [Apply]</p> <p>3] Apply various tools to handle synchronization problems using semaphores and shared memory. [Apply]</p> <p>4] Demonstrate memory management and file system concepts using simulation or scripting. [Apply]</p>					
Course Content:						

Targeted Application:

Application area is traffic management system, banking system, health care and many more systems where in there are resources and entities that use and manage the resources.

Software Tools:

Oracle Virtual Box/VMWare Virtualization software [Virtual Machine Managers]. Used to install and work on multiple guest Operating systems on top of a host OS.

Intel Processor identification utility: This software is used to explain about multi-core processors. It helps to identify the specifications of your Intel processor, like no of cores, Chipset information, technologies supported by the processor etc.

List of Laboratory Tasks:

Lab sheet -1

L1: Write a program to demonstrate the use of fork() and exec() system calls in process creation.

L2: A system has limited memory and high-priority real-time processes. Design a scheduling algorithm that ensures responsiveness while preventing starvation.

Lab sheet -2

L1: Implement First-Come-First-Serve (FCFS) process scheduling using C or Python.

L2: You are designing a server that handles thousands of client connections. Compare multithreading and multiprocessing for this task and implement a basic server model.

Lab sheet -3

L1: Implement Round Robin Scheduling with a fixed time quantum.

L2: In a banking system, concurrent access to accounts leads to data corruption. Design a synchronization solution to avoid race conditions.

Lab sheet -4

L1: Write a program to create threads using Pthreads or Python's threading module.

L2: You're tasked with building a file access tracker in an OS. Implement a system to log file access patterns and identify frequent accesses.

Lab sheet -5

L1: Demonstrate inter-process communication (IPC) using pipes.

L2: A simulation tool needs to emulate process suspension and resumption. Design and implement such a mechanism using signals or condition variables.

Lab sheet -6

L1: Simulate the Producer-Consumer problem using semaphores.

L2: You're developing a system where sensor devices (producers) generate temperature readings, and data processors (consumers) store and process these readings. To prevent race conditions and ensure buffer safety, implement a synchronization mechanism using semaphores.

Lab sheet -7

L1: Implement Dining Philosophers Problem using threads and synchronization.

L2: In a multi-threaded cafeteria simulation, five philosophers sit around a circular table, each alternating between thinking and eating. To eat, a philosopher must hold two forks (represented by shared resources). Your task is to avoid deadlock and ensure no philosopher starves using thread synchronization techniques.

Lab sheet -8

L1: Write a program to simulate First Fit, Best Fit, and Worst Fit memory allocation strategies.

L2: A system with limited memory blocks needs to allocate memory to processes arriving with various size requests. Your task is to implement three classic memory allocation strategies—First Fit, Best Fit, and Worst Fit—to allocate memory to each process efficiently. Simulate and compare how memory gets allocated in each strateg

Lab sheet -9

L1: Demonstrate paging using a simple page table simulation.

L2: A program has a logical address space divided into pages. The system's memory is divided into equal-sized frames. When a program executes, its pages are loaded into available frames in main memory. Simulate the address translation process using a page table and demonstrate how a logical

address is converted to a physical address.

Lab sheet -10

L1: Write a program to simulate page replacement algorithms like FIFO and LRU.

L2: In a virtual memory system, a process accesses pages in a specific order. The memory can only hold a limited number of pages (frames). When a page is needed and the memory is full, a page replacement algorithm is used to decide which page to evict. Simulate and compare FIFO and LRU algorithms for a given page reference string.

Lab sheet -11

L1: Simulate file directory structure (single level/two level).

L2: A university campus computer lab has limited memory space available for each student login session. When students open files or run programs, memory pages are loaded into available memory frames. Due to the limited number of frames, some pages must be replaced when new ones are needed. The lab system uses page replacement algorithms to decide which pages to evict when memory is full..

Lab sheet -12

L1: Write a shell script to demonstrate file handling commands in Linux.

L2: Design a command-line mini shell that can run background and foreground processes and handle basic built-in commands like cd, pwd, exit.

Project work/Assignment

Demonstrate process concepts in LINUX OS.

Simulation of CPU scheduling algorithms.

Develop program to demonstrate use of Semaphores in threads.

Develop program to demonstrate use of deadlock avoidance algorithms.

Develop program to demonstrate use of page replacement algorithms.

Simulation of memory allocation strategies [first fit, best fit and worst fit].

Text Book
Silberschatz A, Galvin P B and Gagne G , “Silberschatz's Operating System Concepts”, Paperback, Global Edition Wiley, 2019
References
Silberschatz A, Galvin P B and Gagne G , “Operating System Concepts”, 10th edition Wiley, 2018.
William Stallings, “Operating Systems”, Ninth Edition, By Pearson Paperback , 1 March 2018.
Sundaram RMD, Shriram K V, Abhishek S N, B Chella Prabha, “ Cracking the Operating System skills”, Dreamtech, paperback, 2020
Remzi H. Arpaci-Dusseau Andrea C. Arpaci-dusseau , “Operating Systems: Three Easy Pieces, Amazon digital Services”, September 2018.
E-resources/Weblinks
https://www.os-book.com/OS9/
https://pages.cs.wisc.edu/~remzi/OSTEP/
https://codex.cs.yale.edu/avi/os-book/OS10/index.html

Course Code: CSE7000	Course Title: Internship Type of Course:	L- T-P- C	-	-	-	2
Version No.	1.0					
Course Pre- requisites	Knowledge and Skills related to all the courses studied in previous semesters.					
Anti-requisites	NIL					
Course Description	Students observe science and technology in action, develop an awareness of the method of scientific experimentation, and often get an opportunity to see, study and operate sophisticated and costly equipment. They also learn about the implementation of the principles of management they have learnt in class, when they observe multidisciplinary teams of experts from engineering, science, economics, operations research, and management deal with techno-economic problems at the micro and macro levels. Finally, it enables them to develop and					

Course Code: APT4006	Course Title: Logical and Critical Thinking	L- T-P- C	0	0	2	0
-------------------------	---	-----------	---	---	---	---

	refine their language, communication and inter-personal skills, both by its very nature, and by the various evaluation components, such as seminar, group discussion, project report preparation, etc. The broad-based core education, strong in mathematics and science and rich in analytical tools, provides the foundation necessary for the student to understand properly the nature of real-life problems.
Course Objectives	The objective of the course is to familiarize the learners with the concepts of Professional Practice and attain Employability Skills through Experiential Learning techniques.
Course Outcomes	<p>On successful completion of this course the students shall be able to:</p> <p>Identify the engineering problems related to local, regional, national or global needs. (Understand)</p> <p>Apply appropriate techniques or modern tools for solving the intended problem. (Apply)</p> <p>Design the experiments as per the standards and specifications. (Analyze)</p> <p>Interpret the events and results for meaningful conclusions. (Evaluate)</p>

	Type of Course: Audited					
Version No.	1.0					
Course Pre-requisites	Students should have the basic concepts of Logical reasoning and Critical thinking, along with its applications in real life problems.					
Anti-requisites	Nil					
Course Description	This is a skill-based training program for the engineering students (Undergraduate). This course is designed to enable the students to enhance their skills in Logical reasoning and Critical thinking.					
Course Objective	The objective of the course is to familiarize the learners with concepts in in Logical reasoning and Critical thinking through problem solving techniques suitable for their career development.					
Course Outcomes	On successful completion of the course the students shall be able to:					
	CO1] Understand all the concepts.					
	CO2] Apply the concepts in problem solving (Bloom’s taxonomy Level 3)					
	CO3] Analyze and structure the reasoning techniques and spatial visualization skills					
Course Content:						
Module 1	Logical Thinking	Assignment				16 Hours
	Topics:					
	Syllogisms, Cubes and Dices, Mirror and Water images, Paper cutting and Folding, Embedded figures & Completion of figures, Data Interpretation, Data sufficiency					
Module 2	Critical Thinking	Assignment				14 Hours
	Topics:					
	Analogy, Symbol and Notations, Statement and assumption, Cause of action, Statement and conclusion, Puzzles					
	Targeted Application & Tools that can be used:					
	Application area: Placement activities and Competitive examinations.					

	Tools: LMS
Evaluation	Continuous Evaluation
	· Topic wise evaluation
	· Internal Assessments
	Text Book
	1. A new approach to reasoning verbal, non-verbal & analytical by BS Sijwali
	2. R S Aggarwal
	3. Kiran publications
	References
	1. www.indiabix.com
	2. www.testbook.com
	3. www.youtube.com/c/TheAptitudeGuy/videos
	Topics relevant to Skill Development Logical reasoning and Critical thinking for Skill Development through Problem solving Techniques. This is attained through assessment component mentioned in course handout.

Course Code: CSE2502	Course Title: Cryptography and Network Security Type of Course: Theory	L- T-P- C	3	0	0	3
Version No.	2.0					
Course Pre-requisites						

Anti-requisites	NIL			
Course Description	The Course deals with the principles and practice of cryptography and network security, focusing in particular on the security aspects of the web and Internet			
Course Objective	The objective of the course is to familiarize the learners with the concepts of Cryptography and Network Security above and attain Skill Development through Problem Solving methodologies.			
Course Outcomes	<p>On successful completion of this course the students shall be able to:</p> <ol style="list-style-type: none"> 1. Describe the basic concept of Cryptography 2. Classify different types of Cryptographic Algorithms 3. Solve Mathematical problems required for Cryptography 4. Illustrate Network Security concepts 			
Course Content:				
Module 1	Introduction to Cryptography	Assignment	Recognize the techniques	7 Sessions
Introduction to Cryptography, Model of Network Security, OSI Security architecture, Security Attacks: active attacks, passive attacks, services: Authentication, Access Control, Data Confidentiality, Data Integrity, Nonrepudiation, Substitution Ciphers : Play-fair and Hill Cipher, Vigenere cipher, Introduction to Block Cipher and Stream Cipher, Feistel Structure, ECB modes of block cipher.				
Module 2	Symmetric Encryption Algorithm	Assignment	Analysis of solutions	9 Sessions
Overview of Public Key Cryptography, RSA, Diffie-Helman Key exchange, Man in the middle attack, Cryptographic Hash functions, Secure Hash Algorithm, Message Authentication Codes – HMAC, Digital Signature, El-gamal Encryption, Elliptic curve cryptography overview.				
Module 3	Public Key Cryptography	Assignments	Analysis of solutions	9 Sessions
Overview of Public Key Cryptography, RSA, Diffie-Helman Key exchange, Man in the middle attack, Cryptographic Hash functions, Secure Hash Algorithm, Message Authentication Codes – HMAC, Digital Signature, El-gamal Encryption, Elliptic curve cryptography overview				
Module 4	Network Security	Assignment	Analysis of solutions	05 Sessions

<p>Topics:</p> <p>Network Security fundamentals, Network Security applications: Authentication: Kerberos, PKI, Network Security applications: e-mail security: PGP, MIME, Network Security applications: IP Security: IPSec architecture, Network Security applications: DNS Security.</p>
<p>Targeted Application & Tools that can be used:</p> <p>Students get the knowledge about cryptography techniques followed, the algorithms used for encryption and decryptions & the techniques for authentication and confidentiality of messages.</p>
<p>Text Book(s):</p> <p>T1 William Stallings, "Cryptography and Network Security - Principles and Practices", 7th Edition, Pearson publication, ISBN: 978-93-325-8522-5, 2017</p>
<p>Reference(s):</p> <p>R1 Bruce Schneier, "Applied Cryptography – Protocols, Algorithms and Source code in C", Second Edition, Wiley Publication, ISBN: 978-81-265-1368-0, 2017</p> <p>R2 Cryptography and Network Security, Express Learning, ITL Education Solution Limited.</p> <p>R3 e-pg pathshala UGC lecture series</p> <p>Web references: https://puniversity.informaticsglobal.com:2229/login.aspx?direct=true&db=nlebk&AN=2233842&site=ehost-live https://nptel.ac.in/courses/106105031.</p>

Topics relevant to “Skill Development”: Topics relevant to “Skill Development”:

1. Play-fair and Hill Cipher
2. Euclidean and Extended Euclidean Algorithm
3. Secure Hash Algorithm
4. Diffie-Helman Key exchange
5. Totient Function.
6. Fermat’s little theorem

Course Code: ISE2503	Course Title: Information Theory and Coding					
	Type of Course: PCC - Theory	L-P-C	3	0	0	3
Version No.	1.1					
Course Pre-requisites	NIL					
Anti-requisites	NIL					
Course Description	<p>Information Theory is the science for measuring, preserving, transmitting, and estimating information in random data. It was initially proposed by Shannon as a mathematical theory of communication more than five decades ago. It provides the fundamental limits of performance for transmission of messages generated by a random source over a noisy communication channel. On the one hand, Information Theory has been the driving force behind the revolution in digital communication and has led to various practical data compression and error correcting codes that meet the fundamental theoretical limits of performance. On the other hand, over the years, techniques and concepts from Information Theory have found applications well beyond communication theory. In this course, we will introduce the basic notions and results of Information Theory, keeping in mind both its fundamental role in communication theory and its varied applications beyond communication theory. This course, and the follow-up advanced courses to be offered in the</p>					

	future, will be of interest to students from various backgrounds.	
Course Objective	The objective of the course is to familiarize the learners with the concepts of Information Theory and Coding and attain Employability through Problem Solving Methodologies.	
Course Out Comes	<p>On successful completion of the course the students shall be able to:</p> <p>Calculate the entropy of Zero memory; Analyze Markov sources and Apply the properties of Entropy for a given source statistic.</p> <p>For the given source message, Determine the code words and Calculate coding efficiency using Shannon, Shannon-Fano, Huffman and Arithmetic coding algorithm for memoryless sources given the source statistics and LZ algorithm for sources with memory.</p> <p>Determine and Analyze the channel entropies, mutual information and the channel capacities for Discrete Memoryless Channels for the given channel diagram or channel matrix and to Discuss Shannon Hartley Law and Shannon's limit.</p> <p>For the given (n, k) Linear Block Codes and Binary Cyclic Codes Determine the code words, syndrome, error detecting & correcting capability of the code and the corrected received vector; Design a single error correcting Linear Block Code for the given message length.</p> <p>Evaluate the code words for a given (n, k, m) convolution encoder and Use Sequential search and Viterbi algorithm to decode the information from the given received vector and Discuss BCH, RS, Golay, shortened cyclic, burst error correcting, Burst and Random error correcting codes and Turbo codes.</p>	
Course Content:		
Module 1	Information Theory	12 Sessions

<p>Topics:</p> <p>Introduction, Measure of information, Average information content (entropy) of symbols in long independent sequences, Information rate, Properties of entropy, Extension of discrete memory less (zero-memory) sources, Average information content (entropy) of symbols in long dependent sequences, Mark off statistical model for information source, Entropy and information rate of Mark off sources.</p>		
Module 2	Source Coding	12 Sessions
<p>Topics:</p> <p>Properties of codes- Block codes, on-singular codes, Uniquely decodable codes. Instantaneous codes and Optimal codes, Prefix of a code, Test for instantaneous property, Construction of Instantaneous code, Decision tree, Kraft's inequality, Source coding theorem (Shannon's Noiseless coding theorem), Shannon's encoding algorithm, Shannon Fano Algorithm, Huffman minimum redundancy code (binary, ternary and quaternary), Code efficiency and redundancy, Extended Huffman Coding, Arithmetic Codes, Lempel – Ziv Algorithm.</p>		
Module 3	Channels and Mutual Information	12 Sessions
<p>Topics:</p> <p>Introduction, Discrete communication channels, Representation of a channel, Probability relations- Apriori, Posteriori entropy, Equivocation, Mutual information, Properties, Rate of information transmission over a discrete channel, Capacity of a discrete memoryless channel, Shannon's theorem on channel capacity (Shannon's second theorem), Special channels- Symmetric, Binary symmetric, Binary erasure, Noiseless, Deterministic and cascaded channels, Estimation of channel capacity by Muroga's method, Continuous channels, Shannon-Hartley theorem and its implications, Shannon's limit, Rate Distortion Theory.</p>		
Module 4	Linear Block Codes	9 Sessions
<p>Topics:</p> <p>Introduction to Fields and Vector Spaces, Types of errors, Examples, Methods of controlling errors, Types of codes, Linear Block Codes- Matrix description, Encoding circuit, Syndrome and error detection, Syndrome circuit, hamming weight, hamming distance, Minimum distance of a block code error detection and correction capabilities of a linear block code, Single error-correcting Hamming codes, Table lookup decoding using standard array, General decoder for a linear block code. Binary cyclic codes: Algebraic structures of cyclic codes, Encoding using (n-k) bit shift register, Syndrome calculation.</p>		

Text Book
T1- K. Sam Shanmugham, "Digital and Analog Communication Systems", John Wiley Publications, 1996.
T2- Simon Haykin, "Digital Communications", John Wiley Publications, 2003.
T3-. Shu Lin, Daniel J. Costello, "Error Control Coding", Pearson / Prentice Hall, 2nd Edition, 2004.
References
R1-Muralidhar Kulkarni and K. S. Shivaprakash, "Information Theory and Coding", Wiley (India), 2015.
R2-Glover and Grant, "Digital Communications", Pearson 2nd Edition, 2008.
R3-Abramson, "Information Theory & Coding", McGraw-Hill, 1963.
Weblinks: pu.informatics.global .
Topics relevant to development of "EMPLOYABILITY SKILL": Algebraic structures of cyclic codes, Encoding using (n-k) bit shift register, Syndrome calculation, for developing Employability Skills through Problem Solving Techniques. This is attained through assessment component mentioned in course handout.

Course Code: ISE2504	Course Title: Image Processing and Computer Vision Type of Course: Discipline Elective - Theory	L- T-P- C	3	0	0	3
Version No.	1.0					
Course Pre-requisites	CSE2264					
Anti-requisites	NIL					
Course Description	This course provides an introduction to the fundamental principles and techniques of digital image processing and computer vision. It emphasizes both theoretical foundations and practical applications including image enhancement, segmentation, feature extraction, object detection, and recognition, preparing students for real-world computer vision challenges in areas like robotics, medical imaging, and autonomous systems.					

Course Objective	To understand the fundamentals of digital images and image processing techniques. To explore computer vision algorithms for object detection, tracking, and classification. To implement practical solutions using modern image processing libraries and tools. To apply image and video analytics for real-time intelligent systems.			
Course Outcomes	On successful completion of the course, students will be able to: Apply image enhancement and transformation techniques. Analyze and segment images using appropriate algorithms. Extract, match, and classify features from image data. Implement computer vision models for detection, tracking, and recognition.			
Course Content:				
Module 1	Fundamentals of Digital Image Processing	Assignment		[8] Sessions
Topics: Image formation and perception, ampling, quantization, and pixel relationships, Intensity transformations and histogram processing, Spatial filtering: smoothing and sharpening, Frequency domain processing using Fourier transforms.				
Module 2	Image Segmentation and Morphological Processing	Assignment		[7] Sessions
Topics: Thresholding, region growing, and watershed algorithms, Edge detection: Sobel, Prewitt, Canny, Morphological operations: dilation, erosion, opening, closing, Connected components labelling, Segmentation evaluation techniques.				
Module 3	Feature Extraction and Matching	Assignment		[7] Sessions
Topics: Texture and color features, Corner and blob detection: Harris, FAST, DoG, SIFT, SURF, Feature descriptors and matching (BRIEF, ORB, FLANN), Hough transform for lines, circles, Motion detection and optical flow.				

Module 4	Object Detection, Recognition, and Vision Applications	Assignment		[8] Sessions
<p>Topics:</p> <p>Object detection using Haar cascades and HOG, Face detection and facial recognition, Deep learning in vision: CNNs and YOLO, Video surveillance and real-time tracking, Applications: Medical imaging, AR/VR, Robotics, Self-driving vehicles.</p>				
<p>REFERENCE MATERIALS</p> <p>TEXTBOOKS</p> <p>Rafael C. Gonzalez and Richard E. Woods, Digital Image Processing, 4th Edition, Pearson Education, 2018.</p> <p>Richard Szeliski, Computer Vision: Algorithms and Applications, Springer, 2nd Edition, 2022. https://szeliski.org/Book/</p> <hr/> <p>REFERENCE BOOKS</p> <p>Sonka, Hlavac, and Boyle, Image Processing, Analysis, and Machine Vision, Cengage Learning, 4th Edition, 2014.</p> <p>Mark Nixon and Alberto Aguado, Feature Extraction and Image Processing for Computer Vision, Academic Press, 3rd Edition, 2012.</p> <p>Adrian Rosebrock, Practical Python and OpenCV, PyImageSearch Press, 2016.</p> <p>Gary Bradski and Adrian Kaehler, Learning OpenCV: Computer Vision with the OpenCV Library, O'Reilly Media, 2nd Edition, 2016.</p> <hr/> <p>JOURNALS / MAGAZINES</p> <p>IEEE Transactions on Pattern Analysis and Machine Intelligence (TPAMI) https://ieeexplore.ieee.org/xpl/RecentIssue.jsp?punumber=34</p> <p>Computer Vision and Image Understanding (Elsevier) https://www.sciencedirect.com/journal/computer-vision-and-image-understanding</p> <p>International Journal of Computer Vision (Springer) https://www.springer.com/journal/11263</p> <hr/> <p>SWAYAM / NPTEL / MOOCs</p>				

NPTEL – Computer Vision (IIT Hyderabad) – Prof. P.J. Narayanan

<https://nptel.ac.in/courses/106106210>

Coursera – Introduction to Computer Vision (Georgia Tech)

<https://www.coursera.org/learn/computer-vision-basics>

edX – Fundamentals of Digital Image and Video Processing (Northwestern University)

<https://www.edx.org/course/digital-image-and-video-processing>

Udacity – Intro to Computer Vision with OpenCV and Python

<https://www.udacity.com/course/introduction-to-computer-vision--ud810>

Course Code: ISE2505	Course Title: Image Processing and Computer Vision Lab Type of Course: Discipline Elective - Laboratory	L- T-P- C	0	0	2	1
Version No.	1.0					
Course Pre-requisites	CSE2264					
Anti-requisites	NIL					
Course Description	This lab course provides hands-on experience in the foundational techniques and applications of digital image processing and computer vision. Students will gain practical skills in reading, manipulating, and analyzing images using Python, OpenCV, and deep learning frameworks to solve real-world visual tasks.					
Course Objective	To provide practical exposure to image acquisition, processing, and enhancement To understand and implement key computer vision algorithms To apply feature extraction, segmentation, and classification techniques					

	To develop small-scale vision-based applications using Python and OpenCV
Course Outcomes	<p>Upon successful completion, students will be able to:</p> <p>Apply image transformation and enhancement operations</p> <p>Implement segmentation and object detection techniques</p> <p>Extract and match visual features from images</p> <p>Build vision-based projects using OpenCV and CNN models</p>
<p>List of Laboratory Tasks</p> <p>Lab 1: Read and Display Images using OpenCV Objective: Load and visualize images using OpenCV Task: Read image files and convert between color spaces Activity: Display images in grayscale, RGB, and HSV formats</p> <hr/> <p>Lab 2: Image Enhancement Techniques Objective: Apply contrast and brightness enhancement Task: Use histogram equalization and contrast stretching Activity: Compare results on different image datasets</p> <hr/> <p>Lab 3: Perform Image Filtering and Smoothing Objective: Reduce noise using filters Task: Apply Gaussian, median, and bilateral filters Activity: Observe effects of different kernels on noisy images</p> <hr/> <p>Lab 4: Edge Detection Techniques Objective: Detect edges using gradient-based methods Task: Use Sobel, Prewitt, and Canny edge detectors Activity: Tune thresholds and visualize edge maps</p> <hr/> <p>Lab 5: Geometric Transformations of Images Objective: Apply image transformation techniques Task: Perform translation, rotation, scaling, and affine transformations</p>	

Activity: Warp an image using transformation matrices

Lab 6: Image Thresholding and Binarization

Objective: Segment images using intensity values

Task: Apply global, adaptive, and Otsu's thresholding

Activity: Visualize segmentation results and contours

Lab 7: Morphological Operations

Objective: Use structuring elements for shape-based processing

Task: Apply dilation, erosion, opening, and closing

Activity: Clean up binary images using morphological filters

Lab 8: Color-based Object Detection

Objective: Segment objects based on color

Task: Use HSV color space for object detection

Activity: Detect colored objects (e.g., red ball) in real-time

Lab 9: Feature Detection using SIFT and ORB

Objective: Extract and match image features

Task: Use SIFT and ORB for keypoint detection

Activity: Match features between two images and draw correspondences

Lab 10: Object Tracking in Videos

Objective: Track moving objects in video streams

Task: Implement object tracking using meanshift or CSRT

Activity: Track objects with bounding boxes in webcam input

Lab 11: Face Detection using Haar Cascades

Objective: Detect faces in images and videos

Task: Load pre-trained Haar classifiers

Activity: Draw bounding boxes around detected faces

Lab 12: Image Classification using Pre-trained CNNs

Objective: Classify images using deep learning

Task: Use MobileNet, VGG, or ResNet for classification

Activity: Load and predict labels for input images

Lab 13: Implement Background Subtraction

Objective: Separate foreground from background in video

Task: Use frame differencing or background subtraction algorithms

Activity: Detect motion and isolate moving objects

Lab 14: Create an Image Stitching Pipeline

Objective: Stitch overlapping images into panoramas

Task: Detect and match features, compute homography

Activity: Combine images to form a wide-view panorama

Lab 15: Mini Project – Build a Real-Time Computer Vision Application

Objective: Apply techniques learned to solve a real-world problem

Task: Choose a task (e.g., face mask detection, barcode scanner)

Activity: Develop and present the complete working prototype

REFERENCE MATERIALS

TEXTBOOKS

Rafael C. Gonzalez, Richard E. Woods, Digital Image Processing, 4th Edition, Pearson Education, 2018

Richard Szeliski, Computer Vision: Algorithms and Applications, Springer, 2022

 <https://szeliski.org/Book/>

REFERENCE BOOKS

Sonka, Hlavac, and Boyle, Image Processing, Analysis, and Machine Vision, Cengage Learning, 2014

Adrian Rosebrock, Practical Python and OpenCV, PyImageSearch Press

Gary Bradski & Adrian Kaehler, Learning OpenCV, O'Reilly, 2nd Edition, 2016

Course Code: CSE2274	Course Title: Competitive Programming and Problem Solving Type of Course: Program Core	L-T-P-C	0	0	4	2
Version No.	1.0					
Course Pre-requisites	NIL					
Anti-requisites	NIL					
Course Description	The Competitive Programming and Problem Solving course equips students with efficient problem-solving skills for coding competitions and real-world challenges. Starting with brute-force solutions, students learn to optimize time and space complexity using advanced techniques like dynamic programming, greedy algorithms, and backtracking. Hands-on practice on platforms like CodeChef and Codeforces helps tackle problems involving number theory, data structures, and algorithmic paradigms. By understanding CP constraints and fostering a strategic mindset, students gain the confidence to excel in competitions, technical interviews, and practical applications.					
Course Out Comes	On successful completion of the course the students shall be able to: CO1 : Understanding the issues of online platforms and Competitive Programming (CP) and developing brute force coding for commonly asked CP problems. CO2 : Analyzing the space and time complexity of brute force solutions and designing efficient solutions. CO3 : Evaluating the applicability of suitable algorithmic approaches to solve relevant CP problems. CO4: Creating efficient solutions of CP problems using the learnt algorithmic approaches.					
Course Objective	The objective of the course is to familiarize the learners with the concepts of Competitive Programming and Problem Solving and attain Skill Development through Experiential Learning techniques.					
Module 1: Introduction to Competitive Programming Overview of Efficient Coding for Problem Solving and CP: Introduction to competitive programming (CP); revisit of complexity analysis; introduction to online platforms such as codechef, codeforces etc and online submission; constraints during CP, online testing process and common errors such as TLE; use of STL Module 2: Number Theory for Problem-Solving						

Use of Number Theory for problem-solving: reducing time/space complexity of brute force coding solution of Sieve Method, Inverse Module, Euclidian Method of factorization; efficient coding for Permutation Combination; XORing based and pattern-based solutions.

Module 3: Optimizing Time & Space Using Sequential Storage

Coding for Optimizing time and Space using Sequential Storage: two pointer approach; problem-solving using arrays and strings such as rotation on sorted arrays, duplicate removal, string matching algorithms; Kadane's algo, stacks, priority-queues and hashing based efficient coding; median based problems and alternate solutions.

Module 4: Non-Linear Data Structures

Applying Non-Linear Data Structures for real-life problems: design of efficient solutions for problems such as finding loops in a linked list, memory efficient DLL, block reversal in LL; problem solving using trees and binary trees, Catalan numbers, applications of graphs, spanning tree and path algos for CP problems with reduced time/space complexity.

Module 5: Problem Solving using Advanced Topics

CP Problem Solving using Advanced Topics: concept of disjoint sets and their efficient representation, algorithmic approaches such as Greedy, Backtracking, Dynamic Programming and applying them for CP problems using bottom-up dynamic programming.

List of Laboratory Tasks:

You are given the finishing times of 'N' runners in a marathon. Write a program to find the runner who finished in the third position. Focus: Basic data structures (arrays), sorting algorithms (e.g., insertion sort, selection sort), and basic input/output.

In the same marathon, you are given the finishing times of 'N' runners and their bib numbers. Write a program to efficiently find the top 10 runners and their corresponding bib numbers. Focus: Efficient sorting algorithms (e.g., merge sort, quick sort), data structures like priority queues, and optimizing for large datasets.

A library maintains a list of books with their unique IDs. Write a program to check if a given book ID is present in the library. Focus: Searching algorithms (linear search), basic data structures (arrays or lists).

The library wants to implement a system to quickly find books by their titles. Suggest an efficient data structure (e.g., a hash table or a trie) and explain how to implement it to achieve fast book lookups. Focus: Understanding the trade-offs between different data structures, choosing the most appropriate data structure for a specific problem, and implementing efficient search operations.

An online store sells products with different prices. Write a program to calculate the total cost of a given list of products. Focus: Basic arithmetic operations, working with arrays or lists to store product prices.

The online store offers discounts based on the total purchase amount. Design an algorithm to efficiently calculate the final cost of an order, considering different discount rules (e.g., percentage discounts, fixed amount discounts, tiered discounts). Focus: Algorithmic design, conditional statements, handling complex scenarios with multiple rules, and potentially using dynamic programming techniques for optimization.

You are given two integers, 'a' and 'm'. Calculate 'a' raised to the power 'm' modulo a large prime number 'p'. Focus: Basic modular arithmetic operations (modular exponentiation), understanding the modulo operator.

In a secure communication system, you need to efficiently compute the modular exponentiation for very large values of 'm'. Implement and analyze the efficiency of the binary exponentiation algorithm for this task. Focus: Efficient algorithms for modular exponentiation (binary exponentiation), time complexity analysis, and understanding the importance of efficient algorithms in cryptography.

You have a deck of 'N' cards. Calculate the total number of possible hands of size 'K' that can be drawn from the deck. Focus: Basic combinatorics (combinations), factorial calculations.

In a card game, you need to calculate the probability of drawing certain combinations of cards (e.g., a pair, a three-of-a-kind) from a shuffled deck. Design an efficient algorithm to calculate these probabilities. Focus: Advanced combinatorics (permutations and combinations with repetitions), probability calculations, and optimizing calculations to avoid overflows.

You are given a network of devices represented as a graph. Determine if there is a path between two given devices in the network. Focus: Graph traversal algorithms (depth-first search or breadth-first search).

In a secure network, you need to detect and isolate compromised devices. Design an algorithm that efficiently identifies devices that exhibit anomalous behavior (e.g., unusual traffic patterns) using XOR-based techniques for data comparison and pattern matching. Focus: Applying XOR operations for data comparison and pattern recognition, understanding the properties of XOR (e.g., commutative, associative), and designing algorithms for network anomaly detection.

You are given an array representing the speeds of cars on a highway. Find the minimum time required for all cars to pass a certain point. Focus: Basic array traversal, finding the minimum element in an array.

In a more realistic scenario, cars have different lengths. Implement a two-pointer approach to simulate the movement of cars and determine the minimum time for all cars to pass a given point. Focus: Two-pointer technique, simulating real-world scenarios with arrays, optimizing time complexity.

Given a string, find the number of occurrences of a specific substring within the string. Focus: Basic string manipulation, string matching (brute-force approach).

Implement the KMP (Knuth-Morris-Pratt) string matching algorithm to efficiently find all occurrences of a given pattern within a large text document. Focus: Advanced string matching algorithms, understanding the concept of the "next" array in KMP, optimizing for large input sizes.

An online auction platform receives bids for different items. Implement a data structure (e.g., a priority queue) to efficiently track the highest bid for each item. Focus: Priority queues, insertion and extraction

operations on priority queues, basic implementation of a priority queue using an array or a suitable library.

The auction platform needs to handle a large number of bids concurrently. Design and implement a system that efficiently processes bids, updates the highest bid for each item, and handles potential race conditions. Focus: Concurrent data structures and algorithms, thread safety, handling race conditions, optimizing for high-throughput scenarios.

A social network can be represented as a graph where users are nodes, and connections between users are edges. Write an algorithm to find if two given users are connected in the network. Focus: Graph traversal algorithms (depth-first search or breadth-first search), basic graph representation (adjacency list or adjacency matrix).

In a large social network, efficiently finding the shortest path between two users is crucial. Implement Dijkstra's algorithm to find the shortest paths between users in the network, considering edge weights (e.g., representing the strength of connections). Focus: Shortest path algorithms (Dijkstra's algorithm), graph algorithms with weighted edges, optimizing for large graphs.

A file system can be modeled as a tree structure. Implement a function to traverse the file system and print the names of all files and directories. Focus: Tree traversal algorithms (depth-first search or breadth-first search), basic tree representation (using nodes and pointers).

Design and implement a file system that supports efficient operations like creating directories, deleting files, and finding files based on their names or paths. Consider using a combination of tree structures and hash tables for efficient indexing and searching. Focus: Designing and implementing file system structures, using multiple data structures together, optimizing for common file system operations.

An online shopping cart can be represented as a tree, where each node represents an item or a category of items. Write an algorithm to calculate the total price of all items in the shopping cart. Focus: Tree traversal, calculating sums within a tree structure.

Implement a system that allows customers to apply discounts and coupons to their shopping carts. Consider using a combination of trees and other data structures (e.g., hash tables) to efficiently apply discounts and calculate the final price. Focus: Applying discounts and promotions to tree-like structures, efficient implementation of discount rules, optimizing for complex pricing scenarios.

In a social network, users can form groups. Given a list of friendships, determine if all users in a specific group are connected (directly or indirectly) through friendships. Focus: Disjoint set union (DSU) data structure, basic connectivity checks.

Design an efficient algorithm to find the minimum number of new friendships needed to connect all users in the social network into a single, connected component. Focus: Applying DSU for finding connected components, greedy algorithms, optimization for minimizing connections.

A treasure hunt involves a series of clues leading to the final treasure. Given a list of possible paths and their associated costs, find the cheapest path to reach the treasure. Focus: Greedy algorithms (e.g.,

<p>Dijkstra's algorithm for shortest paths), basic graph representation.</p> <p>In a more complex treasure hunt, there are time constraints associated with each path. Design an algorithm to find the fastest path to the treasure while considering both path costs and time constraints.</p> <p>Focus: Combining greedy approaches with other techniques (e.g., priority queues), handling multiple constraints, optimizing for time-critical scenarios.</p> <p>In a simplified chess game with only rooks, determine the minimum number of moves required for a rook to reach a specific target square on an empty board. Focus: Breadth-first search (BFS) on a graph (the chessboard), basic graph traversal.</p> <p>In a more realistic chess game with multiple pieces and obstacles, implement a minimax algorithm with alpha-beta pruning to determine the best move for a player. Focus: Game tree search, minimax algorithm, optimization techniques like alpha-beta pruning, handling complex game states.</p>
<p>Targeted Application & Tools that can be used:</p> <p>C or C++ Compiler (g++): The standard compiler for CP. Familiarize students with compilation flags (e.g., -O2 for optimization).</p> <p>IDE (Integrated Development Environment): Code:: Blocks, Visual Studio, CLion, or similar IDEs. These provide debugging capabilities, code completion, and other helpful features.</p> <p>Online Judges (CodeChef, Codeforces, LeetCode, HackerRank): Essential for practicing and submitting solutions.</p> <p>Debugger (gdb): Crucial for understanding code execution and finding bugs. Origin, excel and Mat lab soft wares for programming and data analysis.</p> <p>Number Theory Libraries: Some libraries provide pre-built functions for number theory operations (though often it's better to implement them yourself for learning).</p> <p>Wolfram Alpha: A useful tool for verifying number theory calculations and exploring concepts.</p> <p>String Libraries: Familiarize students with the string manipulation functions available in C++.</p> <p>Graph Visualization Tools: Tools like Graphviz can be helpful for visualizing graphs and understanding graph algorithms.</p> <p>DP Debugging Techniques: Practice debugging DP solutions, as they can be complex. Visualizing the DP table can be helpful.</p>
<p>Text Books:</p> <p>Guide to Competitive Programming: Learning and Improving Algorithms Through Contests" (3rd Edition),</p>

Antti Laaksonen, springer, 2024

"Data Structures and Algorithms in Java: A Project-Based Approach" – Dan S. Myers, Cambridge University Press

Reference Books:

Data Structures and Algorithmic Thinking with Python/C++/Java", Narasimha Karumanchi, 5th Edition, Career Monk, 2017.

Introduction to Algorithms, Thomas H. Cormen (Author), Charles E. Leiserson (Author), Ronald L. Rivest , fourth edition April 2022

Web Resources

<https://nptel.ac.in/courses/106106231>

Project work/Assignment: Mention the Type of Project /Assignment proposed for this course
<div>Assessment Type</div> <div>Midterm exam</div> <div>Assignment (review of digital/ e-resource from PU link given in references section - mandatory to submit screen shot accessing digital resource.)</div> <div>Quiz</div> <div>End Term Exam</div> <div>Self-Learning</div>

Course Code: APT4005	Course Title: Aptitude For Employability Type of Course: Practical Only	L- T-P- C	0	0	2	1
Version No.		1.0				
Course Pre-requisites		Students should have the basic concepts of Quantitative aptitude, Verbal ability along with its applications in real life problems.				
Anti-requisites		Nil				
Course Description		This course is designed to enable the students to enhance their skills in quantitative aptitude and verbal ability skills.				

Course Objective		The objective of the course is to familiarize the learners with concepts in Quantitative Aptitude and Verbal ability through problem solving techniques suitable for their career development.			
Course Outcomes		<p>On successful completion of the course the students shall be able to: CO1] Recall all the basic mathematical concepts</p> <p>CO2] Identify the principle concept needed in a question</p> <p>CO3] Solve the quantitative and logical ability questions with the appropriate concept.</p>			
Course Content:					
Module 1	Quantitative Ability	Lab-10hrs		Platform Assessment-10hrs	20 Hours
	<p>Topics:</p> <p>Number System, Percentage, Ratio and Proportion, Average, Mixture and Allegation, Time and Work, Profit and Loss, Time Speed and Distance, Simple Interest and Compound Interest, Probability, Permutation and Combination.</p>				
Module 2	Verbal Ability	Lab-5hrs		Platform Assessment-5hrs	10 Hours
	<p>Topics: - Parts of Speech, Subject Verb Agreement, Spotting Error, Cloze Test, Verbal Analogies, Reading Comprehension, Idioms & Phrases, Para Jumbles</p>				
	<p>Targeted Application & Tools that can be used:</p> <p>Application area: Placement activities and Competitive examinations. Tools: LMS</p>				
Evaluation	<p>Continuous Evaluation</p> <p>Topic wise evaluation</p>				

	Text Book Fast track objective by Rajesh Verma R S Aggarwal S.P Bakshi
	References www.indiabix.com www.testbook.com www.youtube.com/c/TheAptitudeGuy/videos
	Topics relevant to Skill development: Quantitative and reasoning aptitude for Skill Development through Problem solving Techniques. This is attained through assessment component mentioned in course handout.

Course Code: PPS 3018	Course Title: Preparedness for Interview		0	0	2	1
	Type of Course: Practical Only Course	L- T- P- C				
Version No.		1.0				
Course Pre-requisites		Students are expected to understand Basic English. Students should have desire and enthusiasm to involve, participate and learn.				
Anti-requisites		NIL				

Course Description		This course is designed to enable students to understand soft skills concepts to be corporate ready. The modules are set to improve self-confidence, communicate effectively and Prepare for the Interview to assist in employability. It helps the students to get a glimpse of the acceptable corporate readiness and equip them with the fundamental necessities of being able to confidently deal with the highly competitive corporate environment and helps in crafting different types of resumes. The pedagogy used will be group discussions, flipped classrooms, continuous feedback, role-play and mentoring.		
Course Objective		The objective of the course is to familiarize the learners with the concepts of “Preparing for Interview” and attain SKILL DEVELOPMENT through PARTICIPATIVE LEARNING techniques.		
Course Out Comes		On successful completion of this course the students shall be able to: CO1: Develop professional Resumes CO2: Illustrate Resumes effectively CO3: Apply skills and knowledge learnt for active and effective Group Discussions and Interview		
Course Content:				
Module 1	Resume Building	Classroom activity		10 Hours
	Topics: Resume structure, use of templates, Do's and Don'ts, ATS methods, Cover Letter and Video Resume Activity: Real world scenarios			
Module 2	Group Discussion	Mock G D		9 Hours
	Topics: -Group discussion as a placement process, GD techniques like Keyword. SPELT & POV of affected parties. Do & Don't of GD, Case-lets and topics for GD, practice session and evaluation Activity:- Real world scenarios			
Module 3	Personal Interview	Grooming checks + Evaluation + Mock Interview+ Role Play		9 Hours
	Topics: Placement process, Different interview rounds, HR interviews, Interview questions and desired answers, Different types of interviews, Do's and Don'ts. Activity: - Role Play & Real-world scenario			

Module 4	Recap/Revision /Feedback Session	Practice sessions		2 Hours
	Targeted Application & Tools that can be used: TED Talks You Tube Links Role Play activities			
	Project work/Assignment: Mention the Type of Project /Assignment proposed for this course			
	Continuous Individual Assessment			
	The Topics related to Skill Development: Art Of Presentation and Group Discussion for Skill Development through Participative Learning Techniques. This is attained through assessment Component mentioned in course handout.			

Course Code:	Course Title: Mini Project	L- T-P- C	0	0	0	4
CSE7100	Type of Course:					
Version No.	1.0					
Course Pre- requisites	Knowledge and Skills related to all the courses studied in previous semesters.					
Anti-requisites	NIL					
Course Description	Students observe science and technology in action, develop an awareness of the method of scientific experimentation, and often get an opportunity to see, study and operate sophisticated and costly equipment. They also learn about the implementation of the principles of management they have learnt in class, when they observe multidisciplinary teams of experts from engineering, science, economics, operations research, and management deal with techno-economic problems at the micro and macro levels. Finally, it enables them to develop and refine their language, communication and inter-personal skills, both by its very nature, and by the various evaluation components, such as seminar, group discussion, project report preparation, etc. The broad-based core education, strong in mathematics and science and rich in analytical tools, provides the foundation necessary for the student to understand properly the nature of real-life problems. The students have options to pursue this course as either Project Work and Dissertation at the university, or Project Work in an Industry/ Company/ Research Laboratory, or Internship Program in an Industry/Company.					

Course Objectives	The objective of the course is to familiarize the learners with the concepts of Professional Practice and attain Employability Skills through Experiential Learning techniques.
Course Outcomes	<p>On successful completion of this course the students shall be able to:</p> <p>Identify the engineering problems related to local, regional, national or global needs. (Understand)</p> <p>Apply appropriate techniques or modern tools for solving the intended problem. (Apply)</p> <p>Design the experiments as per the standards and specifications. (Analyze)</p> <p>Interpret the events and results for meaningful conclusions. (Evaluate)</p> <p>Appraise project findings and communicate effectively through scholarly publications. (Create)</p>

Course Code: CSE 7300	Course Title: Capstone Project	L- T-P- C	0	0	0	10
	Type of Course:					
Version No.	1.0					
Course Pre- requisites	Knowledge and Skills related to all the courses studied in previous semesters.					
Anti-requisites	NIL					
Course Description	<p>Students observe science and technology in action, develop an awareness of the method of scientific experimentation, and often get an opportunity to see, study and operate sophisticated and costly equipment. They also learn about the implementation of the principles of management they have learnt in class, when they observe multidisciplinary teams of experts from engineering, science, economics, operations research, and management deal with techno-economic problems at the micro and macro levels. Finally, it enables them to develop and refine their language, communication and inter-personal skills, both by its very nature, and by the various evaluation components, such as seminar, group discussion, project report preparation, etc. The broad-based core education, strong in mathematics and science and rich in analytical tools, provides the foundation necessary for the student to understand properly the nature of real-life problems. The students have options to pursue this course as either Project Work</p>					

	and Dissertation at the university, or Project Work in an Industry/ Company/ Research Laboratory, or Internship Program in an Industry/Company.
Course Objectives	The objective of the course is to familiarize the learners with the concepts of Professional Practice and attain Employability Skills through Experiential Learning techniques.
Course Outcomes	<p>On successful completion of this course the students shall be able to:</p> <p>Identify problems based on societal /research needs. (Understand)</p> <p>Apply Knowledge and skill to solve societal problems in a group. (Apply)</p> <p>Develop interpersonal skills to work as member of a group or leader. (Apply)</p> <p>Analyze the inferences from available results through theoretical / Experimental / Simulations. (Analyze)</p> <p>Analyze the impact of solutions in societal and environmental context for sustainable development. (Analyze)</p> <p>Improve in written and oral communication. (Create)</p> <p>Demonstrate capabilities of self-learning in a group, which leads to lifelong learning. (Understand)</p>

	<p>Topics relevant to “EMPLOYABILITY SKILLS”: Data Mining Techniques, FP Growth for developing Employability Skills through Participative Learning techniques. This is attained through the assessment component mentioned in the course handout.</p>
--	---

Course Code: CAI3400	Course Title: Image Processing and Analysis Type of Course: Integrated	L- T-P- C	2	0	2	3
Version No.	1.0					
Course Pre-requisites	CSE2264					
Anti-requisites	NIL					
Course Description	This course provides a solid foundation in the fundamentals and applications of image processing and analysis. Students will learn techniques for enhancing, segmenting, and interpreting digital images using various algorithms. It also covers essential image transformation and computer vision concepts relevant to real-world problems.					
Course Objective	To equip learners with the theoretical knowledge and practical skills in digital image processing techniques, enabling them to develop analytical solutions for computer vision problems.					
Course Outcomes	On successful completion of this course the students shall be able to: 1. Understand the basic concepts and techniques of image processing. (Understand) 2. Apply spatial and frequency domain operations to enhance images. (Apply) 3. Analyze images using segmentation, filtering, and transformation techniques. (Analyze) 4. Implement real-time image processing tasks using Python and OpenCV. (Apply)					
Course Content:						
Module 1	Introduction to Image Processing	Assignment 1			18[8L+10P] Sessions	
Topics: Fundamentals of digital images, pixel operations, image acquisition, sampling and quantization, basic image transformations. Understanding image histograms and intensity transformations.						
Module 2	Image Enhancement and	Assignment 1			14[7L+7P]	

	Restoration		Sessions
<p>Topics:</p> <p>Spatial domain techniques, histogram equalization, smoothing and sharpening filters. Noise models, restoration techniques, and Wiener filtering in the frequency domain.</p>			
Module 3	Image Segmentation and Morphological Processing	Assignment 2	14[6L+8P] Sessions
<p>Topics:</p> <p>Edge detection, thresholding, region growing and splitting. Morphological operations for shape analysis and binary image processing.</p>			
Module 4	Image Analysis and Applications		14[6L+8P] Sessions
<p>Topics:</p> <p>Feature extraction, texture analysis, object recognition. Applications in biomedical imaging, satellite imagery, and computer vision systems</p>			
Project work/Assignment:			
<p>Assignment 1 on (Module 1 and Module 2)</p> <p>Assignment 2 on (Module 3)</p>			
<p>List of Lab Tasks:</p> <ol style="list-style-type: none"> 1. Perform basic image operations like read, write, and display using OpenCV. 2. Implement image enhancement using histogram equalization. 3. Apply various smoothing and sharpening filters to an image. 4. Convert color images to grayscale and binary formats. 5. Perform geometric transformations: rotation, scaling, and translation. 6. Add Gaussian, salt-and-pepper noise and apply noise removal filters. 7. Implement edge detection using Sobel, Prewitt, and Canny methods. 8. Segment an image using thresholding and region-based techniques. 			

9. Perform morphological operations: erosion, dilation, opening, and closing.
10. Extract features using contour detection and bounding boxes.
11. Analyze texture patterns using GLCM (Gray Level Co-occurrence Matrix).
12. Object detection using color segmentation and contour properties.
13. Image classification using histogram features and a simple classifier.
14. Real-time video processing using webcam and OpenCV.
15. Mini-project: Build an end-to-end image processing pipeline for a selected application.

REFERENCE MATERIALS:

TEXTBOOKS

1. Rafael C. Gonzalez and Richard E. Woods, "Digital Image Processing", 4th Edition, Pearson Education, 2018.
2. Anil K. Jain, "Fundamentals of Digital Image Processing", Prentice Hall, 1989.

REFERENCES

1. Bernd Jähne, "Digital Image Processing", Springer, 2005.
2. Milan Sonka, Vaclav Hlavac, Roger Boyle, "Image Processing, Analysis, and Machine Vision", Cengage Learning, 2014.
3. Mark Nixon and Alberto Aguado, "Feature Extraction and Image Processing for Computer Vision", Academic Press, 2019.

JOURNALS/MAGAZINES

1. IECE Journal of Image Analysis and Processing (JIAP):
2. Medical Image Analysis:
3. IPOL Journal (Image Processing On Line):

SWAYAM/NPTEL/MOOCs:

1. Digital Image Processing
2. Computer Vision and Image Processing – Fundamentals and Applications
3. Medical Image Analysis

Course Code: CAI3401	Course Title: Big Data Analytics for AI Type of Course: Integrated	L - T - P - C	2	0	2	3
Version No.	1.0					
Course Pre-requisites	CSE2264					
Anti-requisites	NIL					
Course Description	This course introduces students to the principles and technologies of big data analytics, with a particular emphasis on its role in AI systems. Students will learn how to process, store, and analyze massive volumes of data using distributed systems and scalable machine learning techniques. The course blends theoretical concepts with practical experience using industry-standard tools and platforms.					
Course Objective	The objective of the course is to familiarize the learners with the concepts of course Big Data Analytics for AI to attain SKILL DEVELOPMENT through EXPERIENTIAL LEARNING TECHNIQUES .					
Course Outcomes	<p>On successful completion of the course the students shall be able to:</p> <p>CO1: Understand core concepts of big data and its intersection with AI.</p> <p>CO2: Gain hands-on experience with big data tools like Hadoop, Spark, and NoSQL databases.</p> <p>CO3: Build and optimize data pipelines and machine learning models at scale.</p> <p>CO4: Explore real-world AI applications driven by big data analytics.</p>					
Course Content:						
Module 1	Introduction to Big Data and AI	Participative Learning			No. of Classes	
					L-5 P-5	
<p>Introduction to Big Data and AI: Characteristics of Big Data (5Vs), Role of Big Data in AI applications, Overview of AI models driven by large-scale data</p> <p>Big Data Ecosystem and Architecture: Hadoop ecosystem overview, Spark vs. Hadoop, Lambda and Kappa architectures</p>						
Module 2	Data Storage Systems	Participative Learning			No. of Classes	
					L-5 P-5	26
Data Storage Systems: HDFS: Hadoop Distributed File System, NoSQL Databases: MongoDB, Cassandra,						

Data warehousing and lakes					
Module 3	Data Ingestion and Preprocessing	Experiential Learning			No. of Classes L-6 P-6
<p>Data Ingestion and Preprocessing, ETL processes, Tools: Apache NiFi, Sqoop, Flume, Data cleaning and transformation techniques</p> <p>Distributed Computing with Hadoop and MapReduce, Hadoop architecture, Writing MapReduce jobs, Practical applications</p>					
Module 4	Spark MLlib	Experiential Learning			No. of Classes L-7 P-6
<p>Introduction to Apache Spark: Spark architecture and RDDs, Spark DataFrames and Datasets, Performance tuning basics</p> <p>Machine Learning with Spark MLlib, ML pipelines, Classification, regression, clustering, Model tuning and cross-validation</p>					
List Of Laboratory Tasks:					
<p>Lab 1: Introduction to Hadoop and HDFS</p> <p>Objective: Understand the Hadoop architecture and HDFS storage system.</p> <p>Tasks:</p> <p>Set up a single-node Hadoop cluster.</p> <p>Upload and retrieve files from HDFS.</p> <p>Explore file distribution and block replication.</p> <p>Lab 2: MapReduce Programming</p> <p>Objective: Implement basic MapReduce jobs for large-scale data processing.</p> <p>Tasks:</p> <p>Write a word count MapReduce program in Java or Python.</p> <p>Analyze performance and test on a large dataset.</p> <p>Modify the job to perform sorting or filtering.</p> <p>Lab 3: NoSQL Databases with MongoDB/Cassandra</p> <p>Objective: Explore document-based and column-family NoSQL databases.</p> <p>Tasks:</p>					

<p>Install MongoDB/Cassandra.</p> <p>Create collections and insert/query documents.</p> <p>Perform analytics queries (aggregation, indexing, etc.).</p> <p>Lab 4: Apache Spark Basics</p> <p>Objective: Use Spark for distributed data processing.</p> <p>Tasks:</p> <p>Set up Apache Spark on local or cloud environment.</p> <p>Load and transform data using RDDs and DataFrames.</p> <p>Perform word count and basic transformations.</p> <p>Lab 5: Machine Learning with Spark Mllib</p> <p>Objective: Apply scalable ML models using Spark Mllib.</p> <p>Tasks:</p> <p>Use logistic regression and decision trees on large datasets.</p> <p>Build a pipeline for preprocessing and model training.</p> <p>Evaluate model accuracy using cross-validation.</p>
Text Book(s)
<p>"Big Data: Principles and Best Practices of Scalable Real-Time Data Systems" Author: Nathan Marz, James Warren Publisher: Manning Publications</p> <p>"Hadoop: The Definitive Guide" (4th Edition) Author: Tom White Publisher: O'Reilly Media</p> <p>"Learning Spark: Lightning-Fast Big Data Analysis" (2nd Edition) Authors: Jules S. Damji, Brooke Wenig, Tathagata Das, Denny Lee Publisher: O'Reilly Media</p>
References:
<p>"Spark: The Definitive Guide" Authors: Bill Chambers, Matei Zaharia Publisher: O'Reilly Media</p> <p>"Designing Data-Intensive Applications" Author: Martin Klepp mann Publisher: O'Reilly Media</p> <p>"Mining of Massive Datasets" (3rd Edition) Authors: Jure Leskovec, Anand Rajaraman, Jeff Ullman Publisher: Cambridge University Press</p> <p>"Practical Deep Learning for Cloud, Mobile, and Edge" Authors: Anirudh Koul, Siddha Ganju, Meher Kasam Publisher: O'Reilly Media</p>
<p>Topics relevant to SKILL DEVELOPMENT: Ethical decision-making in AI & data usage for Skill Development through Participative Learning techniques. This is attained through the Assignment/ Class Presentation/Group Discussion/Flipped Class as mentioned in the assessment component.</p>

Course Code: CAI3402	Course Title: Optimization Techniques for Machine Learning Type of Course: Integrated	L- T- P- C	2	0	2	3
Version No.	1.0					
Course Pre-requisites	CSE2264					
Anti-requisites	NIL					
Course Description	<p>This course introduces a range of machine learning models and optimization tools that are used to apply these models in practice. Course will introduce what lies behind the optimization tools often used as a black box as well as an understanding of the trade-offs of numerical accuracy and theoretical and empirical complexity.</p> <p>For the students with some optimization background this course will introduce a variety of applications arising in machine learning and statistics as well as novel optimization methods targeting these applications.</p>					
Course Objective	The objective of the course is to familiarize the learners with the concepts of Optimization Techniques for Machine Learning and attain Skill Development through Participative Learning techniques.					
Course Outcomes	On successful completion of this course the students shall be able to: Describe fundamentals of Optimization Techniques [Remember]. Explain Optimization Techniques for Machine learning. [Understand]. Discuss Convex optimization models [Understand]. Apply Methods for convex optimization [Apply].					
Course Content:						
Module 1:	Optimization Basics	Quiz	Knowledge based Quiz	16[8L+8 P]Sessions		
Topics: Introduction, The Basics of Optimization: Bivariate and Multivariate, Convex Objective Functions, Properties of Optimization in Machine Learning: Least-Square Classification, Support Vector Machines, Logistic Regression, Optimization Models for Binary Targets, Optimization Models for the Multiclass Setting, Coordinate Descent.						
Module 2:	Optimization Solutions	Quiz	Comprehension	15[8L+7 P]Sessions		

			based Quiz	ns
Topics: Introduction, Challenges in Gradient-Based Optimization: Momentum-Based Learning, RMSProp, Newton Method, Newton Methods in Machine Learning: Computationally Efficient Variations of Newton Method, The Subgradient Method, Proximal Gradient Method, Non-differentiable Optimization Functions: Designing Surrogate Loss Functions.				
Module 3	Constrained Optimization	Assignment	Batch-wise Assignments	14[7L+7 P]Sessions
Topics: Introduction, Primal Gradient Descent Methods: Primal Gradient Descent, Lagrangian Relaxation and Duality: Fundamentals of SVM Dual, Optimization Algorithms for the SVM Dual				
Module 4:	Optimization in Computational Graphs	Assignment and Presentation	Batch-wise Assignment and Presentations	15[7L+8 P]Sessions
Topics: Introduction, basics, Optimization in Directed Acyclic Graphs: Optimizations in Directed Acyclic Graphs, Broad Framework, Application: Node-to-Node derivations using Brute Force				
Targeted Application & Tools that can be used: Use of Matlab tool				
Project work/Assignment: Survey on Methods for convex optimization Survey on Machine learning models related to optimization				
<p>Introduction to Optimization Problems using Python/Matlab.</p> <p>Implement Bivariate and Multivariate Optimization.</p> <p>Solve Least-Square Classification Problem.</p> <p>Implement Support Vector Machine (SVM) Optimization.</p> <p>Logistic Regression Model Optimization.</p> <p>Coordinate Descent Algorithm Implementation.</p> <p>Gradient Descent and Stochastic Gradient Descent Techniques.</p> <p>Implement Momentum-based Gradient Descent.</p> <p>RMSProp Optimization Method Application.</p> <p>Newton Method Implementation for Machine Learning.</p> <p>Subgradient Method for Non-differentiable Functions.</p> <p>Proximal Gradient Method Implementation.</p> <p>Solve Constrained Optimization Problems with Lagrangian Methods.</p> <p>Optimization in Directed Acyclic Graphs.</p>				

Survey and Comparative Analysis of Optimization Algorithms.
<p>Text Book</p> <p>T1. Charu C. Aggarwal, “ Linear Algebra and Optimization for Machine Learning”, Springer, 2020.</p> <p>T2. Sra Suvrit, Nowozin Sebastian, and Wright Stephen J, “Optimization for Machine Learning”, The MIT Press, 2012.</p>
<p>References</p> <p>R1. Guanghui Lan, “First-order and Stochastic Optimization Methods for Machine Learning”, Springer Cham, 2020.</p> <p>Web References</p> <p>W1. https://sm-nitk.vlabs.ac.in/</p> <p>W2. https://nptel.ac.in/courses/</p>
<p>Topics relevant to SKILL DEVELOPMENT: Concepts of Convex optimization models and Methods for convex optimization for Skill Development through Problem Solving methodologies. This is attained through assessment component mentioned in course handout.</p>

Course Code: CAI3403	Course Title: Deep Reinforcement Learning Type of Course: Integrated	L-T-P-C C	2	0	2	3
Version No.	1.0					
Course Pre-requisites	CSE2264					
Anti-requisites	NIL					
Course Description	<p>For both engineers and researchers in the field of Computer science, it is common to develop models of real-life situations and develop solutions based on those models. It is of utmost importance to come up with innovative solutions for scenarios that are highly stochastic. The objective of this course, is to introduce different reinforcement learning techniques which is a promising paradigm for stochastic decision making in the forthcoming era. Starting from the basics of stochastic processes, this course introduces several RL techniques that are as per the industry standard.</p> <p>With a good knowledge in RL, the students will be able to develop efficient</p>					

	solutions for complex and challenging real-life problems that are highly stochastic in nature.			
Course Objectives	This course is designed to improve the learners 'EMPLOYABILITY SKILLS' by using EXPERIENTIAL LEARNING techniques.			
Course Out Comes	<p>On successful completion of the course the students shall be able to:</p> <ol style="list-style-type: none"> 1. Apply dynamic programming concepts to find an optimal policy in a gaming environment [Application] 2. Implement on-policy and off-policy Monte Carlo methods for finding an optimal policy in a reinforcement learning environment. [Application] 3. Apply Temporal Difference learning techniques to the Frozen Lake RL environment [Application] 4. Apply various exploration-exploitation strategies of the Multi-Armed Bandit (MAB) problem[Application] 			
Course Content:				
Module 1	Introduction to Reinforcement Learning	Assignment	Programming using the OpenAI Gym environment	No. of Classes L – 5 P – 6
<p>Topics : Elements of RL, Agent, environment Interface, Goals and rewards, RL platforms, Applications of RL, Markov decision process (MDP), RL environment as a MDP, Maths essentials of RL, Policy and its types, episodic and continuous tasks, return and discount factor, fundamental functions of RL – value and Q functions, model-based and model-free learning, types of RL environments, Solving MDP using Bellman Equation, Algorithms for optimal policy using Dynamic Programming -Value iteration and policy iteration, Example : Frozen Lake problem, Limitations and Scope</p>				
Module 2	Monte-Carlo(MC) methods	Assignment	Programming using the OpenAI Gym environment	No. of Classes L-5 P-6
<p>Topics: Monte Carlo methods, prediction and control tasks, Monte Carlo prediction : algorithm, types of MC prediction, examples , incremental mean updates, Monte Carlo Control : algorithm, on-policy MC control, MC with epsilon-greedy policy, off-policy MC control. Limitations of MC method.</p>				
Module 3	Temporal Difference(TD)	Assignment/Quiz	Programming using the OpenAI Gym	No. of

	Learning		environment	Classes L-7 P -6
Topics: Temporal difference learning: TD Prediction, TD Control : On-policy TD control – SARSA, computing the optimal policy using SARSA, Off-policy TD control – Q learning, computing optimal policy using Q learning, Examples, Difference between SARSA and Q-learning, Comparison of DP, MC and TD methods.				
Module 4	Multi-Armed Bandit (MAB) problem	Assignment	Programming using the OpenAI Gym environment	No. of Classes L-6 P -4
Topics: Understanding the MAB problem, Various exploration strategies – epsilon-greedy, softmax exploration, upper confidence bound and Thompson sampling, Applications of MAB - finding the best advertisement banner for a web site, Contextual bandits, introduction to Deep Reinforcement Learning(DRL) Algorithm – Deep Q Network (DQN)				
List of Lab Tasks: 1 .Software Setup :installalling Anaconda, OpenAI Gym and Universe. Basic simulations of some gaming environments in Gym 2. Working with Gym environments to create agents with random policy 2.1 Create the Frozen Lake GYM environment and explore the states, action, transition probability, reward functions and generating episodes. 2.2 Create an agent for the Cart-Pole environment using a random policy and record the game 3. Finding the optimal policy for the agent using Dynamic Programming 3.1 Compute the optimal policy for the Frozen Lake Environment using value iteration method 3.2 Compute the optimal policy for the Frozen Lake Environment using policy iteration method 4. Implementing Monte Carlo prediction method using blackjack game 4.1 Every-visit MC prediction 4.2 First-visit MC prediction 5. Implementing on-policy MC control method using the epsilon-greedy policy for the blackjack game 6. Implementing Temporal Difference prediction for the Frozen lake environment for a random policy 7. Computing the optimal policy using on-policy TD control – SARSA 8. Computing the optimal policy using off-policy TD control – Q-learning 9. Multi-Armed Bandit problem				

<p>9.1 Creating a MAB in Gym</p> <p>9.2 Compute the best arm using various exploration strategies such as epsilon-greedy and softmax exploration method.</p> <p>10. Application of MAB – Finding the best advertisement banner for a web site using MAB</p>
<p>Targeted Application & Tools that can be used :</p> <p>Execution of the RL algorithms will be done using the environments provided by OpenAI's Gym and Gymnasium of Farama Foundation in "Colab", available at https://colab.research.google.com/ or Jupyter Notebook.</p> <p>Lab tasks will be implemented using the necessary libraries available in Python</p>
<p>Project work/Assignment: Mention the Type of Project /Assignment proposed for this course</p>
<p>Students can be given group assignments to develop different gaming environments and implement the RL algorithms</p>
<p>Text Book</p> <p>Richard S. Sutton and Andrew G. Barto, "Reinforcement Learning: An Introduction", MIT press, Second Edition, 2018.</p> <p>SudharshanRavichandiran, "Deep Reinforcement Learning with Python", Packt Publishers, Second Edition, 2020</p>
<p>References</p> <p>LaurraGraesser and Wan Loon Keng, "Foundations of Deep Reinforcement Learning", Pearson, 2022</p> <p>https://www.udemy.com/course/artificial-intelligence-reinforcement-learning-in-python/</p>

Course Code: CAI3404	Course Title: AI in Cyber Security Type of Course: Integrated	L- T-P- C	2	0	2	3
Version No.	1.0					
Course Pre-requisites	CSE2264					
						34

Anti-requisites	NIL			
Course Description	This course introduces students to the fundamentals of applying artificial intelligence techniques to cyber security. It covers threat detection, anomaly detection, malware classification, and the application of machine learning/deep learning methods in securing data and systems. It includes hands-on lab exercises to help students build AI models for real-world cyber security challenges.			
Course Objective	This course is designed to improve learners' employability skills by applying experiential learning techniques in cybersecurity and artificial intelligence.			
Course Outcomes	On successful completion of this course the students shall be able to: Apply AI techniques to detect and mitigate cyber threats. Analyze network and system data to uncover anomalies. Build intelligent systems to classify and predict malicious activity. Use tools and frameworks to develop cyber security solutions using machine learning.			
Course Content:				
Module 1	Introduction to AI in Cyber Security	Assignment		18[8L+10P] Sessions
Topics: Fundamentals of Cyber Security: CIA Triad, Threats & Vulnerabilities, Role of Artificial Intelligence in Cyber Security, Cyber Attack Lifecycle and Defense Mechanisms, Overview of Machine Learning and Deep Learning Techniques, Introduction to Data Sources: Network logs, system logs, NetFlow, and packet capture data, Overview of Threat Intelligence Platforms (TIPs), AI-based Cyber Security Use Cases in Industry, Challenges in Deploying AI for Cyber Defense (adversarial attacks, data imbalance, etc.).				
Module 2	Anomaly and Intrusion Detection Systems	Assignment		14[7L+7P] Sessions
Topics: Types of Intrusion Detection Systems (IDS): Signature-based vs. Anomaly-based, Dataset Exploration: KDDCup, NSL-KDD, CICIDS2017, Data Preprocessing: Feature Engineering, Label Encoding, Normalization, Supervised Learning for Intrusion Detection: SVM, Random Forest, Decision Trees, Unsupervised Learning: K-Means Clustering, Isolation Forests, Autoencoders, Model Evaluation: Confusion Matrix, ROC Curve, Precision/Recall, Real-time Detection Systems with Streaming Data (e.g., using Kafka or PySpark), Case Study: Building and Deploying a ML-based IDS.				

Module 3	Malware Detection and Classification	Assignment		14[6L+8P] Sessions
<p>Topics:</p> <p>Introduction to Malware Types: Virus, Worm, Trojan, Ransomware, Spyware, Static and Dynamic Malware Analysis Techniques, Feature Extraction: Opcode, API Call Sequences, Binary Analysis,</p> <p>Deep Learning Techniques: CNN for image-based malware classification, RNN/LSTM for sequence learning, Model Training with Maling and Microsoft Malware Dataset, Model Optimization Techniques (Dropout, Early Stopping, Hyperparameter Tuning), Use of Embeddings for Malware Behavior Analysis, Adversarial Examples and Evasion Techniques in Malware Detection.</p>				
Module 4	AI for Cyber Threat Intelligence and Response			
<p>Threat Intelligence Fundamentals and Sources (OSINT, commercial feeds), Natural Language Processing for Cyber Threat Intelligence (CTI) extraction, Entity Recognition and Classification from Threat Reports, URL and Email Phishing Detection using ML/NLP, Behavioral Biometrics: Keystroke Dynamics, Mouse Movement Analysis, Deep Learning for Security Information and Event Management (SIEM), AI in Incident Response and Automation (SOAR platforms),</p> <p>Case Study: Detecting phishing websites using NLP and ensemble models.</p>				
Project work/Assignment:				
<p>Assignment 1: Threat Detection using Supervised Learning</p> <p>Assignment 2: Malware Classification using Deep Learning</p> <p>Mini Project (Team-based): AI-Driven Cyber Threat Intelligence Dashboard</p>				
<p>Lab 1: Explore Python libraries for cyber security (Scikit-learn, TensorFlow, Keras, Pandas).</p> <p>Lab 2: Data preprocessing and feature extraction from KDD Cup dataset.</p> <p>Lab 3: Develop a basic binary classifier to detect malicious network traffic.</p> <p>Lab 4: Implement an SVM model for intrusion detection.</p> <p>Lab 5: Build a deep neural network to classify attacks using NSL-KDD dataset.</p> <p>Lab 6: Train an autoencoder for anomaly detection in log files.</p> <p>Lab 7: Use Random Forest for malware classification.</p> <p>Lab 8: Text mining of phishing emails using NLP.</p> <p>Lab 9: Create a spam classifier using Naïve Bayes.</p> <p>Lab 10: Train an LSTM model for real-time anomaly detection.</p> <p>Lab 11: Visualize threat patterns using t-SNE and PCA.</p>				

Lab 12: Use a GAN to generate synthetic attack data.

Lab 13: Build a model for phishing URL detection.

Lab 14: Implement behavioral biometrics using keystroke dynamics.

Lab 15: Develop a dashboard integrating AI-driven threat alerts.

REFERENCE MATERIALS:

TEXTBOOKS

Mark Stamp, Introduction to Machine Learning with Applications in Information Security, CRC Press, 2020.

Clarence Chio, David Freeman, Machine Learning and Security: Protecting Systems with Data and Algorithms, O'Reilly, 2018.

REFERENCES

Xiaofeng Chen, Cyber Security: AI and Big Data Perspective, Springer, 2021.

Sumeet Dua, Xian Du, Data Mining and Machine Learning in Cybersecurity, CRC Press, 2011.

Richard E. Smith, Elementary Information Security, Jones & Bartlett Learning, 2021.

JOURNALS/MAGAZINES

IEEE Transactions on Information Forensics and Security

<https://ieeexplore.ieee.org/xpl/RecentIssue.jsp?punumber=8858>

Covers the theory and practice of information forensics, cyber defense, and security.

ACM Transactions on Privacy and Security (TOPS)

<https://dl.acm.org/journal/tops>

Peer-reviewed research on cyber security systems, privacy-preserving AI, and secure protocols.

Computers & Security (Elsevier)

<https://www.sciencedirect.com/journal/computers-and-security>

Practical and academic articles on cyber threats, security analytics, and AI applications in security.

Journal of Cybersecurity (Oxford Academic)

<https://academic.oup.com/cybersecurity>

Multidisciplinary research on digital threats and AI-driven defensive mechanisms.

IEEE Security & Privacy Magazine

<https://ieeexplore.ieee.org/xpl/RecentIssue.jsp?punumber=8013>

Blends academic depth with industry relevance; covers AI, forensics, and emerging cyber threats.

Cybersecurity Magazine

<https://cybersecurity-magazine.com>

Regularly features expert opinion, trends, and technologies including AI in cyber security.

SWAYAM/NPTEL/MOOCs:

NPTEL – Introduction to Machine Learning (IIT Kharagpur)

<https://onlinecourses.nptel.ac.in/noc22-cs58>

AI for Cybersecurity Specialization – IBM

<https://www.coursera.org/specializations/ai-cybersecurity>

Covers: AI and ML techniques to detect malware, phishing, and threats in network traffic. Hands-on labs included.

?

Course Code: CAI3405	Course Title: Explainable AI Type of Course: Integrated	L- T-P- C	2	0	2	3
Version No.	1.0					
Course Pre-requisites	CSE2264					
Anti-requisites	NIL					
Course Description	This course introduces the concepts, techniques, and challenges of Explainable Artificial Intelligence (XAI). Students will learn to build interpretable models and apply explainability tools to demystify complex AI decisions, making AI systems transparent, trustworthy, and accountable. Emphasis will be on practical implementation and evaluation using real-world datasets.					
Course Objective	1 Understand the need for and principles of explainable AI 2 Explore techniques for explaining model predictions 3 Gain hands-on experience with state-of-the-art XAI tools and libraries 4 Build models that are interpretable and meet regulatory or ethical standards					
Course Outcomes	On successful completion of this course the students shall be able to: Explain the importance and scope of explainability in AI Compare interpretable models with black-box models					

	Apply XAI techniques (e.g., LIME, SHAP) to real-world datasets			
	Develop systems with enhanced transparency and traceability			
	Evaluate explainability metrics and their impact on model trustworthiness			
Course Content:				
Module 1	Introduction to Explainable AI	Understand		13[7L+4P] Sessions
Topics: What is Explainability? Why it matters, Challenges in interpreting ML/DL models AI Ethics and Responsible AI				
Module 2	Interpretable Models vs. Black-box Models	Apply		14[7L+7P] Sessions
Topics: Decision Trees, Linear Models, Rule-based Models, Black-box models: Neural Networks, Ensemble methods, Trade-offs between accuracy and explainability				
Module 3	Post-Hoc Explanation Techniques	Assignment		14[6L+8P] Sessions
Topics: Local vs. Global explanations, LIME (Local Interpretable Model-Agnostic Explanations), SHAP (SHapley Additive exPlanations), Partial Dependence Plots, Feature Importance				
Module 4	Visual and Textual Explanations	Assignment		14[6L+8P] Sessions
Saliency maps for CNNs, Attention mechanisms in NLP, Counterfactual and contrastive explanations				
Project work/Assignment:				
Assignment 1 on (Module 1 and Module 2)				

35

Assignment 2 on (Module 3)

List of Lab Tasks:

- Lab 1 – Compare interpretable vs. black-box models
- Lab 2 – Implement LIME for image/text classification
- Lab 3 – Apply SHAP to a random forest classifier
- Lab 4 – Visualize CNN saliency maps for image predictions
- Lab 5 – Use What-If Tool (TensorBoard) for exploring model fairness
- Lab 6 – Build a decision support tool using explainable outputs
- Lab 7 – Case Study: Explainability in credit scoring models
- Lab 8 – Final Project: Explainable AI dashboard for real-world data

REFERENCE MATERIALS:

TEXTBOOKS

- ❑ Christoph Molnar – Interpretable Machine Learning, 2022 Edition (Free online)
- ❑ Sameer Singh et al. – Explainable AI: A Guide for Practitioners
- ❑ Gunning & Aha – DARPA's XAI Program Publications

REFERENCES

IEEE XAI publications

Research papers from NeurIPS, ICML, and ACL on XAI

XAI Fairness & Bias Toolkits by Google, IBM, and Microsoft

JOURNALS/MAGAZINES

IEEE Transactions on Artificial Intelligence

Journal of Artificial Intelligence Research (JAIR)

ACM Transactions on Intelligent Systems and Technology (TIST)

Artificial Intelligence Journal (Elsevier)

SWAYAM/NPTEL/MOOCs:

NPTEL: Responsible AI by IIT Madras

Coursera: Explainable AI with Google Cloud

FastAI: Modules on Model Interpretation

IBM AI Explainability 360 Toolkit

Course Code: CAI3406	Course Title: Responsible AI Type of Course: Integrated	L- T-P- C	2	0	2	3
Version No.	1.0					
Course Pre-requisites	CSE2264					
Anti-requisites	NIL					
Course Description	Responsible AI emphasizes transparency and explainability, ensuring that AI-driven decisions are understandable and justifiable. It also prioritizes security, reliability, and sustainability, aiming to create AI systems that are safe, efficient, and environmentally conscious. Ultimately, Responsible AI seeks to align technology with human values, promoting trust and ensuring that AI enhances rather than harms society.					
Course Objective	The objective of Responsible AI is to develop and deploy artificial intelligence in a way that is ethical, fair, transparent, and aligned with human values.					
Course Out Comes	On successful completion of this course the students shall be able to: To state aspects of responsible AI such as fairness, accountability, bias, privacy etc.[Remember] To assess the fairness and ethics of AI models.[Understand] To enforce fairness in models and remove bias in data.[Understand] To preserve the privacy of individuals while learning from them and apply it to various domains.[Apply]					
Course Content:						
Module 1	Introduction to Responsive AI (Remember)	Assignment			11 Sessions	
	Topics: Artificial Intelligence Fundamentals, definition of responsible AI, Importance of responsible AI, core principles of responsible AI, Regulations and Policies, challenges, Responsible AI in practice.					

Module 2	Fairness and Bias (Understand)	Assignment		11 Sessions
	<p>Topics:</p> <p>Sources of Biases, Exploratory data analysis, limitation of a dataset, Preprocessing, in processing and postprocessing to remove bias, Group fairness and Individual fairness, Counterfactual fairness</p>			
Module 3	Interpretability and explainability, Ethics and Accountability (Understand)	Assignment		12 sessions
	<p>Topics: Interpretability through simplification and visualization, Intrinsic interpretable methods</p> <p>Post Hoc interpretability, Explainability through causality, Model agnostic Interpretation, Auditing AI models, fairness assessment, Principles for ethical practices</p>			
Module 4	Privacy preservation (Apply)	Assignment		11 sessions
	<p>Topics: Attack models, Privacy-preserving Learning, Differential privacy, Federated learning, Case Study- Recommendation systems, Medical diagnosis, Hiring/ Education, Computer Vision, Natural Language Processing</p>			
	<p>Lab Experiments:</p> <p>Lab 1 – Real-time sentiment analysis from live social media feed</p> <p>Lab 2 – Build an AI-powered chatbot using Dialogflow or Rasa</p> <p>Lab 3 – Create a user-adaptive recommendation engine</p> <p>Lab 4 – Implement online learning for a dynamic classification problem</p> <p>Lab 5 – Emotion recognition from facial expressions using webcam input</p> <p>Lab 6 – Deploy a low-latency AI model using TensorFlow Lite</p> <p>Lab 7 – Build a real-time fraud detection prototype using streaming data</p> <p>Lab 8 – Mini Project: End-to-end responsive AI application</p>			
	Targeted Application & Tools that can be used: ChatGPT, DeepSeek			
	Project work/Assignment: Mention the Type of Project /Assignment proposed for this course			

	Case Study in different domains
	<p>Text Book</p> <p>Virginia Dignum, “Responsible Artificial Intelligence: How to Develop and Use AI in a Responsible Way” Springer Nature, 04-Nov-2019; ISBN-10 : 3030303705, ISBN-13 : 978-3030303709</p> <p>Christoph Molnar “Interpretable Machine Learning”.Lulu, 1st edition, March 24, 2019; eBook. ISBN-10 : 0244768528, ISBN-13 : 978-0244768522 [available online]</p>
	<p>References</p> <p>R1. Voeneky S, Kellmeyer P, Mueller O, Burgard W, eds. The Cambridge Handbook of Responsible Artificial Intelligence. In: The Cambridge Handbook of Responsible Artificial Intelligence: Interdisciplinary Perspectives. Cambridge Law Handbooks. Cambridge University Press; 2022:i-ii.</p> <p>Web links</p> <p>W1. Responsible AI for generative models: Designing for responsibility</p> <p>W2. Responsible AI</p> <p>W3. Microsoft Responsible AI - Fairness</p>
	Topics relevant to development of “Employability”: Responsible AI ethics, Fairness and Bias, ethics and accountability

Course Code: CAI3407	Course Title: Agentic AI Type of Course: Integrated	L- T-P- C	2	0	2	3
Version No.	1.0					
Course Pre-requisites	CSE2264					
Anti-requisites	NIL					
Course Description	This course explores Agentic AI—AI systems that act autonomously with the ability to perceive, reason, and make decisions in complex environments. Students will learn about intelligent agents, multi-agent systems, autonomous planning, and goal-driven					

	behavior, with a focus on both theory and real-world applications.			
Course Objective	1 Understand the architecture and behavior of autonomous intelligent agents 2 Design agents capable of interacting with environments and other agents 3 Explore decision-making, planning, and coordination in agent-based systems 4 Implement and evaluate simple agentic AI systems			
Course Outcomes	On successful completion of this course the students shall be able to: Describe agent architectures and types of intelligent agents Apply decision-making strategies for autonomous goal-directed agents Develop agents capable of environmental interaction and adaptation Build multi-agent systems with basic coordination and communication Analyze the ethical and societal impact of autonomous agentic systems			
Course Content:				
Module 1	Introduction to Intelligent Agents	Understand		13[7L+4P] Sessions
Topics: What is an agent? Reactive vs. deliberative agents, Perception, reasoning, and action loop, Environment types and agent performance				
Module 2	Agent Architectures and Planning and Decision Making	Apply		14[7L+7P] Sessions
Topics: Simple reflex agents, Goal-based and utility-based agents, Layered architectures (e.g., subsumption, BDI models), Goal formulation Search and planning algorithms (A*, STRIPS, etc.), Markov Decision Processes (MDPs), utility theory				
Module 3	Multi-Agent Systems	Assignment		14[6L+8P] Sessions

<p>Topics:</p> <p>Communication and coordination among agents,</p> <p>Distributed problem-solving,</p> <p>Game theory basics, negotiation and cooperation</p>			
Module 4	Agentic AI in Practice	Assignment	14[6L+8P] Sessions
<p>Agents in robotics, simulations, and digital environments,</p> <p>Autonomous vehicles, virtual assistants, and game agents,</p> <p>Ethics, safety, and alignment in agentic AI</p>			
Project work/Assignment:			
<p>Assignment 1 on (Module 1 and Module 2)</p> <p>Assignment 2 on (Module 3)</p>			
<p>List of Lab Tasks:</p> <p>Lab 1 – Implement a simple reflex agent in Python</p> <p>Lab 2 – Design a goal-based agent with planning capability</p> <p>Lab 3 – Simulate MDPs for agent decision-making</p> <p>Lab 4 – Build a multi-agent gridworld simulation</p> <p>Lab 5 – Agent communication using JSON messages</p> <p>Lab 6 – Agent negotiation using basic game-theory</p> <p>Lab 7 – Develop a smart assistant with agentic behavior</p> <p>Lab 8 – Mini Project: Autonomous agent in a dynamic environment (e.g., a search-and-rescue sim)</p>			
<p>REFERENCE MATERIALS:</p> <p>TEXTBOOKS</p> <p>Stuart Russell & Peter Norvig, Artificial Intelligence: A Modern Approach, 4th Ed.</p> <p>Michael Wooldridge, An Introduction to MultiAgent Systems, 2nd Ed.</p> <p>Gerhard Weiss, Multiagent Systems: A Modern Approach to Distributed Artificial Intelligence</p> <p>REFERENCES</p> <p>AI research papers from IJCAI, AAAI, AAMAS</p> <p>OpenAI research on agentic models and autonomous systems</p>			

Case studies on autonomous robotics and virtual agent behavior

JOURNALS/MAGAZINES

Autonomous Agents and Multi-Agent Systems (Springer)

Journal of Artificial Intelligence Research (JAIR)

Artificial Intelligence Journal (Elsevier)

IEEE Transactions on Cognitive and Developmental Systems

SWAYAM/NPTEL/MOOCs:

NPTEL: Artificial Intelligence – Search Methods for Problem Solving

Coursera: Autonomous Agents – University of Alberta

edX: Multi-Agent Systems and Distributed AI

OpenAI Blog: Research articles on emerging agentic models (e.g., AutoGPT)

Course Code: CAI3408	Course Title: Deep Neural Networks Type of Course: Integrated	L- T-P- C	2	0	2	3
Version No.	1.0					
Course Pre-requisites	CSE2264					
Anti-requisites	NIL					
Course Description	This course introduces students to the concepts of deep neural networks and state of the art approaches to develop deep learning models. In this course students will be given an exposure to the details of neural networks as well as deep learning architectures and to develop end-to-end models for such tasks. It will help to design and develop an application-specific deep learning models and also provide the practical knowledge handling and analyzing end user realistic applications. Topics include Fundamental concepts of deep neural networks, Convolutional Neural Networks, Recurrent Network structures, Deep Unsupervised Learning, Generative Adversarial Networks and applications in various problem domains.					

Course Objective	This course is designed to improve the learners EMPLOYABILITY SKILLS by using EXPERIENTIAL LEARNING techniques.			
Course Outcomes	On successful completion of this course the students shall be able to: CO1: Explain the fundamentals of Neural Network. CO2: Apply Unsupervised Learning Networks for feature extraction. CO3: Apply CNN and its variants for suitable applications. CO4: Apply Recurrent Neural Network for their suitable applications.			
Course Content:				
Module 1	INTRODUCTION	Assignment		16[8L+8P] Sessions
Topics: Fundamentals of Neural Networks: Model of Artificial Neuron and Biological Neuron, Learning rules and various activation functions. Single layer Feed-forward networks. Multilayer Feed-forward networks. Back Propagation networks, Early Stopping, Bagging and Dropout - batch normalization, Regularization.				
Module 2	UNSUPERVISED LEARNING NETWORKS	Assignment		16[8L+8P] Sessions
Topics: Training Algorithms for Pattern Association-Auto associative Memory Network-Hetero associative Memory Network-Bidirectional Associative Memory (BAM)-Hopfield Networks- -Kohonen Self-Organizing Feature Maps-Learning Vector Quantization-Radial, Autoencoders, Boltzmann Machine, Generalized Adversarial Network.				
Module 3	CONVOLUTIONAL NEURAL NETWORKS	Assignment		16[8L+8P] Sessions
Topics: Convolutional Neural Networks-Deep Learning Neural Networks-Extreme Learning Machine Model-Convolutional Neural Networks: The Convolution Operation – Motivation – Pooling – Variants of the basic Convolution Function – Applications: Computer Vision, Image Generation, Image Compression.				
Module-4	RECURRENT NEURAL NETWORKS	Assignment		12[6L+6P] Sessions

Recurrent Neural Networks (RNN), Long Short-Term Memory (LSTM), Gated Recurrent Unit (GRU), Deep Recurrent Networks, Applications: Image Generation, Image Compression, Natural Language Processing.
Project work/Assignment:
Assignment 1 on (Module 1 and Module 2) Assignment 2 on (Module 3 and Module 4)
<p>List of Laboratory Tasks:</p> <p>Lab 1: Working with Deep Learning Frameworks</p> <p>Objective: Explore various Deep Learning Frameworks</p> <p>Tasks: Identify deep learning frameworks (Keras, Tensorflow, Matplotlib, etc)</p> <p>Activity: Practice with various methods available in DL Frameworks to develop a Model.</p> <p>Lab 2: Build a Basic Artificial Neural Network</p> <p>Objective: Create a ANN with DL frameworks.</p> <p>Task: Identify suitable ANN Layers using Keras and Tensorflow.</p> <p>Activity: Design a basic Artificial Neural Networks using Keras with TensorFlow (pima-indians-diabetes)</p> <p>Lab 3 and Lab 4: Build a Multi-Layer Feed Forward Network</p> <p>Objective: Create a Multi-Layer Feed Forward Network for classification task.</p> <p>Task: Identify suitable model for house price prediction.</p> <p>Activity: Design a Multi-Layer Feed Forward Network for implementing classification and fine-tuning using House price.csv</p> <p>Lab 5: Build an Auto-Encoder model</p> <p>Objective: Create an Unsupervised Deep Learning Model.</p> <p>Task: Create AutoEncoder network Output Translations.</p> <p>Activity: implement an Encoder-Decoder Recurrent neural network model for Neural Machine Translation.</p> <p>Lab 6: Build Generative Adversarial Networks.</p>

Objective: Create an Unsupervised Deep Learning Model.

Task: Design GAN Architecture for Image generations.

Activity: Design a Age Prediction model by Applying Generative Adversarial

Lab 7: Build a Convolutional Neural Network

Objective: Create a CNN model.

Task: Build CNN architecture for Dog-Cat classification problem.

Activity: Implement a Convolution Neural Network (CNN) for dog/cat classification problem using keras

Lab 8 and Lab 9: Build a Time-Series Model

Objective: Create a RNN and LSTM Model

Task: Build RNN/LSTM Model for predicting time series data.

Activity Train a sentiment analysis model on IMDB dataset, use RNN layers with LSTM/GRU notes

Lab 10: Build a Gated Recurrent Unit architecture.

Objective: Create a Time Series Model.

Task: Build GRU Architecture for predicting time series data.

Activity: Implement a GRU architecture for language translations.

Lab 11 and Lab 12: Build a Transfer Learning Model.

Objective: Create a Seq2Seq Model

Task: Create Hugging-face API using Transfer learning model.

Activity: Implement Transfer Learning models for classification problems Exploring Hugging-face API

REFERENCE MATERIALS:

TEXT BOOKS:

1. Ian Goodfellow, Yoshua Bengio, Aaron Courville, “Deep Learning”, MIT Press, 2017.

2. Francois Chollet, “Deep Learning with Python”, Second Edition, Manning Publications, 2021. 106

REFERENCES:

1. Aurélien Géron, “Hands-On Machine Learning with Scikit-Learn and TensorFlow”, Oreilly, 2018.
2. Josh Patterson, Adam Gibson, “Deep Learning: A Practitioner’s Approach”, O’Reilly Media, 2017.
3. Charu C. Aggarwal, “Neural Networks and Deep Learning: A Textbook”, Springer International Publishing, 1st Edition, 2018.
4. Learn Keras for Deep Neural Networks, Jojo Moolayil, Apress, 2018
5. Deep Learning Projects Using TensorFlow 2, Vinita Silaparasetty, Apress, 2020
6. Deep Learning with Python, FRANÇOIS CHOLLET, MANNING SHELTER ISLAND, 2017.
7. S Rajasekaran, G A Vijayalakshmi Pai, “Neural Networks, Fuzzy Logic and Genetic Algorithm, Synthesis and Applications”, PHI Learning, 2017.
8. Pro Deep Learning with TensorFlow, Santanu Pattanayak, Apress, 2017
9. James A Freeman, David M S Kapura, “Neural Networks Algorithms, Applications, and Programming Techniques”, Addison Wesley, 2003.

JOURNALS/MAGAZINES

IEEE Transactions on Neural Networks and Learning Systems

<https://ieeexplore.ieee.org/xpl/RecentIssue.jsp?punumber=5962385>

IEEE Transactions on Pattern Analysis and Machine Intelligence

<https://ieeexplore.ieee.org/xpl/RecentIssue.jsp?punumber=34>http://ijaerd.com/papers/special_papers/IT032.pdf

International Journal of Intelligent Systems <https://onlinelibrary.wiley.com/journal/1098111x>

SWAYAM/NPTEL/MOOCs:

Swayam Nptel – Deep Learning – IIT Ropar https://onlinecourses.nptel.ac.in/noc21_cs35/preview

Coursera – Neural Networks and Deep Learning Andrew Ng

Coursera - Neural Networks for Machine Learning by Geoffrey Hinton in Coursera

Course Code: CAI3409	Course Title: Speech Recognition and Synthesis	L- T-P- C				5C
-------------------------	--	-----------	--	--	--	----

	Type of Course: Integrated		2	0	2	3
Version No.	1.0					
Course Pre-requisites	CSE2264					
Anti-requisites	NIL					
Course Description	This course introduces fundamental principles and practical aspects of speech signal processing. It covers techniques in speech analysis, recognition, and synthesis, enabling students to build interactive voice-based AI systems. Emphasis is placed on acoustic modeling, feature extraction, and the use of machine learning and deep learning models for speech applications.					
Course Objective	To understand the basic concepts and characteristics of speech signals. To explore feature extraction and pattern matching techniques used in ASR. To study the principles of speech synthesis and TTS systems. To provide hands-on experience with speech processing tools and APIs.					
Course Outcomes	On successful completion of this course, students will be able to: Analyze speech signals and extract key features. Apply pattern recognition and machine learning methods for ASR. Design speech synthesis systems using classical and deep learning models. Develop real-time applications using speech APIs and open-source tools.					
Course Content:						
Module 1	Speech Signal Fundamentals	Assignment				18[8L+10P] Sessions
Topics: Human speech production and auditory perception, Speech signal representation: time and frequency domains, Preprocessing: sampling, quantization, windowing, pre-emphasis, Speech signal features: pitch, formants, energy, ZCR, Spectrogram and Short-Time Fourier Transform (STFT).						
Module 2	Feature Extraction & Modeling Techniques	Assignment				14[7L+7P] Sessions
Topics: MFCC, PLP, LPC, Delta features, DTW (Dynamic Time Warping), GMM-HMM based acoustic modelling, Viterbi decoding and alignment, Basics of phonetics and phoneme modelling						

Module 3	Automatic Speech Recognition (ASR)	Assignment		14[6L+8P] Sessions
<p>Topics:</p> <p>Architecture of ASR systems, Language modeling: N-grams, smoothing, Deep learning for speech: DNN, CNN, LSTM, End-to-end models: CTC, Attention, Transformers, Tools: Kaldi, CMU Sphinx, DeepSpeech.</p>				
Module 4	Speech Synthesis and TTS	Assignment		14[6L+8P] Sessions
<p>Topics:</p> <p>Concatenative, Parametric, and Neural synthesis, TTS pipeline: text normalization, phoneme mapping, HMM-based synthesis, Tacotron and WaveNet architectures, APIs: Google TTS, Amazon Polly, Festival, eSpeak.</p>				
<p>List of Lab Tasks:</p> <p>Lab 1: Introduction to Speech Signal Processing</p> <p>Objective: Understand the nature of speech signals.</p> <p>Task: Record and visualize a speech waveform using a microphone and Python.</p> <p>Activity: Capture audio input, analyze waveform, and visualize with matplotlib.</p> <p>Lab 2: Time Domain Analysis of Speech Signals</p> <p>Objective: Analyze speech features in the time domain.</p> <p>Task: Compute Zero Crossing Rate (ZCR) and short-time energy of speech samples.</p> <p>Activity: Implement ZCR and energy plots for different speech segments using Python.</p> <p>Lab 3: Frequency Domain Analysis Using Spectrogram</p> <p>Objective: Understand frequency components of speech.</p> <p>Task: Apply Short-Time Fourier Transform (STFT) to speech signals.</p> <p>Activity: Generate and interpret spectrograms using Librosa and Matplotlib.</p> <p>Lab 4: Extraction of MFCC Features</p> <p>Objective: Extract key speech features using MFCC.</p>				

Task: Extract and visualize MFCC features from recorded speech.

Activity: Use Librosa or `python_speech_features` to extract MFCCs.

Lab 5: Linear Predictive Coding (LPC)

Objective: Implement LPC-based feature extraction.

Task: Apply LPC to model the vocal tract.

Activity: Compute LPC coefficients and analyze spectral envelope.

Lab 6: Implement Dynamic Time Warping (DTW)

Objective: Understand time alignment of speech.

Task: Compare two speech signals using DTW.

Activity: Use `fastdtw` to align utterances of the same word.

Lab 7: Acoustic Modeling using GMM-HMM

Objective: Implement basic acoustic modeling.

Task: Train a GMM-HMM model for a simple digit recognition task.

Activity: Use `hmmlearn` or HTK for acoustic modeling.

Lab 8: Viterbi Algorithm for Speech Alignment

Objective: Apply sequence decoding in speech.

Task: Use Viterbi decoding to find the best state path in an HMM.

Activity: Implement Viterbi algorithm in Python and visualize state paths.

Lab 9: Build a Simple ASR System using CMU Sphinx

Objective: Use open-source ASR toolkit.

Task: Set up CMU Sphinx and perform isolated word recognition.

Activity: Create language and acoustic models and test recognition.

Lab 10: Real-time Speech Recognition using DeepSpeech

Objective: Apply deep learning in ASR.

Task: Use Mozilla DeepSpeech to transcribe audio files.

Activity: Install DeepSpeech, load pre-trained model, and test transcription.

Lab 11: Evaluate ASR using Google Speech-to-Text API

Objective: Explore cloud-based speech recognition.

Task: Use Google Cloud API to transcribe different accents.

Activity: Send audio to API and analyze word error rate.

Lab 12: Introduction to Text-to-Speech (TTS) using Festival

Objective: Create basic speech synthesis output.

Task: Convert written text to speech using Festival.

Activity: Install Festival, input text, and generate synthesized speech.

Lab 13: Implement a Neural TTS system using Tacotron 2

Objective: Use deep learning for speech synthesis.

Task: Synthesize speech from text using Tacotron 2.

Activity: Use pre-trained Tacotron 2 model and generate speech samples.

Lab 14: Speech Synthesis using Google TTS and Amazon Polly

Objective: Use cloud-based TTS systems.

Task: Convert sample sentences into speech using APIs.

Activity: Use Python SDKs to access TTS services and compare outputs.

Lab 15: Mini Project – Build a Voice Assistant

Objective: Integrate ASR and TTS.

Task: Build a simple voice-controlled assistant.

Activity: Combine speech recognition, intent detection, and speech synthesis using tools like SpeechRecognition + gTTS + Pyttsx3.

REFERENCE MATERIALS

54

TEXTBOOKS

Lawrence Rabiner and Ronald Schafer, Theory and Applications of Digital Speech Processing, Pearson, 2011.

Daniel Jurafsky and James H. Martin, Speech and Language Processing, Pearson, 3rd Edition (Draft).
<https://web.stanford.edu/~jurafsky/slp3/>

REFERENCE BOOKS

Ben Gold and Nelson Morgan, Speech and Audio Signal Processing, Wiley, 2nd Edition, 2011.

Thomas Dutoit, An Introduction to Text-to-Speech Synthesis, Springer, 1997.

Xuedong Huang, Alex Acero, Hsiao-Wuen Hon, Spoken Language Processing, Prentice Hall, 2001.

Tokuda et al., Speech Synthesis: Algorithms for Text-to-Speech and Speech Modification, Springer, 2021.

JOURNALS / MAGAZINES

IEEE Transactions on Audio, Speech and Language Processing
<https://ieeexplore.ieee.org/xpl/RecentIssue.jsp?punumber=10376>

Computer Speech & Language (Elsevier)
<https://www.sciencedirect.com/journal/computer-speech-and-language>

Speech Communication (Elsevier)
<https://www.journals.elsevier.com/speech-communication>

SWAYAM / NPTEL / MOOCs

NPTEL – Spoken Language Processing (IIT Madras)
<https://nptel.ac.in/courses/106106168>

Coursera – Audio Signal Processing for Music Applications (UPF)
<https://www.coursera.org/learn/audio-signal-processing>

edX – Speech Processing (KTH Royal Institute of Technology)
<https://www.edx.org/course/speech-processing>

Fast.ai – Practical Deep Learning (TTS + ASR projects)
<https://course.fast.ai/>

Course Code: CAI3410	Course Title: AI Chatbots without Programming	L- T-P- C				55
-------------------------	--	-----------	--	--	--	----

	Type of Course: Integrated		2	0	2	3
Version No.	1.0					
Course Pre-requisites	CSE2264					
Anti-requisites	NIL					
Course Description	This course enables students to design and develop intelligent chatbots using no-code/low-code platforms. It covers the fundamentals of natural language processing, conversational AI, and chatbot design strategies. Students will gain hands-on experience building functional chatbots for domains such as customer service, education, and e-commerce using tools like Dialogflow, Chatfuel, Microsoft Power Virtual Agents, and other no-code frameworks.					
Course Objective	This course aims to democratize chatbot development by empowering students to create intelligent conversational agents without programming knowledge, using experiential learning on visual platforms.					
Course Outcomes	Course Outcomes On successful completion of this course, students will be able to: Understand the architecture and functioning of AI-powered chatbots. (Understand) Design conversational flows using drag-and-drop tools. (Apply) Analyze user intent and train NLP models using no-code tools. (Analyze) Create and deploy domain-specific chatbots for real-world use cases. (Create)					
Course Content:						
Module 1	Introduction to Conversational AI and Chatbots	Assignment			18[8L+10P] Sessions	
Topics: History and evolution of chatbots,Types of chatbots: rule-based vs. AI-based,Components of chatbot architecture,Use cases across industries						
Module 2	Designing Conversational Experiences	Assignment			14[7L+7P] Sessions	

<p>Topics:</p> <p>Conversation design principles, User personas and intent mapping, Flowcharting and decision trees, Multilingual and accessibility considerations</p>				
Module 3	Building AI Chatbots on No-Code Platforms	Assignment		14[6L+8P] Sessions
<p>Topics:</p> <p>Overview of no-code tools: Dialogflow, Chatfuel, Landbot, Microsoft PVA, NLP basics: intents, entities, training phrases, Contexts and session handling, Integrations with messaging platforms (WhatsApp, Telegram, Web)</p>				
Module 4	Testing, Deployment, and Analytics	Assignment		14[6L+8P] Sessions
<p>Topics:</p> <p>Bot testing and improvement strategies, Connecting to APIs and databases, Deployment to websites and social media, Analyzing user behavior and feedback.</p>				
Project work/Assignment:				
<p>Design a customer support chatbot using Chatfuel or Dialogflow</p> <p>Develop a feedback collection chatbot for educational use</p> <p>Group project: Cross-platform chatbot for a chosen domain</p>				
<p>List of Lab Tasks:</p> <p>Lab 1: Introduction to chatbot interfaces and no-code tools</p> <p>Lab 2: Create a simple rule-based chatbot using Chatfuel</p> <p>Lab 3: Design a user flow using decision trees in Landbot</p> <p>Lab 4: Build an FAQ chatbot using Dialogflow intents and responses</p> <p>Lab 5: Implement intent recognition and entity extraction in Dialogflow</p> <p>Lab 6: Add context-based conversations in a Dialogflow chatbot</p> <p>Lab 7: Build a WhatsApp-integrated chatbot using Twilio</p> <p>Lab 8: Design a chatbot using Microsoft Power Virtual Agents</p>				

Lab 9: Create multi-lingual responses and fallback messages

Lab 10: Integrate a chatbot with Google Sheets to log user responses

Lab 11: Embed a chatbot on a website using iframe or script

Lab 12: Analyze user interaction logs for performance metrics

Lab 13: Customize chatbot appearance and branding elements

Lab 14: Develop a feedback chatbot with sentiment-based responses

Lab 15: Final project: Design and deploy a fully functional domain-specific chatbot

REFERENCE MATERIALS

TEXTBOOKS

Jason D. Brown, Designing Bots: Creating Conversational Experiences, O'Reilly Media, 2017.

Akshay Kulkarni and Adarsha Shivananda, Building Chatbots with Google Dialogflow, Apress, 2019.

REFERENCES

Rashid Khan, Build Better Chatbots: A Complete Guide to Getting Started with Chatbots, Apress, 2017.

Michael McTear, Conversational AI: Dialogue Systems, Conversational Agents, and Chatbots, Springer, 2020.

Navin Sabharwal et al., Designing Human-Centric AI Experiences, Apress, 2021.

JOURNALS / MAGAZINES

ACM Transactions on Interactive Intelligent Systems

AI Magazine (Association for the Advancement of Artificial Intelligence)

Journal of Web Engineering

SWAYAM/NPTEL/MOOCs

Coursera – Building AI Powered Chatbots Without Programming (IBM)

edX – Introduction to Chatbots (Microsoft)

Udemy – Chatbot Development Without Coding

Course Code: CAI3411	Course Title: Generative AI Type of Course: Integrated	L-T-P-C	2	0	2	3
Version No.	1.0	58				

Course Pre-requisites		CSE2264				
Anti-requisites		NIL				
Course Description		This course builds the foundational insight of understanding generative AI models and to explore various architectures, algorithms and practices of Gen AI skills to accelerate strategic decision making with data and deliver cutting-edge products faster with GenAI-augmented software development and leverage Gen AI tools to optimize workflows.				
Course Objective		The objective of the course is to familiarize the learners to explore the competence in benchmarking and comprehend the potential generative AI models and techniques to revolutionize industries and create prominent Gen AI tools to attain Employability Skills through Experiential Learning techniques.				
Course Out Comes		On successful completion of the course the students shall be able to: CO 1: Infer the concepts of generative AI models and prompt engineering in tailoring customized outputs [Understand]. CO 2: Demonstrate attention mechanism and transformers architecture with practical Applications. [Apply]. CO 3: Practice advanced generative AI techniques using Langchain Python framework [Apply]. CO 4: Solve real-time applications using multi-modal generative AI models [Apply].				
Course Content:						
Module 1	Introduction to Generative AI	Participative Learning		Brainstorming session/Quiz	No. of classes L-6 P-8	
	Topics: Introduction to Generative models: Historical perspective and evolution, Applications, Types of Generative models for different data modalities, Large Language Models (LLMs) – Introduction, evolution, Generative pre-trained transformers (GPT) and its variants, Google DeepMind’s, PaLM2, LLaMa and its series of models by Meta AI, Claud and its variants by Anthropic, Prompt Engineering-basic prompting.					
Module 2	Text-based Generative models	Participative Learning		Fish bowl, Think-pair & share	No. of classes L-8 P-6	

	Topics: Text-based Generative models: State-of-the Art models, RNN, LSTM, Transformer Architecture, Transformer based Generative models: BERT, GPT, Training and Fine tuning LLMs for Generative task, Open AI's Pre-trained transformers for Text Generation: ChatGPTs, Limitations of LLMs: Lack of context and Hallucination risks, Techniques to mitigate these limitations: chaining and retrieval augmentation, Workflow of an LLM application.				
Module 3	Introduction to Lang Chain	Experiential Learning		Implementation of Gen AI models using Langchain Framework	No. of classes L-8 P-8
	Topics: Introduction to Lang chain: Types, Components, Information retrieval using agents and tools in Lang chain, Retrieval Augmented Language Models (RaLM): Understanding Retrieval and vectors: Embeddings, Vector storage, Vector indexing, Vector Libraries, Vector Databases, Chatbot using memory and conversation buffer.				
Module 4	Generative models for other Data modalities	Project-based Learning		Multi-Modal Gen AI models for Realtime Applications	No. of classes L-8 P-8
	Topics: Generative Adversarial Networks (GAN): GAN Architecture, GAN variants, Neural Style transfer with GAN, Training GANs and common challenges, GAN applications in image and text generation, Variational Auto Encoders (VAEs) and its variants, Image generation models: Dall-E, MidJourney and stable diffusion: Architecture and components of stable diffusion, Text-to-image Generation, Parameter tuning, Image-to-image generation, Training custom models, In-Painting: Exchanging classes, Multi-modal generative models using Whisper for Audio: Speech-to-Text generation.				
	Project work/Assignment:				
	Certification course in Generative AI through Google Mini Project on (Module 3 and Module 4)				
	Targeted Application & Tools that can be used Open AI Generative AI models: GPT 3.5 Turbo, GPT 4.0 vision model, Dall-E 3.0, Lang Chain Framework in Python, Python IDE, Stable Diffusion, Gemini, Hugging Face,				
	List of Lab Tasks:				
	Experiment No.1: Setting up Python IDE(Spyder) and OpenAI API key. Introduction to OpenAI playground and prompting Level 1: Document the installation and the process for generating models in OpenAI Level 2: Solve various GenAI models of OpenAI from Playground using prompts				

	<p>Experiment No.2: Text classification, summarization, sentiment analysis, chatbot application, code explanation with generating single and multiple response(S).</p> <p>Level 1: Practice the text generation model of OpenAI and Spyder IDE to implement various applications.</p>
	<p>Experiment No.3: Embeddings – for words, similarity between words, text embeddings, plagiarism check of documents</p> <p>Level 1: Use generating embeddings for words, text and documents</p> <p>Level 2: Apply the embeddings API to develop applications for plagiarism check</p>
	<p>Experiment No.4: Image generation using Dall E. Using GPT-Vision model for text to image generation and image-to-text.</p> <p>Level 1: Apply GPT-vision model for text-to-image generation and image-to-image</p>
	<p>Experiment No.5: Transformer based text and email classification</p> <p>Level 1: Develop transformer-based AI models for classifying text/email</p>
	<p>Experiment No.6: BERT for masked token generation</p> <p>Level 1: Develop BERT based model for generating masked tokens</p>
	<p>Experiment No.7: Creating applications using different types of LangChains – Simple Sequential, Sequential and map reduce</p> <p>Level 1: List the various types of chains in Langchain</p> <p>Level 2: Practice different types of chains using Spyder IDE and OpenAI</p>
	<p>Experiment No.8: Information retrieval using agents and tools in Langchain.</p> <p>Level 1: Use agents and tools with Langchain for information retrieval</p>
	<p>Experiment No.9: Custom Document loading and retrieval in LangChain using ChromaDB</p> <p>Level 1: Understand ChromeDb</p> <p>Level 2: Apply chromed with Langchain to generate information retrieval model from custom document</p>
	<p>Experiment No.10: Create a GPT like Chatbot using the memory component and RALM in LangChain</p> <p>Level 1: Show GPT like chatbot using memory component and retrieval augmented language model</p>
	<p>Experiment No.11: Using action agents, human as a tool and plan and execute agents for information retrieval.</p> <p>Level 1: Understand action agents and plan and execute agents</p>

	Level 2: Use agents and tools for information retrieval
	Experiment No.12: Implement GAN for neural style transfer Level 1: Demonstrate a style transfer algorithm using generative models and experiment with the transformation of images by applying different artistic styles, assessing both the technical aspects and the aesthetic outcomes
	Experiment No.13: Text to Image generation using Dall-e/stable diffusion using prompts Level 1: List various image generation models Level 2: Use an image generation model to generate image from prompts
	Experiment No.14: Image to Image generation using stable diffusion Level 1: Apply stable diffusion to generate image from an image using prompts
	Experiment No.15: Speech to text and multi-modal generative models using Whisper for Audio Level 1: Identify the generative model for text, image and audio data Level 2: Use Langchain to create models for generating different data modalities. Ex: Audio-to-text
	TEXT BOOKS: T1: Generative AI with LangChain, 1st Edition by Ben Auffarth, Packt. Inc. ISBN: 978-1-83508-346-8, Decemeber 2023. T2: Generative Deep Learning, 2nd Edition by David Foster, O'Reilly Media, Inc. ISBN: 9781098134181, May 2023. T3: Prompt Engineering for Generative AI, by James Phoenix, Mike Taylor, O'Reilly Media, Inc., ISBN:9781098153373, July 2024.
	REFERENCE BOOKS: R1. Bandi, A., Adapa, P. V. S. R., & Kuchi, Y. E. V. P. K. (2023). The power of Generative AI: a review of requirements, models, Input–Output formats, evaluation metrics, and challenges. Future Internet, 15(8), 260. https://doi.org/10.3390/fi15080260 R2. Barachini, F., & Sary, C. (2022). From digital twins to digital selves and beyond. In Springer eBooks. https://doi.org/10.1007/978-3-030-96412-2 R3. Hadi, M. U., Tashi, Q. A., Qureshi, R., Shah, A., Muneer, A., Irfan, M., Zafar, A., Shaikh, M. B., Akhtar, N., Wu, J., & Mirjalili, R4. S. (2023). Large Language Models: A Comprehensive Survey of its Applications, Challenges, Limitations, and Future Prospects. https://doi.org/10.36227/techrxiv.23589741.v4

	<p>R4. Hai-Jew, S. (n.d.). Generative AI in Teaching and Learning. IGI Global.</p> <p>R5. Salvaris, M., Dean, D., & Tok, W. H. (2018). Generative adversarial networks. In Apress eBooks (pp. 187–208). https://doi.org/10.1007/978-1-4842-3679-6_8</p>
	<p>MOOC's/Swayam Courses/Online Courses:</p> <p>h https://onlinecourses.swayam2.ac.in/imb24_mg116/preview</p> <p>Certification Course by Google :</p> <ol style="list-style-type: none"> https://www.cloudskillsboost.google Introduction to Generative AI (Beginner) Gemini for Google Cloud (Intermediate) Generative AI for Developers (Advanced) https://www.credly.com/badges/90e3eae0-87f3-44e3-af82-658e837aad3d/public_url https://www.coursera.org/learn/generative-ai-with-llms https://www.coursera.org/specializations/prompt-engineering <p>ONLINE RESOURCES:</p> <p>W1. https://openai.com</p> <p>W2: https://python.langchain.com/v0.2/docs/introduction/</p> <p>W3: https://www.udemy.com/course/master-ai-image-generation-using-stable-diffusion/?kw=Image+generation+using&src=sac&couponCode=LETSLEARNNOWPP</p> <p>W4: https://huggingface.co/google-t5/t5-base</p> <p>W5: https://dominguezdaniel.medium.com/exploring-image-generative-ai-models-9359705b15d3</p> <p>W6: https://cloud.google.com/use-cases/retrieval-augmented-generation?hl=en#</p> <p>W7: https://ig.ft.com/generative-ai/</p> <p>W8: https://medium.com/@samia.khalid/bert-explained-a-complete-guide-with-theory-and-tutorial-3ac9ebc8fa7c</p>

	Topics relevant to “EMPLOYABILITY SKILLS”: Topics of all four modules will help in developing Employability Skills through Experiential Learning techniques. This is attained through assessment component mentioned in course handout.
--	---

Course Code: CAI3412	Course Title: Machine Learning for Finance Type of Course: Integrated	L- T-P- C	2	0	2	3
Version No.	1.0					
Course Pre-requisites	CSE2264					
Anti-requisites	NIL					
Course Description	This course explores the intersection of machine learning and finance. Students will learn to model financial data, predict market trends, manage risk, and develop algorithmic trading strategies using ML techniques. It emphasizes hands-on experience with financial datasets and real-world case studies.					
Course Objective	To enable students to apply machine learning methods to financial data analysis, portfolio optimization, and risk modeling. Students will gain practical knowledge to build ML-based financial systems using Python and related libraries.					
Course Outcomes	On successful completion of this course the students shall be able to: 1. Understand machine learning applications in the financial domain. (Understand) 2. Apply supervised and unsupervised learning to model financial data. (Apply) 3. Analyze risk and optimize portfolios using ML models. (Analyze) 4. Design and implement algorithmic trading strategies. (Create)					
Course Content:						
Module 1	Introduction to Financial Data and ML	Assignment 1			18[8L+10P] Sessions	
Topics: Overview of financial markets, financial data types, returns and risk, ML in finance, financial time-series analysis, introduction to supervised learning models used in finance.						
Module 2	Financial Forecasting and Risk	Assignment 1			14[7L+7P]	

	Modeling		Sessions
<p>Topics:</p> <p>Time series forecasting (ARIMA, LSTM), volatility modeling, Value at Risk (VaR), credit risk modeling, regression and classification models for default prediction.</p>			
Module 3	Portfolio Optimization and Strategy Design	Assignment 2	14[6L+8P] Sessions
<p>Topics:</p> <p>Portfolio theory, efficient frontier, ML for asset allocation, reinforcement learning in portfolio management, backtesting trading strategies.</p>			
Module 4	Algorithmic Trading and Fraud Detection		14[6L+8P] Sessions
<p>Topics:</p> <p>Overview of algorithmic trading, strategy development using ML, anomaly detection for fraud, real-time data analysis, regulatory and ethical considerations.</p>			
Project work/Assignment:			
<p>Assignment 1 on (Module 1 and Module 2)</p> <p>Assignment 2 on (Module 3)</p>			
<p>List of Lab Tasks:</p> <ol style="list-style-type: none"> 1. Load and analyze historical stock prices using pandas and yfinance. 2. Visualize financial time-series data and calculate returns. 3. Implement linear regression for stock price forecasting. 4. Build logistic regression model to predict credit default. 5. Use Random Forests to classify high-risk vs low-risk customers. 6. Implement ARIMA model for time-series forecasting. 7. Use LSTM model to predict stock prices with Keras/TensorFlow. 8. Apply K-Means clustering on customer transaction data. 9. Calculate and visualize Value at Risk (VaR) for a portfolio. 			

10. Optimize asset allocation using ML-based mean-variance optimization.
11. Backtest a trading strategy using historical stock data.
12. Implement reinforcement learning for portfolio management.
13. Detect financial fraud using anomaly detection techniques.
14. Build a real-time financial dashboard using Streamlit.
15. Mini-project: Develop and evaluate an ML model for a selected finance use case.

REFERENCE MATERIALS:

TEXTBOOKS

1. Yves Hilpisch, "Python for Finance: Mastering Data-Driven Finance", O'Reilly Media, 2nd Edition, 2018.
2. Marcos Lopez de Prado, "Advances in Financial Machine Learning", Wiley, 2018.

REFERENCES

1. Tucker Balch, "Machine Learning for Trading", Udacity course materials.
2. David Aronson, "Evidence-Based Technical Analysis", Wiley, 2006.
3. E. Tsang, "Foundations of Computational Finance with Machine Learning", Springer, 2021

JOURNALS/MAGAZINES

1. Journal of Financial Data Science
2. Quantitative Finance
3. Journal of Computational Finance

SWAYAM/NPTEL/MOOCs:

1. Machine Learning for Engineering and Science Applications
2. Artificial Intelligence: Search Methods for Problem Solving
- 3 Deep Learning

Course Code: CAI3413	Course Title: Industrial IoT Type of Course: Integrated	L- T-P- C				6€
-------------------------	--	-----------	--	--	--	----

			2	0	2	3
Version No.	1.0					
Course Pre-requisites	CSE2264					
Anti-requisites	NIL					
Course Description	This course introduces the foundational concepts and applications of the Industrial Internet of Things (IIoT), emphasizing industrial automation, smart manufacturing, and predictive analytics. Students will gain hands-on experience with sensor integration, cloud platforms, and industrial communication protocols necessary for developing and managing IIoT systems.					
Course Objective	To provide practical skills and theoretical knowledge for designing, implementing, and managing Industrial IoT applications in real-world industrial and manufacturing environments.					
Course Outcomes	On successful completion of the course, students will be able to: Understand the architecture and ecosystem of Industrial IoT systems. Integrate sensors and edge devices for real-time industrial data monitoring. Utilize cloud computing and analytics for IIoT-based applications. Apply communication protocols and security mechanisms relevant to industrial environments.					
Course Content:						
Module 1	Introduction to Industrial IoT	Assignment				18[8L+10P] Sessions
Topics: Fundamentals of IoT and IIoT: Definitions, history, evolution, IIoT vs. Consumer IoT, IIoT Architecture Layers: Perception, Network, Middleware, Application Industrial applications: Smart factories, Energy grids, Process automation Introduction to Industry 4.0 and its pillars (Cyber-Physical Systems, Big Data, Cloud Computing), Business benefits and ROI of IIoT deployment Challenges in IIoT: Scalability, legacy systems, interoperability, security, Standards and regulatory compliance in IIoT (ISA-95, ISO/IEC 30141).						
Module 2	Devices and Communication Protocols	Assignment				14[7L+7P] Sessions

<p>Topics:</p> <p>Types of Sensors and Actuators: Environmental, Proximity, Motion, Flow, Vibration, Microcontrollers and Development Boards: Arduino, Raspberry Pi, ESP32, IIoT Gateways and Edge Devices: Intel NUC, Jetson Nano, Communication Technologies: Wired: Modbus RTU, CAN, Ethernet/IP, Wireless: Zigbee, LoRaWAN, Wi-Fi, NB-IoT, Bluetooth LE, Protocols for IIoT: MQTT: Publish-Subscribe Model, OPC-UA: Industrial interoperability and data exchange, CoAP, HTTP/HTTPS, Integration with SCADA and PLC Systems, Device provisioning and configuration management, Network Topologies and Addressing in IIoT environments.</p>				
Module 3	IIoT Data Processing and Analytics	Assignment		14[6L+8P] Sessions
<p>Topics:</p> <p>Data Acquisition: Sampling rate, ADC/DAC, Signal conditioning, Local Storage: SQLite, Edge databases, Stream Processing: Apache Kafka, Apache Flink, Data Preprocessing: Noise reduction, outlier detection, filtering techniques, Introduction to Edge Computing and Fog Computing, Real-time vs. Batch Analytics: Predictive Analytics in Manufacturing: Predictive maintenance models, Failure prediction using historical data, Machine Learning for Sensor Data: Regression, Clustering, Classification, Anomaly Detection in Industrial Systems, Data Encryption and Access Control at Edge and Cloud, Security Threats: DDoS, firmware tampering, man-in-the-middle attacks, Best practices for data governance and GDPR compliance</p>				
Module 4	IIoT Cloud Integration and Applications			
<p>Overview of Cloud Computing Models (IaaS, PaaS, SaaS) in IIoT, IIoT Cloud Platforms:</p> <p>AWS IoT Core: Device Shadow, Rule Engine, Azure IoT Hub and IoT Central, Google Cloud IoT Core, Device-to-Cloud Communication Models, Storage Solutions: Amazon S3, Azure Blob Storage, InfluxDB, Visualization Tools: Grafana, Power BI, Google Data Studio, Case Studies: Digital Twin of a robotic arm, Smart HVAC system for energy optimization, Real-time supply chain visibility, Building Custom Dashboards and Alerts, Integration with ERP and MES Systems, Final Capstone Project: Design, simulate, and evaluate an end-to-end IIoT system, Include edge device, communication, cloud, analytics, and visualization.</p>				
Project work/Assignment:				
<p>Assignment 1: Sensor Data Acquisition and Visualization</p> <p>Assignment 2: Edge-Based Analytics for Predictive Maintenance</p> <p>Mini Project (Team-based): End-to-End IIoT System for a Smart Industry Scenario</p>				
<p>Setup Raspberry Pi/Arduino for IIoT applications.</p> <p>Interface DHT11, vibration, and ultrasonic sensors.</p> <p>Send sensor data via MQTT to a cloud broker.</p> <p>Create Node-RED dashboards for IIoT data.</p>				

Build OPC-UA server and client communication.

Log and visualize sensor data using Python.

Apply edge analytics using Raspberry Pi and filtering techniques.

Stream real-time data using Kafka.

Integrate with AWS IoT Core for data monitoring.

Forecast sensor values using LSTM (predictive maintenance).

Detect anomalies in sensor data using Scikit-learn.

Connect multiple IIoT devices into a secure network.

Simulate a digital twin for a production line.

Develop a simple IIoT-based security alert system.

Capstone Project: Deploy an end-to-end IIoT prototype for a smart manufacturing scenario.

REFERENCE MATERIALS:

TEXTBOOKS

Alasdair Gilchrist, Industry 4.0: The Industrial Internet of Things, Apress, 2016.

Sabina Jeschke, Christian Brecher, Houbing Song, Danda B. Rawat, Industrial Internet of Things, Springer, 2017.

REFERENCES

Arshdeep Bahga, Vijay Madiseti, Internet of Things: A Hands-On Approach, Universities Press, 2015.

Hakima Chaouchi, The Internet of Things: Connecting Objects, Wiley, 2010.

Rajkumar Buyya, Amir Vahid Dastjerdi, Internet of Things: Principles and Paradigms, Morgan Kaufmann, 2016.

JOURNALS/MAGAZINES

IEEE Internet of Things Journal

<https://ieeexplore.ieee.org/xpl/RecentIssue.jsp?punumber=6488907>

Publishes articles on the design, development, and deployment of IoT applications in industrial settings.

ACM Transactions on Internet of Things (TIOT)

<https://dl.acm.org/journal/tiot>

Covers architectures, algorithms, and applications related to IoT including edge computing and real-time analytics.

Sensors (MDPI - Special Issue on Industrial IoT)

<https://www.mdpi.com/journal/sensors>

Features studies on sensor development, wireless communication, and industrial sensor networks.

Journal of Industrial Information Integration (Elsevier)

<https://www.sciencedirect.com/journal/journal-of-industrial-information-integration>

Focuses on integrating data from industrial systems for smart manufacturing and digital twins.

IEEE Spectrum – IoT and Industry 4.0

<https://spectrum.ieee.org/>

Publishes accessible articles on cutting-edge tech including IIoT, smart robotics, and industrial AI.

Industrial IoT World – Insights & Reports

<https://www.iiot-world.com/>

Offers case studies, whitepapers, and expert commentary on real-world IIoT deployments.

Automation World

<https://www.automationworld.com/>

Covers automation systems, IIoT trends, cloud integration, and edge devices.

Industry 4.0 Magazine (Industry40.today)

<https://industry40.today/>

Industry-focused magazine offering updates on cyber-physical systems, smart factories, and digital transformation.

Regularly features expert opinion, trends, and technologies including AI in cyber security.

SWAYAM/NPTEL/MOOCs:

NPTEL – Industrial Internet of Things (IIT Kharagpur)

Instructor: Prof. Sudip Misra

https://onlinecourses.nptel.ac.in/noc23_cs69/preview

NPTEL – Introduction to Industry 4.0 and Industrial Internet of Things (IIT Roorkee)

Instructor: Prof. Sudeb Dasgupta

 https://onlinecourses.nptel.ac.in/noc21_me88/preview



Course Code: CAI3414	Course Title: Smart Farming Type of Course: Integrated	L- T-P- C				7C
-------------------------	---	-----------	--	--	--	----

			2	0	2	3
Version No.	1.0					
Course Pre-requisites	CSE2264					
Anti-requisites	NIL					
Course Description	This course introduces the interdisciplinary domain of Smart Farming, integrating IoT, AI, cloud computing, and sensor networks to enable precision agriculture. Students will learn how to design, develop, and deploy data-driven agricultural systems for real-time monitoring, crop management, and decision-making.					
Course Objective	To provide practical and theoretical insights into the application of smart technologies in agriculture, with emphasis on sustainable practices, yield optimization, and automation.					
Course Outcomes	On successful completion of this course, students will be able to: Understand the fundamentals of smart agriculture and its ecosystem. Apply IoT and sensors for environmental and crop monitoring. Analyze agricultural data for predictive insights using AI/ML. Design and deploy smart farming solutions using cloud and mobile platforms.					
Course Content:						
Module 1	Introduction to Smart Farming and Precision Agriculture	Assignment				18[8L+10P] Sessions
Topics: Evolution from traditional to precision agriculture, Components and architecture of Smart Farming systems, Applications: crop monitoring, irrigation control, pest detection, Overview of remote sensing and satellite-based agriculture, Soil health and weather data integration.						
Module 2	IoT and Sensor Systems in Agriculture	Assignment				14[7L+7P] Sessions
Topics: Sensor types: soil moisture, temperature, humidity, pH, NDVI, Microcontrollers: Arduino, ESP32, Raspberry Pi, Wireless communication protocols: LoRa, Zigbee, Wi-Fi, GSM, Energy harvesting and power management for field devices, Edge computing in agriculture.						
Module 3	Data Analytics and AI in	Assignment				14[6L+8P]

71

	Agriculture			Sessions
Topics: Introduction to agri-data lifecycle, Data preprocessing and anomaly detection, AI/ML techniques: regression, classification, clustering for yield prediction and disease detection, Time series forecasting for rainfall, irrigation, and climate impact, Decision support systems and dashboards.				
Module 4	Cloud, Mobile, and Drone Integration			
Cloud platforms for agriculture: ThingSpeak, AWS IoT, Blynk, Azure IoT, Mobile app integration for farmer advisory systems, Role of drones in smart agriculture: aerial imaging, spraying, crop health assessment, Case studies: smart greenhouses, hydroponics, aquaponics, Capstone: End-to-end smart farming system design.				
Project work/Assignment:				
Assignment 1: Real-Time Crop and Soil Monitoring System Assignment 2: Crop Yield Prediction using Machine Learning Mini Project (Team-based): Smart Farm Automation System				
List of Lab Tasks : <input type="checkbox"/> Setup Arduino/ESP32 for collecting soil and climate data <input type="checkbox"/> Interface with soil moisture, DHT11, and pH sensors <input type="checkbox"/> Transmit data wirelessly using LoRa or Wi-Fi <input type="checkbox"/> Real-time dashboard for field data (using Blynk/ThingSpeak) <input type="checkbox"/> Predict crop yield using linear regression <input type="checkbox"/> Train an image classifier for leaf disease detection <input type="checkbox"/> Setup automated irrigation control system <input type="checkbox"/> Use GPS for geotagging sensor data <input type="checkbox"/> Drone-based simulation for crop monitoring <input type="checkbox"/> Preprocess and visualize multivariate agri-data using Python <input type="checkbox"/> Connect field devices to cloud platform (AWS IoT or Firebase) <input type="checkbox"/> Alert system for low soil moisture via SMS/email <input type="checkbox"/> Forecast rainfall using time series techniques <input type="checkbox"/> Build a mobile-based decision support system (low-code platform) <input type="checkbox"/> Capstone: Build and present a complete Smart Farm prototype				
REFERENCE MATERIALS:				

TEXTBOOKS

- ❑ Rajesh Singh, Anita Gehlot, Bhupendra Singh, Internet of Things and Wireless Sensor Networks in Smart Agriculture, CRC Press, 2021.
- ❑ Subhas Chandra Mukhopadhyay, Internet of Things in Smart Agriculture, Springer, 2020.

REFERENCES

Himanshu Patel, Smart Farming Technologies for Sustainable Agricultural Development, IGI Global, 2020.




G. R. Kanagachidambaresan, Internet of Things for Sustainable Community Development, Springer, 2021.

IEEE Papers and Reports on Smart Agriculture, Remote Sensing, and Precision Farming

JOURNALS/MAGAZINES

- ❑ IEEE Access – Special Section on Smart Agriculture
- ❑ Computers and Electronics in Agriculture (Elsevier)
- ❑ Agricultural Systems Journal
- ❑ Smart Farming Magazine
- ❑ IoT for Agri-Tech (IoT World Today)

SWAYAM/NPTEL/MOOCs:

- ❑ NPTEL – Introduction to Smart Agriculture (IIT Kanpur)
 https://onlinecourses.nptel.ac.in/noc22_ge15/preview
- ❑ NPTEL – Applications of IoT in Agriculture (IIT Kharagpur)
 https://onlinecourses.nptel.ac.in/noc23_cs91/preview
- ❑ Coursera – Smart Agriculture with IoT
 <https://www.coursera.org/learn/smart-agriculture-iot>

❑

Course Code: CAI3415	Course Title: AI for Autonomous Systems Type of Course: Integrated	L- T-P- C				73
-------------------------	---	-----------	--	--	--	----

			2	0	2	3
Version No.	1.0					
Course Pre-requisites	CSE2264					
Anti-requisites	NIL					
Course Description	This course introduces the principles and technologies involved in developing intelligent autonomous systems using Artificial Intelligence. It focuses on perception, decision-making, control systems, and learning-based approaches to build real-time, autonomous agents such as self-driving vehicles, drones, and mobile robots.					
Course Objective	To equip students with knowledge and practical skills in using AI techniques to develop safe, adaptive, and intelligent autonomous systems that can sense, plan, and act in dynamic environments.					
Course Outcomes	On completion of this course, students will be able to: Understand the architectural components of autonomous systems. Apply computer vision and sensor fusion for environmental perception. Develop path planning and control strategies for autonomous navigation. Implement learning-based models for real-time decision making.					
Course Content:						
Module 1	Introduction to Autonomous Systems	Assignment				18[8L+10P] Sessions
Definition and types of autonomous systems, Key components: perception, planning, control, learning, Applications: Self-driving cars, drones, mobile robots, AGVs, Architecture of an autonomous system: sensors, actuators, processors, ROS (Robot Operating System) overview, Ethical and safety concerns in autonomy.						
Module 2	Perception and Sensor Fusion	Assignment				14[7L+7P] Sessions
Topics: Sensor types: LiDAR, Radar, Ultrasonic, IMU, GPS, Cameras, Environment mapping: Occupancy grid, SLAM, Visual perception: Object detection (YOLO, SSD), semantic segmentation, Sensor fusion techniques: Kalman filter, EKF, particle filter,Case study: Lane detection using OpenCV						
Module 3	Planning and Navigation	Assignment				14[6L+8P] 74 Sessions

<p>Topics:</p> <p>Path planning algorithms: Dijkstra, A*, RRT, D*, Obstacle avoidance: Dynamic Window Approach, Potential Fields, Localization: Monte Carlo Localization, Graph-based SLAM, Trajectory generation and smoothing, Behavior trees and state machines for task execution, Indoor vs. outdoor navigation.</p>				
Module 4	Learning-based Control and Decision Making			
<p>Reinforcement learning: Q-learning, Deep Q-Networks, Policy-based learning and imitation learning, Decision making under uncertainty (Markov Decision Processes) Learning from simulation (Gazebo, CARLA, Webots), Edge AI deployment for low-latency inference, Case studies: Autonomous driving stack, warehouse robot planner.</p>				
Project work/Assignment:				
<p>Assignment 1: Object Detection and Lane Tracking System</p> <p>Assignment 2: Path Planning Simulator</p> <p>Mini Project (Team-based): Autonomous System Prototype</p>				
<p>List of Lab Tasks (15 Labs):</p> <p>Simulate a differential drive robot in ROS</p> <p>Interface camera and distance sensors with Raspberry Pi</p> <p>Perform object detection using pre-trained YOLOv5</p> <p>Apply color-based segmentation for road/lane detection</p> <p>Fuse GPS and IMU data using a Kalman filter</p> <p>Build a simple SLAM model using GMapping or Cartographer</p> <p>Implement obstacle avoidance using LiDAR data</p> <p>Visualize path planning using A* on a grid map</p> <p>Simulate autonomous vehicle in CARLA/Gazebo</p> <p>Implement PID control for motor speed regulation</p> <p>Train a reinforcement learning agent to navigate a maze</p> <p>Deploy a TensorFlow Lite model for edge object recognition</p> <p>Evaluate decision trees for robotic task selection</p> <p>Use OpenCV to detect traffic signs and lights</p> <p>Capstone: Build and test a mini autonomous robot prototype</p>				
REFERENCE MATERIALS:				75

TEXTBOOKS

Raj Madhavan, Autonomous Systems: Issues and Challenges, Springer, 2021

Peter Corke, Robotics, Vision and Control: Fundamental Algorithms in MATLAB, Springer, 2017

REFERENCES

Sebastian Thrun et al., Probabilistic Robotics, MIT Press, 2005

Benjamin Kuipers, Principles of Intelligent Autonomous Systems, MIT Press, 2016

Deepak Khemani, A First Course in Artificial Intelligence, McGraw-Hill, 2013

JOURNALS/MAGAZINES

IEEE Transactions on Robotics


Journal of Field Robotics (Wiley)

Autonomous Robots (Springer)

IEEE Transactions on Intelligent Vehicles

SWAYAM/NPTEL/MOOCs:


NPTEL – Robotics: Perception, Planning and Control (IIT Kanpur)

 https://onlinecourses.nptel.ac.in/noc21_ee68/preview

NPTEL – Artificial Intelligence: Search Methods for Problem Solving (IIT Madras)

 https://onlinecourses.nptel.ac.in/noc21_cs53/preview

Self-Driving Cars Specialization (University of Toronto)

 <https://www.coursera.org/specializations/self-driving-cars>



Course Code: CAI3416	Course Title: Edge Computing Type of Course: Integrated	L- T-P- C	2	0	2	3
Version No.	1.0					
Course Pre-requisites	CSE2264					
Anti-	NIL					

requisites				
Course Description	This course introduces the fundamentals of edge computing, an emerging paradigm that enables data processing and analytics at the network's edge. It covers system architecture, communication protocols, edge AI, and real-time applications with a hands-on approach using edge devices.			
Course Objective	To equip students with knowledge and skills in designing and deploying edge computing systems that offer low-latency, energy-efficient, and scalable solutions for real-time and distributed applications.			
Course Outcomes	After successful completion, students will be able to: Explain the principles and architecture of edge computing systems. Develop and deploy applications on edge devices like Raspberry Pi, Jetson Nano, etc. Integrate edge computing with IoT, cloud, and AI systems. Analyze and optimize performance of edge-based applications.			
Course Content:				
Module 1	Introduction to Edge Computing	Assignment		18[8L+10P] Sessions
Topics: Evolution from cloud to fog to edge, Edge computing architecture: core, edge, and device layers, Use cases: smart cities, industrial automation, healthcare, autonomous systems, Edge vs. Cloud: latency, bandwidth, privacy, scalability, Edge device overview: Raspberry Pi, Nvidia Jetson, Coral Dev Board				
Module 2	Edge Devices and Communication	Assignment		14[7L+7P] Sessions
Topics: Edge device setup and configuration, Operating systems: Raspbian, Ubuntu Core, Yocto, Edge and fog networking protocols: MQTT, CoAP, 6LoWPAN, Containerization with Docker at the edge, Device orchestration and provisioning, Energy and resource management in constrained devices.				
Module 3	Edge AI and Analytics	Assignment		14[6L+8P] Sessions
Topics: Edge AI: Concepts and advantages, Lightweight ML frameworks: TensorFlow Lite, ONNX, OpenVINO, Model quantization and compression for deployment, Real-time data processing and event-based analytics, Case studies: object detection, audio classification, sensor fusion, Ethical considerations and security at the edge				

77

Module 4	Edge-Cloud Integration and Applications			
Edge-to-cloud communication pipelines, AWS Greengrass, Azure IoT Edge, Google Edge TPU, Microservices and serverless architecture on the edge, Industrial edge computing with OPC-UA and Modbus, Building dashboards for edge data insights, Capstone: End-to-end edge system for real-world application.				
Project work/Assignment:				
Assignment 1: IoT Data Stream Processing at the Edge Assignment 2: Edge AI Inference Deployment Mini Project (Team-based): Real-World Edge Solution				
List of Lab Tasks : Setting up Raspberry Pi or Jetson Nano for edge deployment Installing and configuring Docker on an edge device Connecting sensors (camera, DHT11, ultrasonic) to edge devices Building and running MQTT-based data pipeline Collecting and visualizing data using Node-RED or Grafana Edge inference using TensorFlow Lite object detection model Deploying ONNX model for sensor-based classification Streaming video analytics at the edge Building a containerized AI service on the edge Edge-to-cloud integration using AWS Greengrass or Azure IoT Edge Monitoring resource usage on constrained devices Detecting anomalies in time-series data at the edge Designing a simple mobile dashboard to view edge insights Security setup: HTTPS, authentication, and encryption Capstone: Build a complete edge-to-cloud application prototype.				
REFERENCE MATERIALS: TEXTBOOKS Perry Lea, Edge Computing: From Hype to Reality, Packt Publishing, 2020 Mahmoud Tawfik, Edge Computing and Internet of Things for Smart Agriculture, Springer, 2021				

REFERENCES

Satyanarayanan M., The Emergence of Edge Computing, IEEE Computer, 2017

Flavio Bonomi et al., Fog Computing and Its Role in the Internet of Things, MCC Workshop, ACM 2012

OpenFog Consortium Architecture White Paper, 2017

JOURNALS/MAGAZINES

IEEE Internet of Things Journal

ACM Transactions on Internet Technology (TOIT)

IEEE Edge Computing Magazine

Elsevier Future Generation Computer Systems – Special Issues on Edge Computing

SWAYAM/NPTEL/MOOCs:

NPTEL – Cloud Computing and Distributed Systems (IIT Kharagpur)

https://onlinecourses.nptel.ac.in/noc22_cs62/preview

NPTEL – Internet of Things (IIT Kharagpur)

https://onlinecourses.nptel.ac.in/noc21_cs60/preview

Coursera – Edge AI and Computer Vision (Intel + OpenVINO)

<https://www.coursera.org/learn/introduction-to-edge-ai>



Course Code: CAI3417	Course Title: Cognitive Computing Type of Course: Integrated	L- T-P- C	2	0	2	3
Version No.	1.0					
Course Pre-requisites	CSE2264					
Anti-requisites	NIL					
Course Description	This course explores the interdisciplinary domain of Cognitive Computing, inspired by the human brain's capability to reason, learn, and interact naturally. Students will study the fundamentals of cognitive systems, natural language processing, machine learning, and AI-driven decision-making, with a focus on building intelligent					

	applications using IBM Watson, transformers, and cognitive APIs.			
Course Objective	To understand the principles of cognitive systems and their architecture To explore the components of natural language understanding and reasoning To apply AI and ML models in cognitive tasks such as Q&A, dialogue, and speech To implement and evaluate real-world cognitive applications			
Course Outcomes	Upon successful completion, students will be able to: Explain the structure and functioning of cognitive computing systems Apply NLP and ML techniques to build cognitive applications Use cognitive computing APIs for speech, vision, and language understanding Develop intelligent solutions using IBM Watson and other platforms			
Course Content:				
Module 1	Introduction to Cognitive Computing	Assignment		18[8L+10P] Sessions
Topics: Definition and evolution of cognitive computing, Cognitive architecture: perception, reasoning, learning, decision-making, Differences between traditional AI and cognitive systems, Applications in healthcare, finance, education, and law.				
Module 2	Machine Learning in Cognitive Systems	Assignment		14[7L+7P] Sessions
Topics: Supervised, unsupervised, and reinforcement learning basics, Neural networks and deep learning, Introduction to cognitive frameworks (IBM Watson, Microsoft Azure AI, Google AI), Cognitive APIs for image, speech, and text processing				
Module 3	Natural Language Processing and Understanding	Assignment		14[6L+8P] Sessions
Topics: Language modeling, tokenization, stemming, lemmatization, Sentiment analysis, named entity recognition (NER), and summarization, Conversational AI: chatbots and voice assistants, Transformer				

models: BERT, GPT, and question answering systems.				
Module 4	Building Cognitive Applications	Assignment		14[6L+8P] Sessions
<p>Topics:</p> <p>Knowledge representation and reasoning, Integrating cognitive APIs (speech-to-text, text-to-speech, visual recognition), Ethical considerations and trust in cognitive systems, Cognitive services deployment and case studies.</p>				
<p>List of Lab Tasks</p> <p>Lab 1: Introduction to Cognitive Computing Platforms Objective: Explore IBM Watson and Azure Cognitive Services Task: Register and configure accounts for cloud-based cognitive tools Activity: Build a simple "Hello Cognitive World" app</p> <hr/> <p>Lab 2: Sentiment Analysis using IBM Watson NLP API Objective: Analyze emotional tone of user-generated content Task: Use Watson's NLP API to detect sentiment Activity: Visualize sentiment trends in tweets or reviews</p> <hr/> <p>Lab 3: Named Entity Recognition using spaCy Objective: Extract key entities from text Task: Identify names, places, and organizations Activity: Highlight named entities using Python and spaCy</p> <hr/> <p>Lab 4: Speech-to-Text using Google Cloud API Objective: Convert speech input into text Task: Use Google Cloud Speech API Activity: Transcribe audio files with speaker diarization</p> <hr/> <p>Lab 5: Text-to-Speech using IBM Watson TTS Objective: Generate human-like speech from text Task: Convert user input to spoken voice Activity: Play synthesized speech in a web app</p> <hr/> <p>Lab 6: Build a Visual Recognition App Objective: Identify objects in images Task: Use IBM Watson Visual Recognition API Activity: Upload image and detect labels or tags</p>				

Lab 7: Design a Conversational Chatbot with Dialogflow

Objective: Implement intent-based conversation flow

Task: Create intents, entities, and responses

Activity: Deploy chatbot on a web interface

Lab 8: Question Answering with Transformers

Objective: Use BERT to answer questions based on context

Task: Load pre-trained model and context documents

Activity: Ask and receive accurate answers using Hugging Face

Lab 9: Create a Knowledge Graph using Neo4j

Objective: Represent relationships among entities

Task: Build and query knowledge graphs

Activity: Visualize connections in graph format

Lab 10: Sentiment Classification with LSTM

Objective: Classify text as positive/negative

Task: Train LSTM model for binary sentiment

Activity: Evaluate with accuracy and confusion matrix

Lab 11: Image Captioning with CNN-RNN Architecture

Objective: Generate captions for images

Task: Integrate image features and text generation

Activity: Display image and generate natural description

Lab 12: Facial Expression Recognition using OpenCV

Objective: Detect and classify facial emotions

Task: Use emotion classification models

Activity: Real-time expression detection from webcam

Lab 13: Design a Voice Assistant using Python

Objective: Enable basic voice interaction

Task: Use speech recognition and TTS

Activity: Query weather, date, and time via voice

Lab 14: Ethical Use of Cognitive Computing Tools

Objective: Understand ethical AI deployment

Task: Analyze bias and fairness in models

Activity: Present case studies on responsible AI

Lab 15: Capstone Project – Build a Multi-Modal Cognitive App

Objective: Integrate speech, vision, and language

Task: Develop a chatbot with voice and visual recognition

Activity: Demonstrate and document full application pipeline

REFERENCE MATERIALS

TEXTBOOKS

Judith Hurwitz, Marcia Kaufman, Cognitive Computing and Big Data Analytics, Wiley, 2015

Rajiv Mathur, Cognitive Computing: Theory and Applications, CRC Press, 2022

REFERENCE BOOKS

Rob High, The Era of Cognitive Systems: An Inside Look at IBM Watson and How it Works, IBM Redbooks

Adnan Masood, Cognitive Computing Recipes: AI and Machine Learning Applications Using IBM Watson, Apress, 2019

Sebastian Raschka, Natural Language Processing with Transformers, O'Reilly, 2021

JOURNALS / MAGAZINES

IEEE Intelligent Systems

ACM Transactions on Interactive Intelligent Systems (TIIS)

Cognitive Computation (Springer)

Journal of Artificial Intelligence Research (JAIR)

SWAYAM / NPTEL / MOOCs

NPTEL – Deep Learning for Computer Vision (IIT Hyderabad)

<https://nptel.ac.in/courses/106106231>

Coursera – Introduction to IBM Watson (IBM)

<https://www.coursera.org/learn/ai-watson>

edX – IBM Applied AI: Cognitive Services

<https://www.edx.org/professional-certificate/ibm-applied-artificial-intelligence>

Course Code:	Course Title: Geospatial Data	L- T-P- C				
--------------	-------------------------------	-----------	--	--	--	--

CAI3418	Analytics		2	0	2	3
	Type of Course: Integrated					
Version No.	1.0					
Course Pre-requisites	CSE2264					
Anti-requisites	NIL					
Course Description	This course introduces the fundamentals of geospatial data and spatial analysis using modern analytical tools and technologies. It focuses on acquiring, visualizing, processing, and analyzing geographic data to extract meaningful patterns. Applications include urban planning, environmental monitoring, remote sensing, and location-based services.					
Course Objective	To understand the fundamentals of geospatial data and coordinate systems To perform spatial data processing and analysis using GIS tools To visualize geospatial data using mapping libraries and dashboards To apply machine learning and statistical models to spatial datasets					
Course Outcomes	Upon successful completion of this course, students will be able to: Work with different types of geospatial data and formats Perform spatial analysis and geoprocessing Build visualizations using GIS platforms and Python libraries Apply geospatial techniques for problem-solving in real-world scenarios					
Course Content:						
Module 1	Introduction to Geospatial Data and GIS	Assignment				18[8L+10P] Sessions
Topics: Basics of geospatial data: raster vs vector, Coordinate reference systems (CRS) and map projections, GIS architecture and components, Geospatial data sources: satellite, drone, GPS, open data.						
Module 2	Geospatial Data Handling and Visualization	Assignment				14[7L+7P] Sessions

Topics: Shapefiles, GeoJSON, and TIFF formats, Loading and manipulating geospatial data with GeoPandas, Map visualizations with Folium, Kepler.gl, and Plotly, Spatial joins, clipping, filtering, and reprojection				
Module 3	Spatial Analysis and Remote Sensing	Assignment		14[6L+8P] Sessions
Topics: Overlay operations, buffering, and geoprocessing, Raster analysis using rasterio, Remote sensing concepts and multispectral image analysis, NDVI, LST, and change detection from satellite images.				
Module 4	Applications and Machine Learning in Geospatial Analytics	Assignment		14[6L+8P] Sessions
Topics: Spatial clustering and hotspot analysis, Geospatial ML: land cover classification, object detection, Time series and spatiotemporal data analysis, Case studies in disaster management, urban planning, and climate monitoring.				
List of Lab Tasks Lab 1: Introduction to QGIS and Map Projections Objective: Understand GIS interface and coordinate systems Tasks: Load vector data and explore CRS Activity: Visualize administrative boundaries and reproject layers				
Lab 2: Handle Vector Data using GeoPandas Objective: Load and manipulate shapefiles in Python Tasks: Read, filter, and plot shapefile data Activity: Analyze India's state-level boundaries using GeoPandas				
Lab 3: Perform Spatial Joins and Buffering Objective: Learn spatial joins and geoprocessing Tasks: Combine population and boundary datasets Activity: Create buffer zones around city centers				
Lab 4: Visualize Maps using Folium and Kepler.gl Objective: Create interactive maps				

Tasks: Generate heatmaps and choropleth maps
Activity: Visualize crime or COVID-19 data on an interactive map

Lab 5: Work with Raster Data using Rasterio
Objective: Read and manipulate satellite imagery
Tasks: Load and clip raster images
Activity: Display elevation or vegetation maps

Lab 6: Calculate NDVI from Satellite Images
Objective: Perform vegetation index analysis
Tasks: Use Red and NIR bands to compute NDVI
Activity: Visualize vegetation cover changes

Lab 7: Geocoding and Reverse Geocoding
Objective: Convert addresses to coordinates
Tasks: Use Geopy and Google Maps API
Activity: Geocode location list and map them

Lab 8: Perform Land Use Classification using K-Means
Objective: Apply clustering to satellite images
Tasks: Use unsupervised learning on raster data
Activity: Classify urban vs green areas

Lab 9: Detect Change over Time in Remote Sensing Data
Objective: Analyze temporal changes
Tasks: Compare satellite images from different years
Activity: Detect urban expansion or deforestation

Lab 10: Build Dashboard using Plotly and Dash
Objective: Create an interactive geospatial dashboard
Tasks: Combine charts and maps
Activity: Display flood zones with demographic data

Lab 11: Perform Hotspot and Cluster Analysis
Objective: Identify spatial patterns
Tasks: Use DBSCAN or Getis-Ord G_i^* statistic
Activity: Detect crime or disease hotspots

Lab 12: Integrate GPS Data for Route Mapping

Objective: Process and visualize GPS tracks

Tasks: Load GPX/CSV files and plot paths

Activity: Analyze cycling or delivery routes

Lab 13: Apply Spatial Regression Models

Objective: Model spatial relationships

Tasks: Fit spatial autoregression (SAR) or GWR

Activity: Predict housing prices based on location

Lab 14: Use Google Earth Engine for Remote Sensing Analysis

Objective: Access cloud-based satellite processing

Tasks: Load and analyze Sentinel/Landsat data

Activity: Monitor water bodies or land surface temperature

Lab 15: Capstone – Geospatial Data Analytics Project

Objective: Apply geospatial techniques to a real dataset

Tasks: Perform end-to-end analysis

Activity: Present findings via dashboard or report

REFERENCE MATERIALS

TEXTBOOKS

Paul Longley et al., Geographic Information Systems and Science, Wiley, 4th Edition, 2015

Bolstad, Paul, GIS Fundamentals: A First Text on Geographic Information Systems, Eider Press, 6th Edition, 2019

REFERENCE BOOKS

Michael Dorman, Spatial Data Analysis in Python, Manning Publications, 2023

Andrew Cutts, Geospatial Analysis: A Comprehensive Guide, Winchelsea Press

Bonny P. McClain, Mastering Geospatial Analysis with Python, Packt Publishing, 2022

JOURNALS / MAGAZINES

International Journal of Geographical Information Science

Remote Sensing of Environment

Journal of Spatial Information Science

GIScience & Remote Sensing

SWAYAM / NPTEL / MOOCs

NPTEL – Introduction to GIS (IIT Roorkee)

<https://nptel.ac.in/courses/105107120>

Coursera – Geospatial and Environmental Analysis (UC Davis)

<https://www.coursera.org/learn/environmental-analysis>

edX – Geospatial Data Science and Applications (Tsinghua University)

<https://www.edx.org/course/geospatial-data-science>

Google Earth Engine Tutorials

<https://developers.google.com/earth-engine/tutorials>

Course Code:	Course Title:	L- T-P- C				86
--------------	---------------	-----------	--	--	--	----

CAI3419	AI for energy consumption optimization Type of Course: Integrated		2	0	2	3
Version No.	1.0					
Course Pre-requisites	CSE2264					
Anti-requisites	NIL					
Course Description	This course provides an in-depth study of how artificial intelligence can be leveraged to optimize energy consumption across various domains such as smart buildings, industrial systems, smart grids, and renewable energy. Students will learn how to use machine learning and deep learning models to analyze consumption data, predict future usage, and automate control for improved efficiency and sustainability.					
Course Objective	This course aims to impart practical knowledge in applying AI methods for optimizing energy usage, with a focus on reducing energy waste, maximizing efficiency, and integrating sustainable technologies through experiential learning.					
Course Outcomes	Course Outcomes On successful completion of this course, students will be able to: Understand the fundamentals of energy consumption systems and optimization methods. (Understand) Apply AI models to forecast and control energy usage. (Apply) Analyze and derive insights from energy data for efficient decision-making. (Analyze) Design intelligent energy optimization systems using modern AI tools. (Create)					
Course Content:						
Module 1	Introduction to Energy Systems and Optimization	Assignment				18[8L+10P] Sessions
Topics: Basics of energy generation, transmission, and consumption,Key challenges in energy optimization, Overview of smart energy systems and IoT integration,Fundamentals of optimization: cost, usage, scheduling						
Module 2	Machine	Assignment				14[7L+7P]

	Learning for Energy Forecasting			Sessions
Topics: Energy datasets and data preprocessing, Regression techniques for load and usage prediction, Time-series modeling with ARIMA and LSTM, Evaluation metrics and model selection				
Module 3	Deep Learning and Reinforcement Learning for Energy Control	Assignment		14[6L+8P] Sessions
Topics: Neural networks for pattern recognition in energy data, Deep learning for anomaly detection, Reinforcement learning for energy-efficient control systems, AI in smart HVAC and lighting systems				
Module 4	Applications and Emerging Trends	Assignment		14[6L+8P] Sessions
Topics: AI in smart homes and smart cities, Integration with renewable energy sources, Case studies: AI in smart grids, buildings, and industry, Future trends: Edge AI, Federated learning in energy networks				
Project work/Assignment:				
Develop a forecasting model for household energy optimization, Implement an RL-based agent to control energy consumption in a simulated environment, Design a smart energy dashboard with real-time analytics				
List of Lab Tasks: Lab 1: Load and explore energy consumption datasets (e.g., UCI, OpenEI) Lab 2: Clean and preprocess data for modeling Lab 3: Build a linear regression model for consumption forecasting Lab 4: Apply decision tree and random forest for energy classification Lab 5: Implement an ARIMA model for time-series analysis Lab 6: Develop a deep learning (LSTM) model for energy prediction Lab 7: Perform anomaly detection on smart meter data				

Lab 8: Develop a clustering model to group usage patterns

Lab 9: Design a dashboard for visualizing real-time and historical energy data

Lab 10: Build a rule-based control system for smart appliances

Lab 11: Implement Q-learning for controlling a simulated thermostat

Lab 12: Reinforcement learning for lighting system optimization

Lab 13: Forecast solar energy generation using weather and usage data

Lab 14: Combine IoT data with AI models for intelligent decision-making

Lab 15: Final capstone: Smart energy optimization prototype using AI

REFERENCE MATERIALS

TEXTBOOKS

Abhishek Kumar, Machine Learning and Data Science in the Energy Sector, Wiley, 2022.

Peter Palensky et al., Energy Informatics: Fundamentals and Applications, Springer, 2021.

REFERENCES

Soteris Kalogirou, Artificial Intelligence in Energy and Renewable Energy Systems, Nova Science Publishers, 2013.

Klaus-Dieter Thoben et al., AI Methods for Smart Energy Systems and Industry 4.0, Springer, 2020.

Subramanian Vadari, Smart Grid Redefined: Transformation of the Electric Utility, CRC Press, 2020.

JOURNALS / MAGAZINES

IEEE Transactions on Smart Grid

Energy and AI (Elsevier)

Renewable & Sustainable Energy Reviews

SWAYAM/NPTEL/MOOCs

NPTEL – Smart Grid Technology by IIT Kharagpur

Coursera – AI for Energy

edX – Data Science and Machine Learning for Energy Systems

Course Code: CAI3420	Course Title: Bio Medical Informatics Type of Course: Integrated	L- P- T-C	2	0	2	3
Version No.	1.0					
Course Pre-requisites	CSE2264					
Anti-requisites	NIL					
Course Description	This course introduces students to Bio Medical Informatics. The focus is on understanding domain-specific data and AI methods applicable to healthcare. The course includes both theoretical and practical components that prepare students for real-world applications in the health sector.					
Course Objective	The objective of the course is SKILL DEVELOPMENT of students using EXPERIENTIAL LEARNING techniques.					
Course Out Comes	On successful completion of the course the students shall be able to: On successful completion of the course the students shall be able to: CO1: Describe the scope and importance of Bio Medical Informatics. [Understand] CO2: Identify and pre-process health-related data for analysis. [Apply] CO3: Build intelligent models to support medical diagnostics or analytics. [Apply] CO4: Evaluate AI models for performance and reliability in healthcare. [Analyze] CO5: Design ethical, efficient AI-based systems for healthcare applications. [Create]					
Course Content:						
Module 1	Introduction to Bio Medical Informatics	Assignment	Program activity			22 Hours
This module introduces the fundamental concepts of Bio Medical Informatics, outlining its scope and significance in modern healthcare. Students will learn about the different types of biomedical data including structured, semi-structured, and unstructured formats. The role of information systems such as Electronic Health Records (EHRs) and medical standards like ICD, SNOMED CT, and HL7 will be discussed. The application of data science and AI in areas such as diagnostics, treatment planning, and clinical workflows will be explored through real-world use cases. This module sets the foundation for understanding how informatics bridges technology and medicine.						
Module 2	Data collection, preprocessing techniques and AI model design	Assignment	Program activity			22 Hours s92

In this module, the focus shifts to data acquisition and preprocessing techniques essential for biomedical data analysis. Students will explore various data collection methods used in healthcare, including clinical trials, IoT-based sensors, and surveys. Key topics include data cleaning, integration of heterogeneous sources, handling missing values, and feature engineering for biomedical signals and images. Privacy concerns and de-identification practices in patient data will also be addressed. Practical exposure to preprocessing tools and techniques will prepare students for effective data handling in real-world scenarios.

Module 3	Model training, validation, interpretation, and performance metric	Assignment	Program activity	18 Hours
----------	--	------------	------------------	----------

This module delves into the application of machine learning algorithms within the biomedical context. Students will implement supervised learning methods such as logistic regression, decision trees, and support vector machines, along with unsupervised techniques like clustering for patient stratification. Emphasis will be placed on performance evaluation using metrics tailored to healthcare (e.g., sensitivity, specificity, AUC). Techniques for improving model robustness, including cross-validation and model interpretability tools like SHAP and LIME, will be discussed. Real-life datasets will be used to build disease prediction models, offering insights into practical implementation challenges.

Module 4	Deployment, ethics in AI for healthcare, and case studies	Assignment	Program activity	13 Hours
----------	---	------------	------------------	----------

The final module focuses on deploying AI models in clinical environments and understanding the ethical, legal, and social implications of Bio Medical Informatics. Students will learn about lightweight deployment tools such as Flask and Streamlit for building user interfaces and dashboards. Case studies on clinical decision support systems (CDSS) will illustrate the integration of AI into healthcare systems. The module also explores recent trends such as personalized medicine, genomic data analysis, and the role of AI in epidemiology. Ethical dilemmas, bias mitigation, and fairness in AI applications are also critically examined to ensure responsible use of technology in healthcare.

List of Lab Tasks:

Lab Sheet 1: Introduction to healthcare datasets using Python; Data visualization using matplotlib and seaborn

Lab Sheet 2: Data cleaning techniques; Feature selection methods for health data

Lab Sheet 3: Logistic regression for disease prediction; Evaluate with confusion matrix

Lab Sheet 4: Decision trees and random forests; Cross-validation comparisons

Lab Sheet 5: Clustering with K-means; Hierarchical clustering
Lab Sheet 6: Time series forecasting with ARIMA; Anomaly detection
Lab Sheet 7: Genomic sequence preprocessing; Feature extraction
Lab Sheet 8: Medical image preprocessing; CNN classification (e.g., chest X-rays)
Lab Sheet 9: NLP on clinical notes; Named Entity Recognition
Lab Sheet 10: SHAP/LIME interpretability; Deployment with Flask/Streamlit
Lab Sheet 11: Dashboard design; Integration with cloud or mobile apps
Lab Sheet 12: Bias detection and mitigation
Lab Sheet 13: COVID-19 case study; Real-time data visualization
Targeted Application & Tools that can be used Python, scikit-learn, pandas, matplotlib, seaborn, Jupyter, TensorFlow/PyTorch, Streamlit
Project work/Assignment:
Assignment: Assignments include module-wise exercises and real-world project implementation.
Text Book T1: Adam Bohr & Kaveh Memarzadeh – Artificial Intelligence in Healthcare, Academic Press, 2020 T2: Kevin Franks – Machine Learning for Healthcare, Apress, 2022
References R1: Recent journal articles from IEEE, Nature, and PubMed R2: Online materials from NPTEL, Coursera Web resources:
Topics relevant to development of “Skill Development”: Health informatics, AI modeling, data analytics Topics relevant to development of “Environment and sustainability: Public health data analysis,

Course Code: CAI3421	Course Title: Intelligent System for Disease Prediction and Drug Discovery Type of Course: Integrated	L- P- T-C	2	0	2	3
Version No.	1.0					
Course Pre-requisites	CSE2264					
Anti-requisites	NIL					
Course Description	This course provides in-depth understanding and hands-on exposure to advanced techniques in Intelligent System for Disease Prediction and Drug Discovery. It aims to enhance technical skills for solving complex problems in healthcare using AI.					
Course Objective	The objective of the course is SKILL DEVELOPMENT of students using EXPERIENTIAL LEARNING techniques.					
Course Out Comes	<p>On successful completion of the course the students shall be able to:</p> <p>On successful completion of the course the students shall be able to:</p> <p>CO1: Describe the scope and role of intelligent systems in disease prediction and drug discovery. [Understand]</p> <p>CO2: Identify and prepare relevant clinical and molecular data for AI model development. [Apply]</p> <p>CO3: Build machine learning and deep learning models for disease prediction and drug target identification. [Apply]</p> <p>CO4: Evaluate the effectiveness of AI models using appropriate metrics in healthcare settings. [Analyze]</p> <p>CO5: Design and propose intelligent, ethical systems for real-world clinical and pharmaceutical applications. [Create]</p>					
Course Content:	95					

Module 1	Fundamentals of Intelligent Systems in Healthcare	Assignment	Program activity	22 Hours
This module introduces students to the fundamentals of intelligent systems and their significance in disease prediction and drug discovery. It covers knowledge-based systems, expert systems, and decision support systems with examples from clinical settings. Students learn how AI mimics human reasoning for healthcare applications and the use of knowledge engineering in rule-based diagnosis.				
Module 2	Data-Driven Approaches in Disease Prediction	Assignment	Program activity	22 Hours
The focus here is on data-driven intelligent systems using machine learning and deep learning. It covers data acquisition from clinical databases, molecular and drug databases, and preprocessing techniques suitable for biological data. Techniques for classifying disease patterns and identifying drug targets using AI are discussed.				
Module 3	AI in Computational Drug Discovery	Assignment	Program activity	18 Hours
This module delves into computational drug discovery, covering ligand-based and structure-based approaches. Students explore QSAR modeling, molecular docking, and neural networks for compound activity prediction. Ethical concerns and challenges in in-silico trials are also introduced.				
Module 4	Integration and Applications in Clinical Workflows	Assignment	Program activity	13 Hours
The final module addresses the integration of intelligent systems in clinical workflows and pharmaceutical research. Topics include AI-based platforms for precision medicine, clinical validation, regulatory compliance, and case studies on successful AI-driven drug discovery pipelines.				
List of Lab Tasks: Lab Sheet 1 Level 1: Introduction to healthcare and molecular datasets Level 2: Data loading and exploration using Python (pandas, NumPy) Lab Sheet 2 Level 1: Data cleaning and preprocessing (missing values, normalization) Level 2: Feature selection for clinical and drug datasets Lab Sheet 3 Level 1: Implementation of classification models (Logistic Regression, Decision Trees) Level 2: Model evaluation using confusion matrix and ROC-AUC				

Lab Sheet 4

Level 1: Application of deep learning models for disease prediction

Level 2: Hyperparameter tuning and performance comparison

Lab Sheet 5

Level 1: Introduction to molecular representations (SMILES, fingerprints)

Level 2: Compound similarity calculation and clustering

Lab Sheet 6

Level 1: QSAR modeling using regression techniques

Level 2: Interpretation of chemical descriptors and activity prediction

Lab Sheet 7

Level 1: Structure-based drug discovery: basics of molecular docking

Level 2: Running docking simulations using open-source tools (e.g., AutoDock)

Lab Sheet 8

Level 1: Development of a basic rule-based expert system for disease diagnosis

Level 2: Knowledge base and inference engine simulation

Lab Sheet 9

Level 1: Data visualization with seaborn and matplotlib

Level 2: Creating dashboards to visualize model predictions

Lab Sheet 10

Level 1: Ethical case study analysis in AI-driven healthcare

Level 2: Design of fairness-aware AI models for drug discovery

Lab Sheet 11–15

Capstone mini-project development based on real-world data

Includes problem definition, data handling, model building, evaluation, and report writing

Targeted Application & Tools that can be used

Python, scikit-learn, pandas, matplotlib, seaborn, Jupyter, TensorFlow/PyTorch, Streamlit

Project work/Assignment:

Assignment: Assignments include module-wise exercises and real-world project implementation.

Text Book
T1: Adam Bohr & Kaveh Memarzadeh – Artificial Intelligence in Healthcare, Academic Press, 2020
T2: Kevin Franks – Machine Learning for Healthcare, Apress, 2022
References
R1: Krittanawong, C., Johnson, K.W., Rosenson, R.S., et al. Deep learning for cardiovascular medicine: A practical primer. European Heart Journal, 2020.
R2: Ekins, S., Puhl, A.C., Zorn, K.M., et al. Exploiting machine learning for end-to-end drug discovery and development. Nature Materials, 2019.
R3: Topol, E. Deep Medicine: How Artificial Intelligence Can Make Healthcare Human Again. Basic Books, 2019.
Web resources:
R4: NPTEL Course – AI for Drug Discovery and Healthcare, https://nptel.ac.in
R5: Coursera Specialization – AI in Healthcare Specialization, Stanford University, https://coursera.org
Topics relevant to development of “Skill Development”:
Development of classification and regression models
Topics relevant to development of “Environment and sustainability: Reduction of animal testing through AI-based drug screening and in-silico trials

Course Code: CAI3422	Course Title: AI for Medical Imaging Type of Course: Integrated	L- T- C	2	0	2	3
Version No.	1.0					
Course Pre-requisites	CSE2264					
Anti-requisites	NIL					

Course Description	This course focuses on applying artificial intelligence and deep learning to medical image analysis. Students will explore medical imaging modalities, preprocessing techniques, computer vision models, and deployment strategies. Emphasis is placed on real-world applications such as disease diagnosis, image segmentation, and anomaly detection.			
Course Objective	The objective of the course is SKILL DEVELOPMENT of students using EXPERIENTIAL LEARNING techniques..			
Course Out Comes	<p>On successful completion of the course the students shall be able to:</p> <p>CO1: Describe different medical imaging modalities and AI applications. [Understand]</p> <p>CO2: Preprocess and annotate medical images for AI pipelines. [Apply]</p> <p>CO3: Build and train computer vision models for disease detection. [Apply]</p> <p>CO4: Evaluate performance of AI models using imaging metrics. [Analyze]</p> <p>CO5: Design and deploy ethical and explainable AI solutions in medical imaging. [Create]</p>			
Course Content:				
Module 1	Medical Imaging Modalities and Preprocessing	Assignment	Program activity	22 Hours
This module covers the foundations of medical imaging modalities such as X-rays, CT, MRI, and ultrasound. Students are introduced to DICOM formats, imaging physics, and image acquisition principles. The importance of image preprocessing for AI applications is emphasized.				
Module 2	Deep Learning for Image Analysis	Assignment	Program activity	22 Hours
Focus is placed on computer vision and deep learning techniques in imaging. Key concepts include convolutional neural networks (CNNs), image segmentation, classification, and detection. Hands-on exercises include building image classification models for disease identification.				
Module 3	Advanced Imaging Techniques and Evaluation	Assignment	Program activity	18 Hours
Advanced topics such as 3D imaging, multi-modal fusion, and transfer learning are covered. Students also explore annotation tools, dataset creation, and model performance metrics like Dice coefficient and IoU.				

Module 4	Deployment and Real-world Applications	Assignment	Program activity	13 Hours
This module discusses AI deployment in radiology workflows, regulatory and ethical considerations, and real-world implementation. Use cases like tumor detection, fracture analysis, and pneumonia prediction are analyzed for impact and accuracy.				
<p>List of Lab Tasks:</p> <p>Lab Sheet 1</p> <p>Level 1: Loading and visualizing medical images (DICOM, PNG, JPEG) using Python libraries (e.g., pydicom, OpenCV)</p> <p>Level 2: Image enhancement techniques such as histogram equalization, denoising, and contrast adjustment</p> <p>Lab Sheet 2</p> <p>Level 1: Image annotation using tools like LabelImg or CVAT</p> <p>Level 2: ROI (Region of Interest) extraction and mask creation for segmentation tasks</p> <p>Lab Sheet 3</p> <p>Level 1: Building a basic Convolutional Neural Network (CNN) for classifying binary medical images</p> <p>Level 2: Fine-tuning pretrained models (e.g., VGG16, ResNet) on a labeled medical image dataset</p> <p>Lab Sheet 4</p> <p>Level 1: Semantic segmentation using U-Net architecture</p> <p>Level 2: Evaluation using IoU and Dice coefficient</p> <p>Lab Sheet 5</p> <p>Level 1: Multi-class classification with medical datasets (e.g., chest X-ray with normal, pneumonia, COVID-19 labels)</p> <p>Level 2: Performance evaluation using confusion matrix, sensitivity, specificity, and ROC-AUC</p> <p>Lab Sheet 6</p> <p>Level 1: Heatmap generation for explainability using Grad-CAM</p> <p>Level 2: Visual interpretation of model decisions in medical diagnosis</p> <p>Lab Sheet 7</p> <p>Level 1: 3D image visualization using volumetric data (CT/MRI) with SimpleITK</p> <p>Level 2: Slice-wise analysis and conversion between formats (e.g., NIfTI to PNG)</p> <p>Lab Sheet 8</p> <p>Level 1: Building a simple web interface using Streamlit for AI-based image diagnosis</p>				

<p>Level 2: Deployment and testing of the model in the interface</p> <p>Lab Sheet 9</p> <p>Level 1: Comparative study of model performance with and without data augmentation</p> <p>Level 2: Real-world use case: early detection of breast cancer using mammography</p> <p>Lab Sheet 10</p> <p>Capstone Project: End-to-end implementation of an AI model for a medical imaging problem (e.g., lung opacity classification, brain tumor segmentation, or fracture detection)</p>
<p>Targeted Application & Tools that can be used</p> <p>Programming Language: Python</p> <p>Deep Learning Frameworks: TensorFlow, Keras, PyTorch</p> <p>Computer Vision Libraries: OpenCV, PIL (Python Imaging Library)</p> <p>Medical Image Processing: pydicom, nibabel, SimpleITK</p> <p>Annotation Tools: Labelling, CVAT, VGG Image Annotator (VIA)</p> <p>Visualization: Matplotlib, Seaborn, Grad-CAM for explainability</p> <p>Model Deployment: Streamlit, Flask</p> <p>Datasets: NIH Chest X-ray, COVID-19 Radiography Dataset, BraTS for brain tumor segmentation, LIDC-IDRI</p>
<p>Project work/Assignment:</p>
<p>Assignment: Assignments include module-wise exercises and real-world project implementation.</p>
<p>Text Book</p> <p>T1: Adam Bohr & Kaveh Memarzadeh, Artificial Intelligence in Healthcare, Academic Press, 2020.</p> <p>T2: S. Kevin Zhou, Hayit Greenspan, Dinggang Shen, Deep Learning for Medical Image Analysis, Academic Press, 2017.</p>

References

R1: M. A. Haidekker, Medical Imaging Technology, Springer, 2013.

R2: Geert Litjens et al., A survey on deep learning in medical image analysis, Medical Image Analysis, Elsevier, 2017.

R3: Online resources including Coursera's AI for Medical Diagnosis, Stanford's CS231n: Convolutional Neural Networks for Visual Recognition, and NPTEL's Medical Image Computing

Web resources:

<https://www.coursera.org/learn/ai-for-medical-diagnosis> – AI for Medical Diagnosis by DeepLearning.AI

<https://cs231n.stanford.edu/> – CS231n: Convolutional Neural Networks for Visual Recognition, Stanford University

<https://nptel.ac.in/courses/106/106/106106213/> – Medical Image Computing, NPTEL

<https://www.kaggle.com/datasets> – Public datasets for medical image classification and segmentation

<https://grand-challenge.org/> – AI challenges and annotated datasets for medical imaging research

Topics relevant to development of “Skill Development”:

Image preprocessing and augmentation techniques

Design and training of deep learning models for medical image classification and segmentation

Evaluation of AI models using healthcare-specific metrics (e.g., sensitivity, specificity, IoU, Dice score)

Interpretation of model predictions using explainability tools (e.g., Grad-CAM)

Building and deploying real-time diagnostic tools using Python, Streamlit, and cloud platforms

Collaborative problem-solving through project-based learning with real medical datasets

Topics relevant to development of “Environment and sustainability”:

Use of AI to reduce redundant imaging procedures, minimizing patient exposure to radiation and resource use

Energy-efficient model architectures and deployment practices to lower computational footprint in healthcare AI

Early detection and screening with AI to reduce the need for invasive follow-up procedures and hospital admissions

Cost-effective diagnostic solutions that support equitable access to healthcare in under-resourced or rural areas

Adoption of paperless workflows and digital tools to support green healthcare initiatives

Course Code: CAI3423	Course Title: Genomic Data Science Type of Course: Integrated	L- P- T- C	2	0	2	3
Version No.	1.0					
Course Pre-requisites	CSE2264					
Anti-requisites	NIL					
Course Description	This course provides an in-depth understanding of genomic data and the computational approaches used to analyze it. Students will explore genome structures, sequencing technologies, data preprocessing techniques, and the application of machine learning and statistical tools for interpreting genomic data. The course aims to equip students with the skills needed to extract meaningful insights from genomic datasets for biomedical and healthcare applications.					
Course Objective	The objective of the course is SKILL DEVELOPMENT of students using EXPERIENTIAL LEARNING techniques.					
Course Out Comes	On successful completion of the course the students shall be able to: CO1: Describe fundamental genomic concepts and technologies. [Understand] CO2: Preprocess and manage large-scale genomic datasets. [Apply] CO3: Apply bioinformatics and ML techniques to genomic data. [Apply] CO4: Analyze and interpret patterns in gene expression and sequence data. [Analyze] CO5: Design solutions for personalized healthcare using genomic insights. [Create]					
Course Content:						
Module 1	Introduction to Genomics and Data Sources	Assignment	Program activity			22 Hours 10
An introduction to the field of genomics and its role in personalized medicine forms the basis of this						

module. Topics include genome structure, sequencing technologies, types of genomic data, and public genomic databases such as ENSEMBL, NCBI, and 1000 Genomes.				
Module 2	Genomic Data Preprocessing and Feature Engineering	Assignment	Program activity	22 Hours
Students learn to handle large-scale genomic data, including sequence alignment (BLAST, BWA), variant calling (VCF), and gene expression analysis (microarray, RNA-seq). Focus is also given to quality control, normalization, and handling missing values.				
Module 3	Machine Learning in Genomic Analysis	Assignment	Program activity	18 Hours
Machine learning approaches are applied to tasks such as disease susceptibility prediction, biomarker discovery, and patient stratification. Techniques include classification, clustering, and feature selection using scikit-learn and bioinformatics tools like BioPython and Bioconductor.				
Module 4	Applications in Personalized Medicine	Assignment	Program activity	13 Hours
This module explores case studies in cancer genomics, pharmacogenomics, and population genomics. Ethical considerations, data privacy (e.g., HIPAA, GDPR), and the integration of genomic data into clinical workflows are discussed.				
<p>List of Lab Tasks:</p> <p>Lab Sheet 1</p> <p>Level 1: Retrieve DNA and protein sequences from NCBI and Ensembl databases</p> <p>Level 2: Visualize and annotate genomic regions using the UCSC Genome Browser</p> <p>Lab Sheet 2</p> <p>Level 1: Perform sequence alignment using BLAST (Basic Local Alignment Search Tool)</p> <p>Level 2: Use BWA (Burrows-Wheeler Aligner) for short-read alignment; convert to SAM/BAM formats</p> <p>Lab Sheet 3</p> <p>Level 1: Variant calling from aligned reads using bcftools or GATK</p> <p>Level 2: Annotate variants using tools like VEP (Variant Effect Predictor) or SnpEff</p> <p>Lab Sheet 4</p> <p>Level 1: Preprocess microarray gene expression data (normalization, filtering)</p> <p>Level 2: Perform RNA-seq pipeline: FASTQ to aligned reads and read counts</p> <p>Lab Sheet 5</p>				

<p>Level 1: Feature engineering: convert genomic data into machine learning-ready formats</p> <p>Level 2: Apply dimensionality reduction (PCA, t-SNE) on gene expression datasets</p> <p>Lab Sheet 6</p> <p>Level 1: Train a simple classifier (e.g., SVM, Decision Tree) to predict disease from gene expression</p> <p>Level 2: Evaluate model performance using accuracy, precision, recall, and AUC</p> <p>Lab Sheet 7</p> <p>Level 1: Cluster genomic samples using k-means and hierarchical clustering</p> <p>Level 2: Visualize clusters using heatmaps and dendrograms</p> <p>Lab Sheet 8–10</p> <p>Capstone Project: Use genomic datasets to identify candidate biomarkers or predict disease risk; includes full workflow from data preprocessing to model evaluation and report presentation</p>
<p>Targeted Application & Tools that can be used</p> <p>Data Repositories: NCBI, Ensembl, 1000 Genomes Project, UCSC Genome Browser</p> <p>Sequence Analysis: BLAST, BWA, SAMtools, FASTQC</p> <p>Variant Calling & Annotation: bcftools, GATK, VEP, SnpEff</p> <p>Gene Expression Analysis: DESeq2, edgeR (via R/Bioconductor), limma</p> <p>Machine Learning Libraries: scikit-learn, TensorFlow, XGBoost</p> <p>Bioinformatics Libraries: BioPython, Bioconductor (R), pyVCF</p> <p>Visualization: matplotlib, seaborn, pheatmap, genome browsers</p> <p>Web Platforms: Galaxy, EMBL-EBI Tools</p> <p>Environments: Jupyter Notebook, RStudio, Google Colab</p>
<p>Project work/Assignment:</p>
<p>Assignment: Assignments include module-wise exercises and real-world project implementation.</p>
<p>Text Book</p> <p>T1: Michael C. Schatz et al., Genomic Data Science, Cold Spring Harbor Lab Press, 2022</p> <p>T2: Jason H. Moore & Scott M. Williams, Bioinformatics for Geneticists, Wiley, 2020</p>
<p>References</p>

R1: R. Durbin et al., Biological Sequence Analysis, Cambridge University Press, 1998

R2: Online resources from Coursera (e.g., Genomic Data Science Specialization by Johns Hopkins), NPTEL, and EMBL-EBI

Web resources:

<https://www.ncbi.nlm.nih.gov/> – NCBI Genomics Portal

<https://www.ensembl.org/> – Ensembl Genome Browser

<https://galaxyproject.org/> – Web-based bioinformatics analysis platform

<https://bioconductor.org/> – Open software for genomic data analysis

Topics relevant to development of “Skill Development”:

Genome browsing and data retrieval

Variant analysis and functional annotation

Machine learning applications in genomics

Development of predictive models using omics data

Project-based learning with publicly available datasets

Topics relevant to development of “Environment and sustainability:

Use of genomics to develop sustainable agriculture and precision nutrition

Minimizing clinical trial waste through AI-based patient stratification

Genetic screening for early disease detection to reduce long-term healthcare burden

Efficient use of cloud computing for large-scale genomic data analysis

Course Code: CAI3424	Course Title: Clinical Data Science Type of Course: Integrated	L- T-C	2	0	2	3
Version No.	1.0					
Course Pre-requisites	CSE2264					
Anti-requisites	NIL					

Course Description	This course introduces students to clinical data and the computational methods used for its analysis in healthcare. The curriculum covers electronic health records (EHR), clinical coding systems, data preprocessing, predictive modeling, and visualization. Students gain skills in transforming raw clinical data into meaningful insights for improving patient outcomes and supporting evidence-based decision-making.			
Course Objective	The objective of the course is SKILL DEVELOPMENT of students using EXPERIENTIAL LEARNING techniques.			
Course Out Comes	<p>On successful completion of the course the students shall be able to:</p> <p>CO1: Describe clinical data sources, structures, and standards. [Understand]</p> <p>CO2: Preprocess and integrate structured and unstructured clinical data. [Apply]</p> <p>CO3: Build analytical models for clinical decision support. [Apply]</p> <p>CO4: Evaluate model accuracy and interpret outputs using relevant metrics. [Analyze]</p> <p>CO5: Design data-driven solutions for real-world healthcare scenarios. [Create]</p>			
Course Content:				
Module 1	Introduction to Clinical Data and Coding Systems	Assignment	Program activity	22 Hours
This module introduces electronic health records (EHRs), their components, and commonly used clinical coding systems like ICD, CPT, and LOINC. Students understand how structured and unstructured clinical data are generated and stored in hospitals and research environments.				
Module 2	Clinical Data Processing and Integration	Assignment	Program activity	22 Hours
Focuses on data cleaning, missing value handling, temporal sequencing, and merging data from disparate hospital systems. Students explore preprocessing tools such as pandas and SQL, with real-world clinical datasets for practice.				
Module 3	Predictive Analytics and Risk Modeling	Assignment	Program activity	18 Hours
Students learn to develop and evaluate machine learning models for predicting hospital readmissions, disease progression, and patient risk scores. Survival analysis and calibration techniques are introduced.				

Module 4	Visualization and Deployment in Clinical Workflows	Assignment	Program activity	13 Hours
Covers best practices for visualizing clinical KPIs, creating dashboards for hospital use, and regulatory requirements like HIPAA and HL7 compliance. Students build real-time reporting tools for clinical insights.				
<p>List of Lab Tasks:</p> <p>Lab Sheet 1</p> <p>Level 1: Explore the structure of synthetic electronic health records (EHRs)</p> <p>Level 2: Extract and visualize demographic information using SQL or pandas</p> <p>Lab Sheet 2</p> <p>Level 1: Preprocess structured clinical data: handle missing values, outliers</p> <p>Level 2: Transform unstructured clinical notes using basic NLP (e.g., tokenization, stemming)</p> <p>Lab Sheet 3</p> <p>Level 1: Join and merge multi-source clinical datasets (e.g., labs + diagnosis + medication)</p> <p>Level 2: Time-based filtering and patient cohort generation using temporal queries</p> <p>Lab Sheet 4</p> <p>Level 1: Build a logistic regression model to predict hospital readmission</p> <p>Level 2: Evaluate model performance using confusion matrix and ROC curve</p> <p>Lab Sheet 5</p> <p>Level 1: Perform survival analysis using Kaplan-Meier estimator</p> <p>Level 2: Cox proportional hazards model to analyze patient survival risk</p> <p>Lab Sheet 6</p> <p>Level 1: Create a visual dashboard of patient metrics using tools like matplotlib or seaborn</p> <p>Level 2: Build a real-time monitoring dashboard with Streamlit</p> <p>Lab Sheet 7–10</p> <p>Capstone Project: End-to-end clinical analytics project: data preprocessing, modeling, evaluation, and reporting using real-world or simulated data</p>				
Targeted Application & Tools that can be used				

<p>Data Repositories & Formats: MIMIC-III, eICU, FHIR, CSV, HL7</p> <p>Programming & Data Handling: Python, SQL, pandas, NumPy</p> <p>Data Visualization: matplotlib, seaborn, Plotly, Streamlit</p> <p>Machine Learning Frameworks: scikit-learn, XGBoost</p> <p>Survival Analysis: Lifelines (Python), R survival package</p> <p>NLP for Clinical Text: spaCy, NLTK, SciSpacy</p> <p>Dashboards & Reporting: Power BI, Streamlit, Tableau (optional)</p> <p>Environment: Jupyter Notebook, Google Colab, Anaconda</p>
Project work/Assignment:
Assignment: Assignments include module-wise exercises and real-world project implementation.
<p>Text Book</p> <p>T1: Mark L. Braunstein, Practitioner's Guide to Health Informatics, Springer, 2015.</p> <p>T2: Pradeep Menon, Applied Clinical Informatics: A Practical Guide for Healthcare Professionals, CRC Press, 2021.</p>
<p>References</p> <p>R1: J. D. Dalianis, Clinical Text Mining: Secondary Use of Electronic Patient Records, Springer, 2018.</p> <p>R2: Steinar Carlsen et al., Health Informatics: An Interprofessional Approach, Elsevier, 2020.</p> <p>R3: Online resources including MIMIC-III tutorials (MIT-LCP), NPTEL Health Analytics courses, and Coursera's Data Science in Stratified Healthcare and Precision Medicine.</p> <p>Web resources:</p> <p>https://physionet.org/about/mimic/ – MIMIC-III: Medical Information Mart for Intensive Care</p> <p>https://www.hl7.org/ – Health Level Seven International (HL7 standards)</p> <p>https://nptel.ac.in/courses/106/106/106106213 – NPTEL: Health Informatics and Analytics</p> <p>https://www.coursera.org/learn/clinical-data-science – Coursera: Clinical Data Science Specialization</p> <p>https://streamlit.io/ – Streamlit: Rapid development of clinical data dashboards</p>
Topics relevant to development of “Skill Development”:

Handling and preprocessing large-scale clinical datasets (structured and unstructured)

Using SQL and Python for real-world healthcare data analysis

Developing predictive models for risk scoring and clinical decision support

Conducting survival analysis and time-to-event modeling

Visualizing healthcare data using professional dashboard tools

Building real-time, interactive applications for clinical reporting and monitoring

Applying NLP techniques for extracting information from clinical notes

Topics relevant to development of “Environment and sustainability:

Promoting data-driven, paperless clinical workflows for sustainable healthcare management

Reducing unnecessary diagnostic procedures through predictive analytics

Enhancing resource optimization in hospitals via data-informed decision-making

Supporting public health sustainability through early risk detection and preventive care models

Minimizing environmental burden by deploying digital dashboards and remote monitoring systems

Course Code: CAI3425	Course Title: AI in Epidemiology and Public Health Analytics Type of Course: Integrated	L- P- T-C	2	0	2	3
Version No.	1.0					
Course Pre-requisites	CSE2264					
Anti-requisites	NIL					
Course Description	This course explores how artificial intelligence can be applied in epidemiology and public health to understand, predict, and manage health outcomes at a population level. Students will gain skills in analyzing health indicators, working with public datasets, and developing AI-based models for forecasting outbreaks and informing health policy decisions					
Course Objective	The objective of the course is SKILL DEVELOPMENT of students using EXPERIENTIAL LEARNING techniques.					

Course Out Comes	<p>On successful completion of the course the students shall be able to:</p> <p>CO1: Explain the principles of epidemiology and population health data. [Understand]</p> <p>CO2: Preprocess and analyze large-scale public health datasets. [Apply]</p> <p>CO3: Develop AI models for outbreak prediction and risk estimation. [Apply]</p> <p>CO4: Evaluate model outcomes for public health decision-making. [Analyze]</p> <p>CO5: Design data-driven tools and dashboards for health policy and surveillance. [Create]</p>			
Course Content:				
Module 1	Foundations of Epidemiology and Health Indicators	Assignment	Program activity	22 Hours
Introduces the core concepts of epidemiology including incidence, prevalence, mortality, morbidity, and health surveillance systems. Students learn about the structure and utility of public health datasets such as NHANES, DHS, and WHO databases.				
Module 2	Public Health Data Analytics	Assignment	Program activity	22 Hours
Focuses on collecting, cleaning, and analyzing epidemiological data using statistical and AI tools. Students apply descriptive analytics and GIS-based visualizations to identify trends and disparities in population health.				
Module 3	AI Models for Population Health Forecasting	Assignment	Program activity	18 Hours
Students build predictive models for disease outbreak forecasting, disease burden estimation, and vaccination coverage prediction using machine learning algorithms like decision trees, SIR models, and ensemble methods.				
Module 4	Visualization and Ethical Implications in Public Health AI	Assignment	Program activity	13 Hours
Students develop dashboards and visual reports to support public health decision-making. The module also explores privacy, fairness, and ethical issues in population-level AI applications.				

List of Lab Tasks:

Lab Sheet 1

Level 1: Load and explore public health datasets (e.g., NHANES, DHS)

Level 2: Perform descriptive statistical analysis (mean, median, incidence rates)

Lab Sheet 2

Level 1: Clean and preprocess public health data using pandas

Level 2: Perform demographic segmentation and cohort analysis

Lab Sheet 3

Level 1: Visualize disease distribution geographically using plotly or geopandas

Level 2: Create choropleth maps and interactive visualizations

Lab Sheet 4

Level 1: Train a decision tree or logistic regression model to classify health risk groups

Level 2: Evaluate classification performance using ROC and precision-recall curves

Lab Sheet 5

Level 1: Apply time series forecasting (e.g., ARIMA) to model disease trends

Level 2: Compare model forecasts with actual data using RMSE

Lab Sheet 6

Level 1: Implement a simple SIR model to simulate disease spread

Level 2: Calibrate parameters to fit real-world outbreak data

Lab Sheet 7

Level 1: Build a public health dashboard using Streamlit

Level 2: Integrate multiple charts and summary statistics into an interactive interface

Lab Sheet 8–10

Capstone Project: Design an AI-based early warning system or policy dashboard using historical epidemic or immunization data

Targeted Application & Tools that can be used

Public Health Datasets: NHANES, DHS, WHO Global Health Observatory, India NFHS

Programming & Analysis: Python, pandas, NumPy, SciPy, statsmodels

Visualization: matplotlib, seaborn, plotly, geopandas, folium

<p>AI/ML Frameworks: scikit-learn, XGBoost, Prophet, TensorFlow (optional)</p> <p>Epidemiological Modeling: SIR/SEIR models using custom Python functions</p> <p>Geospatial Mapping: QGIS (optional), plotly choropleths, mapbox</p> <p>Dashboards & Reporting: Streamlit, Tableau (optional), Power BI</p> <p>Environments: Jupyter Notebook, Google Colab, Anaconda</p>
<p>Project work/Assignment:</p>
<p>Assignment: Assignments include module-wise exercises and real-world project implementation.</p>
<p>Text Book</p> <p>T1: Michael J. Paul & Mark Dredze, Social Monitoring for Public Health, Morgan & Claypool, 2017.</p> <p>T2: R. Bonita, R. Beaglehole & T. Kjellström, Basic Epidemiology, 2nd Edition, WHO Press, 2006.</p>
<p>References</p> <p>R1: David L. Streiner & Geoffrey R. Norman, Health Measurement Scales: A Practical Guide to Their Development and Use, Oxford University Press, 2015.</p> <p>R2: Online resources including CDC WONDER database, WHO Health Data Platform, and training modules from Johns Hopkins' Coursera series on Public Health Data Science</p> <p>R3: Tutorials and documentation for SIR/SEIR modeling, GIS-based health data visualization, and epidemiological surveillance dashboards</p> <p>Web resources:</p> <p>https://www.who.int/data – WHO Global Health Observatory (GHO)</p> <p>https://www.cdc.gov/datastatistics – CDC Data & Statistics</p> <p>https://www.coursera.org/specializations/public-health-data-science – Coursera: Public Health Data Science Specialization</p> <p>https://ourworldindata.org/coronavirus – COVID-19 data and public health analysis tools</p> <p>https://www.healthdata.org/ – Institute for Health Metrics and Evaluation (IHME)</p>
<p>Topics relevant to development of “Skill Development”:</p> <p>Epidemiological data cleaning, exploration, and statistical summarization</p> <p>Application of machine learning for disease prediction and outbreak forecasting</p> <p>Use of geospatial tools for mapping and hotspot analysis</p>

Development of interactive public health dashboards using real datasets

Deployment of AI models for real-time public health monitoring

Communication of data-driven insights for policy formulation and community awareness

Topics relevant to development of “Environment and sustainability:

Early detection and mitigation of disease outbreaks to reduce public health burden

AI-based models to track the impact of climate change on health outcomes

Data-driven planning for sustainable healthcare infrastructure and resource allocation

Monitoring of environmental hazards (e.g., air/water pollution) and their epidemiological impact

Supporting sustainable development goals (SDGs) related to health and well-being (e.g., SDG 3, SDG 6, SDG 13)

Course Code: CAI3426	Course Title: Time Series Analysis for Patient Monitoring Type of Course: Integrated	L- P- T- C	2	0	2	3
Version No.	1.0					
Course Pre-requisites	CSE2264					
Anti-requisites	NIL					
Course Description	This course focuses on time series data generated from continuous patient monitoring systems such as ICU sensors, wearable devices, and medical records. Students will learn to preprocess, analyze, and forecast temporal data using classical and machine learning-based time series models to detect anomalies and predict patient conditions.					
Course Objective	The objective of the course is SKILL DEVELOPMENT of students using EXPERIENTIAL LEARNING techniques.					
Course Out Comes	On successful completion of the course the students shall be able to: CO1: Explain the nature and components of time series data in healthcare. [Understand] CO2: Preprocess and extract meaningful features from patient monitoring data.					

	[Apply] CO3: Build forecasting and anomaly detection models using time series techniques. [Apply] CO4: Evaluate the performance of time series models for clinical applications. [Analyze] CO5: Design intelligent patient monitoring solutions using real-time data streams. [Create]			
Course Content:				
Module 1	Fundamentals of Healthcare Time Series Data	Assignment	Program activity	22 Hours
Introduces sources and structures of time series data in healthcare, such as vital signs, ECG, glucose levels, and ICU telemetry. Covers time series components (trend, seasonality, noise) and visualization techniques.				
Module 2	Time Series Preprocessing and Feature Engineering	Assignment	Program activity	22 Hours
Focuses on handling missing data, irregular sampling, outliers, normalization, resampling, and windowing. Techniques for extracting rolling statistics and domain-specific temporal features are covered.				
Module 3	Forecasting and Anomaly Detection Models	Assignment	Program activity	18 Hours
Students implement statistical models like ARIMA, SARIMA, and exponential smoothing, as well as ML-based approaches such as LSTM, GRU, and hybrid models. Emphasis is placed on model selection, tuning, and interpretability.				
Module 4	Deployment and Real-time Monitoring Applications	Assignment	Program activity	13 Hours
Covers real-time patient monitoring frameworks, streaming data pipelines, alert systems, and dashboard integration using lightweight deployment tools (e.g., Streamlit, MQTT). Includes ethical and regulatory issues in monitoring.				
List of Lab Tasks:				11

Lab Sheet 1

Level 1: Load and visualize patient time series data (e.g., heart rate, ECG)

Level 2: Decompose time series into trend, seasonality, and residuals

Lab Sheet 2

Level 1: Handle missing data using interpolation and imputation techniques

Level 2: Resample irregularly spaced data and smooth noisy signals

Lab Sheet 3

Level 1: Extract rolling statistics (mean, std) and domain-specific features (e.g., HRV)

Level 2: Apply time windowing techniques for model input preparation

Lab Sheet 4

Level 1: Build an ARIMA model for forecasting a physiological signal

Level 2: Evaluate model performance using MAE, RMSE, and residual plots

Lab Sheet 5

Level 1: Train an LSTM model for predicting vital signs

Level 2: Tune hyperparameters and visualize learning curves

Lab Sheet 6

Level 1: Detect anomalies in ICU data using Z-score and Isolation Forest

Level 2: Compare detection rates across different methods

Lab Sheet 7

Level 1: Create a real-time streaming simulation using stored sensor data

Level 2: Trigger alerts when predefined clinical thresholds are breached

Lab Sheet 8–10

Capstone Project: Develop an end-to-end patient monitoring pipeline (data ingestion, processing, forecasting, alerting, and visualization)

Targeted Application & Tools that can be used

Programming Languages & Libraries:

Python, pandas, NumPy, matplotlib, seaborn, statsmodels

Time Series & Forecasting:

ARIMA, SARIMA, Holt-Winters, Prophet, scikit-learn, pmdarima

Deep Learning Models:

TensorFlow, Keras, LSTM, GRU, Autoencoders

Anomaly Detection:

Isolation Forest, Z-score, One-Class SVM

Data Visualization & Dashboards:

Plotly, Streamlit, Dash

Healthcare Datasets & Simulators:

MIMIC-III Waveform Database, PhysioNet, openICPSR vital sign data

Streaming & Real-time Tools (optional):

MQTT, Apache Kafka (for advanced setups), Flask for alerting interfaces

Development Environment:

Jupyter Notebook, Google Colab, VS Code

Project work/Assignment:

Assignment: Assignments include module-wise exercises and real-world project implementation.

Text Book

T1: Aileen Nielsen, Practical Time Series Analysis: Prediction with Statistics and Machine Learning, O'Reilly Media, 2019

T2: Paolo Emiliozzi, Time Series Forecasting in Python, Leanpub, 2021

References

R1: Rob J. Hyndman & George Athanasopoulos, Forecasting: Principles and Practice, OTexts, 3rd edition (freely available online)

R2: Online resources and datasets from <https://physionet.org/> – MIMIC, eICU, and waveform databases

R3: Tutorials from Coursera's Time Series Forecasting, NPTEL's Healthcare Analytics, and GitHub repositories for clinical time series modeling using LSTM and GRU

Web resources:

<https://physionet.org/> – PhysioNet: Free access to physiological time series datasets (e.g., MIMIC, ECG, ICU signals)

<https://otexts.com/fpp3/> – Online book: Forecasting: Principles and Practice

<https://www.coursera.org/learn/time-series> – Coursera: Time Series Forecasting Specialization

<https://github.com/awsmlabs/gluon-ts> – GluonTS: Probabilistic time series modeling with deep learning

https://tensorflow.org/tutorials/structured_data/time_series – TensorFlow Time Series tutorials

Topics relevant to development of “Skill Development”:

Preprocessing and analyzing time series data from patient monitoring systems

Building forecasting models using ARIMA, LSTM, and hybrid techniques

Detecting anomalies in vital signs and physiological signals

Designing end-to-end data pipelines for real-time health monitoring

Developing interactive dashboards and alerting systems for clinical decision support

Hands-on experience with publicly available ICU and wearable sensor datasets

Topics relevant to development of “Environment and sustainability:

Reducing unnecessary hospital visits through continuous remote monitoring of patients

Promoting sustainable healthcare by enabling early detection and preventive interventions

Minimizing resource usage (e.g., tests, ICU beds) through AI-based forecasting and anomaly alerts

Supporting environmentally friendly healthcare models by integrating low-power wearable devices

Enhancing public health outcomes with minimal ecological impact via digital monitoring platforms

Course Code: CAI3427	Course Title: Language Models for Text Mining Type of Course: Integrated	L-T-P-C	2	0	2	3
Version No.	1.0					
Course Pre-requisites	CSE2264					
Anti-requisites	NIL					
Course Description	<p>This course introduces the basics of Text Mining and Natural Language Processing. The course will teach students different concepts such as text mining, NLP, Sequence Labeling, etc.</p> <p>Topics: Text Mining, NLP, Tokenization, Lemmatization, Stemming, One-hot encoding, Language modelling, Bag-of-words, Term-document Matrix, Cosine similarity, Viterbi Algorithm, etc.</p>					
Course Objectives	The objective of the course is EMPLOYBILITY of student by using EXPERIENTIAL LEARNING techniques.					

Course Out Comes	On successful completion of this course the students shall be able to:			
	Process text data to derive information from text. [Apply]			
	Apply insights from textual information to real-world business. [Apply]			
	Develop solutions for a particular NLP problem using different machine learning and deep learning techniques. [Apply]			
	Utilize different NLP tools and packages. [Apply]			
Course Content:				
Module 1	Text Mining	Adversarial Quiz Tests	Module Tests	No. of Sessions: 09
Introduction to Text Mining. Text Mining vs. NLP. Text Mining Algorithms. Steps in Text Mining - Extraction, Preprocessing, Analysis and Evaluation. Lexical Resource Creation (NEW). Data collection. String Manipulation to Clean Data. Natural Language Processing. Research Paradigms in NLP. Sequential Data. Sequence Labeling (NEW). Viterbi Algorithm (NEW). Corpus. Building a HMM using a Corpus (NEW). Unknown word handling (NEW).				
Module 2	Text Preprocessing	Adversarial Quiz Tests	Module Tests	No. of sessions: 06
Introduction to Preprocessing. Tokenization. Stop Words Removal. Lemmatization and Stemming. PoS Tagging. Integer Encoding. Padding. One-Hot Encoding.				
Module 3	Text Representations	Adversarial Quiz Tests	Module Tests	No. of sessions: 08
Language Modeling. N-Gram Language Model. Bag-of-Words Model. Term-Document Matrix. Term Frequency. Inverse Document Frequency. TF-IDF. Cosine Similarity. Naive Bayes Classifier using Bag-of-Words. Topic Modeling. Latent Semantic Analysis. Singular Value Decomposition. Truncated SVD and Topic Vector. LDA Algorithm.				
Module 4	Natural Language Processing with Keras	Adversarial Quiz Tests	Module Tests	No. of Sessions: 06
Word Embeddings vs. One-Hot Encoding. Contextual Bag of Words (CBOW). Skipgram. Deep Learning for Document Classification.				
List of Lab Tasks:				
Experiment No. 1: File Handling				
Level 1: Read text files using Python and extract meaningful content.				
Level 2: Parse text files using Python to preprocess the data for NLP tasks.				

Experiment No. 2: Introduction to NLP Tools

Level 1: Install and use NLTK for basic text processing.

Level 2: Install and use SpaCy for tokenization, PoS tagging, and Named Entity Recognition.

Experiment No. 3: Corpus Cleaning Techniques

Level 1: Use NLTK for corpus cleaning techniques such as tokenization, stopwords removal, and stemming.

Level 2: Prepare cleaned text data for downstream NLP tasks like classification or translation.

Experiment No. 4: Word Vector Usage

Level 1: Download and use pre-trained word vectors (e.g., Word2Vec, GloVe, or FastText).

Level 2: Compute similarity between two words, find the most similar word, and complete word analogies (e.g., king - man + woman = queen).

Experiment No. 5 & 6: Language Identification

Level 1: Build a simple language identifier using Bag-of-Words (BoW) features.

Level 2: Predict the language of a given text using the trained model.

Experiment No. 7 & 8: Lexical Simplification

Level 1: Implement a lexical simplifier to replace complex words with simpler alternatives.

Level 2: Generate a simplified version of a given word or sentence while preserving meaning.

Experiment No. 9 & 10: Sentiment Analysis

Level 1: Implement a basic sentiment classifier using a lexicon-based or machine learning approach.

Level 2: Compare the performance of an existing sentiment classifier (e.g., VADER, TextBlob, or a pre-trained Transformer model).

Experiment No. 11: Named Entity Recognition (NER)

Level 1: Extract named entities from a text using NLTK.

Level 2: Extract named entities using SpaCy and compare results.

Experiment No. 12 & 13: Implement a Hidden Markov Model (HMM)

Level 1: Implement a generic HMM for sequence prediction.

Level 2: Calculate the forward probability of a given sequence using HMM.

Experiment No. 14: Linguistic HMM

Level 1: Develop a Hidden Markov Model (HMM) for NLP tasks such as PoS tagging.

Level 2: Evaluate the performance of the HMM on a specific NLP task (e.g., Named Entity Recognition or Chunking).

Experiment No. 15: Machine Translation

Level 1: Implement Machine Translation (MT) using a pre-trained model from Hugging Face Transformers.

Level 2: Evaluate the quality of MT output via Round-Trip Translation (translate text to another language and back to check accuracy).

Targeted Application & Tools that can be used:

Google Colab

Python IDEs like PyCharm

Project work/Assignment: Mention the Type of Project /Assignment proposed for this course

Group project on some NLP Task like text classification (Creating a Simple Text Classifier: Use Scikit-learn to classify positive vs. negative reviews from a dataset), sentiment analysis, etc.

Textbook(s):

Daniel Jurafsky, James H. Martin. "Speech and Language Processing: An Introduction to Natural Language Processing", Computational Linguistics and Speech, Pearson Publication, 2025 (3rd Edition Draft).

Aditya Joshi, Pushpak Bhattacharyya. "Natural Language Processing", Wiley Publication, 2023 (1st Edition).

References:

R1. Chris Manning and Hinrich Schutze, "Foundations of Statistical Natural Language Processing", 1st Edition, MIT Press. 1999.

R2. Pawan Goyal. "Natural Language Processing". 1st Edition, 2016.

Weblinks

W1. E-Book link or R2: <https://drive.google.com/file/d/10nbwAJd-dv6htOOZVBgAvLd1WscI0RqC/view>

W2. Web Resource for T1: <https://web.stanford.edu/~jurafsky/slp3/> - VERY VERY IMPORTANT!!!

W3. NPTEL Courses: <https://nptel.ac.in/courses/106106211> (CMI),
<https://nptel.ac.in/courses/106105158> (IIT Kgp), <https://nptel.ac.in/courses/106101007> (IITB),

<https://nptel.ac.in/courses/106105572> (IIT Kgp - NEW)

Course Code: CAI3428	Course Title: Practical Deep Learning with TensorFlow Type of Course: Integrated	L- T-P- C	2	0	2	3
Version No.	1.0					
Course Pre-requisites	CSE2264					
Anti-requisites	NIL					
Course Description	This course introduces students to the concepts of deep neural networks and state of the art approaches to develop deep learning models. In this course students will be given an exposure to the details of neural networks as well as deep learning architectures and to develop end-to-end models for such tasks. It will help to design and develop an application-specific deep learning models and also provide the practical knowledge handling and analyzing end user realistic applications.					
Course Objective	This course is designed to improve the learners EMPLOYABILITY SKILLS by using EXPERIENTIAL LEARNING techniques.					
Course Outcomes	On successful completion of this course the students shall be able to: Implement backpropagation and gradient descent techniques to train neural networks effectively. (Apply) Build and train deep learning models using Python libraries such as TensorFlow and Keras for real-world applications. (Apply) Utilize deep learning techniques for image classification, object detection, sentiment analysis, and language modeling. (Apply)					
Course Content:						
Module 1	Basics of Neural Networks	Assignment				18[8L+10P] Sessions 12

Topics: Understanding Perceptron with Excel, Understanding Multilayer Perceptron with Excel, From Multilayer Perceptron to Deep Learning, Error Backpropagation and Gradient Descent to reduce errors, Activation Functions, Deep Learning, Problems with Deep Learning with solutions.				
Module 2	TensorFlow Basics	Assignment		14[7L+7P] Sessions
Topics: Introduction to TensorFlow, TensorFlow dataset, Machine Learning with TensorFlow				
Module 3	Deep Learning methods with Tensor Flow and Keras	Assignment		14[6L+8P] Sessions
Topics: Main Features of TensorFlow, Keras basics, AI with Keras.				
Project work/Assignment:				
Assignment 1 on (Module 1 and Module 2) Assignment 2 on (Module 3)				
List of Lab Tasks: Lab 1: Working with Deep Learning Frameworks Objective: Explore various Deep Learning Frameworks Tasks: Identify deep learning frameworks (Keras, Tensorflow, Matplotlib, etc) Activity: Practice with various methods available in DL Frameworks to develop a Model. Lab 2: Build a Basic Artificial Neural Network Objective: Create a ANN with DL frameworks. Task: Identify suitable ANN Layers using Keras and Tensorflow. Activity: Design a basic Artificial Neural Networks using Keras with TensorFlow (pima-indians-diabetes) Lab 3: Build a MultiLayer Perceptron Objective: Create a MLP for classification task.				

Task: Identify suitable model for house price prediction.

Activity: Design a MLP for implementing classification and fine-tuning using House price.csv

Lab 4: Create a Tensor in TensorFlow using List or Numpy array.

Objective: To understand how to create a tensor in TensorFlow using a Python list or NumPy array

Task: Create a simple tensor using both a Python list and a NumPy array in TensorFlow.

Activity: Create a tensor using a Python list and Numpy array

Lab 5: Apply math operations on tensor using various mathematical functions.

Objective: To learn how to apply mathematical operations on tensors using various TensorFlow mathematical functions.

Task: Perform basic mathematical operations (addition, subtraction, multiplication, division) and advanced functions (square, square root, exponential) on tensors.

Activity: Perform basic math operations: Add, Subtract, Multiply, Divide and Apply advanced math functions: Square, Square root, Exponential.

Lab 6: Connecting two tensors in dataset.

Objective: Combine two tensors using concatenation and stacking operations in TensorFlow.

Task: Combine two tensors using concatenation and stacking operations in TensorFlow

Activity: Concatenate them along a specific axis and Stack them along a new axis.

Lab 7: Building dataset from a file stored in a local drive

Objective: To learn how to build a dataset in TensorFlow from a file stored in a local drive.

Task: Load a dataset from a CSV file stored on the local drive and process it using TensorFlow

Activity: Load the file using TensorFlow's tf.data API and Process the dataset (e.g., convert it into tensors)

Lab 8: Loading Dataset from TensorFlow.dataset Library

Objective: To learn how to load a dataset from the tensorflow_datasets library and use it in machine learning models.

Task: Load a dataset from TensorFlow Datasets (tfds), preprocess it, and display sample data

Activity: Load a dataset (e.g., MNIST, CIFAR-10, IMDB Reviews) and Split the dataset into training and

testing sets.

Lab 9: Build a Convolutional Neural Network

Objective: Create a CNN model.

Task: Build CNN architecture for Dog-Cat classification problem.

Activity: Implement a Convolution Neural Network (CNN) for dog/cat classification problem using keras.

Lab 10: Build a Time-Series Model

Objective: Create a RNN and LSTM Model

Task: Build RNN/LSTM Model for predicting time series data.

Activity Train a sentiment analysis model on IMDB dataset, use RNN layers with LSTM/GRU notes.

REFERENCE MATERIALS:

TEXTBOOKS

François Chollet, “Deep Learning with Python”, 2nd Edition, Manning Publications, 2022

Ian Goodfellow, Yoshua Bengio, Aaron Courville, “Deep Learning”, MIT Press, 2017.

REFERENCES

Amlan Chakrabarti Amit Kumar Das, Saptarsi Goswami, Pabitra Mitra , “Deep Learning”, Pearson Publication, 2021.

David Foster, “Generative Deep Learning” O’Reilly Publishers, 2020.

John D Kellehar, “Deep Learning”, MIT Press, 2020.

JOURNALS/MAGAZINES

IEEE Transactions on Neural Networks and Learning Systems

<https://ieeexplore.ieee.org/xpl/RecentIssue.jsp?punumber=5962385>

IEEE Transactions on Pattern Analysis and Machine Intelligence

<https://ieeexplore.ieee.org/xpl/RecentIssue.jsp?punumber=34>http://ijaerd.com/papers/special_papers/IT032.pdf

International Journal of Intelligent Systems <https://onlinelibrary.wiley.com/journal/1098111x>

SWAYAM/NPTEL/MOOCs:

Swayam Nptel – Deep Learning – IIT Ropar https://onlinecourses.nptel.ac.in/noc21_cs35/preview

Coursera – Neural Networks and Deep Learning Andrew Ng

Coursera - Neural Networks for Machine Learning by Geoffrey Hinton in Coursera

Course Code: UG COURSE: CAI3429	Course Title: Deep Learning Techniques for Computer Vision Type of Course: Integrated	L-T- P- C	2	0	2	3
Version No.	1.0					
Course Pre-requisites	MAT2402					
Anti-requisites	NIL					
Course Description	This course covers the fundamentals and advanced concepts of deep learning for computer vision applications. Students will explore convolutional neural networks (CNNs), object detection, image segmentation, and generative models. Hands-on lab experiments will reinforce theoretical concepts using frameworks like TensorFlow and PyTorch.					
Course Out Comes	<p>On successful completion of the course the students shall be able to:</p> <p>Understand the Fundamentals of Deep Learning for Vision</p> <p>Explain the core concepts of neural networks and deep learning architectures for image processing.</p> <p>Implement and optimize convolutional neural networks (CNNs) for classification tasks.</p> <p>Apply Object Detection and Image Segmentation Techniques</p> <p>Implement and analyze state-of-the-art object detection algorithms such as YOLO, Faster R-CNN, and SSD.</p> <p>Develop and evaluate image segmentation models like U-Net and Mask R-CNN.</p> <p>Explore Advanced Deep Learning Techniques for Vision</p> <p>Utilize Vision Transformers (ViTs) and attention mechanisms for image classification.</p> <p>Generate and manipulate images using Generative Adversarial Networks (GANs).</p> <p>Deploy and Optimize Deep Learning Models for Real-World Applications</p>					

Course Content:				
Module 1	Fundamentals of Deep Learning for Vision	Assignment	Practical	No. of Classes:8
Introduction to Deep Learning & Neural Networks, Convolutional Neural Networks (CNNs) Architecture Backpropagation & Optimization in CNNs, Transfer Learning & Pretrained Models.				
Module 2	Object Detection & Image Segmentation	Assignment	Practical	No. of Classes:14
Introduction to Object Detection (R-CNN, SSD, YOLO), Region Proposal Networks (Faster R-CNN) Semantic & Instance Segmentation (U-Net, Mask R-CNN), Real-time Object Detection Applications				
Module 3	Advanced Topics in Vision	Assignment	Practical	No. of Classes:8
Attention Mechanisms & Vision Transformers (ViTs), Generative Adversarial Networks (GANs) for Image Generation, Self-supervised Learning for Vision, Multi-modal Learning (CLIP, DALL·E)				
Module 4	Applications & Deployment	Assignment	Practical	No. of Classes:8
Edge AI & Mobile Deployment (TensorFlow Lite, ONNX), Adversarial Attacks & Robustness in Vision Models, Explainability & Interpretability of Vision Models, Case Studies & Industry Applications				
<p>Lab Experiments are to be conducted on the following topics:-</p> <p>Lab Sheet 1:</p> <p>Keras Sequential API model</p> <p>Read in the data and explore</p> <p>Define a Sequential API model</p> <p>Define the hyperparameters and optimizer</p> <p>Train the model and visualize the history</p> <p>Testing</p> <p>Keras Functional API model:</p> <p>Define a Functional API model</p>				

Train the model and visualize the history

Lab Sheet 2:

Softmax regression with Keras

Read in the data and prepare

Define a Sequential API model

Define the hyperparameters and optimizer

Train the model and visualize the history

Testing

Lab Sheet 3:

Convolutional Neural Network with Keras (grayscale images)

Read in the data:

Visualize the data:

Prepare the data:

Define a CNN model:

Define the hyperparameters and optimizer:

Train the model and visualize the history:

Testing:

Lab Sheet 4:

Convolutional Neural Network with Keras (color images):

Read in the data:

Visualize the data:

Prepare the data:

Define a CNN model:

Define the hyperparameters and optimizer:

Train the model and visualize the history:

Testing:

Lab Sheet 5:

Time series and prediction:

Read in the data and explore:

Apply the exponential smoothing method and predict

Recurrent neural network (RNN):

Pre-processing:

Do the necessary definitions: (Hyper parameters, Model,

Train the model:

Predict the future:

Lab Sheet 6:

Document classification with LSTM network:

Read in the data:

Explore the data:

Data preprocessing:

Define the model:

Define the optimizer and compile:

Train the model and visualize the history:

Testing:

Lab Sheet 7:

Document classification with LSTM network (Binary):

Read in the data:

Explore the data:

Data preprocessing:

Define the model:

Define the optimizer and compile:

Train the model and visualize the history:

Testing:

Lab Sheet 8:

Document classification with LSTM + CNN network (Binary):

Read in the data:

Explore the data:

Data preprocessing:

Define the model:

Define the optimizer and compile:

Train the model and visualize the history:

Testing:

Lab Sheet 9:

Softmax regression to recognize the handwritten digits:

Download the MNIST data:

Take a look at the dataset:

Do the necessary definitions:

Training and Testing:

Multi-layer neural network to recognize the handwritten digits:

Download the MNIST data:

Take a look at the dataset:

Do the necessary definitions:

Training and Testing:

Lab Sheet 10:

Object Detection using YOLOv5

Lab Sheet 11:

Image Segmentation using U-Net

Custom Object Detection using Faster R-CNN

Lab Sheet 12:

Implementing Vision Transformers for Image Classification

Generating Images using GANs (DCGAN, StyleGAN)

(Group Project)

Object Detection and Recognition:

Haar cascade object detection (e.g., face detection or object detection using pre-trained classifiers).

Feature-based object detection using techniques like Speeded-Up Robust Features (SURF) or Scale-Invariant Feature Transform (SIFT).

Deep learning-based object detection using Convolutional Neural Networks (CNNs) or You Only Look Once (YOLO) algorithm.

Optical Character Recognition (OCR):

Preprocessing of text images (e.g., binarization, noise removal, or skew correction).

Text localization using techniques like connected component analysis or Stroke Width Transform (SWT).

Character recognition using machine learning algorithms like Support Vector Machines (SVM) or Convolutional Neural Networks (CNNs).

Gesture Recognition:

Hand segmentation using techniques like background subtraction or skin color detection.

Feature extraction from hand regions (e.g., finger counting, hand shape descriptors).

Classification of gestures using machine learning algorithms (e.g., k-Nearest Neighbors or Support Vector Machines).

Tools/Software Required :

OpenCV 4

Python 3.7

MATLAB

Text Books

“Deep Learning for Computer Vision Image Classification, Object Detection and Face Recognition in Python” Jason Brownlee (2019)

“Deep Learning for Computer Vision with python” Adrian Rosebrock (2017)

References

Goodfellow, I., Bengio, Y., & Courville, A. (2016). Deep Learning. MIT Press.

A foundational book covering deep learning principles, including CNNs, optimization, and generative models.

Raschka, S., & Mirjalili, V. (2022). Machine Learning with PyTorch and Scikit-Learn. Packt Publishing.

Covers practical deep learning techniques using PyTorch, including CNNs and transfer learning.

Geron, A. (2022). Hands-On Machine Learning with Scikit-Learn, Keras, and TensorFlow (3rd Edition). O'Reilly Media.

Provides hands-on implementations of deep learning for computer vision using TensorFlow and Keras.

Zhang, A., Lipton, Z. C., Li, M., & Smola, A. J. (2021). Dive into Deep Learning. Available online (<https://d2l.ai>).

Open-access book covering CNNs, object detection, and advanced vision techniques with PyTorch and TensorFlow.

Chollet, F. (2021). Deep Learning with Python (2nd Edition). Manning Publications.

Explains deep learning fundamentals and applications with Keras, including image classification and segmentation.

Ballé, J., Laparra, V., & Simoncelli, E. P. (2017). Deep Learning for Computer Vision: A Brief Introduction.

A concise introduction to CNNs, object detection, and generative models.

Course Code: CSE3426	Course Title: Front-end Full Stack Development Course Type : Lab Integrated	L- T-P- C	2	0	2	3
Version No.		1.0				
Course Pre-requisites		CSE2258				
Anti-requisites		NIL				
Course Description		This intermediate course enables students to perform front-end full stack development, with emphasis on employability skills. The course covers key technologies and architectures that enables the student to design and implement front-end. On successful completion of this course, the student shall be able to pursue a career in full-stack development. The students shall develop strong problem-solving skills as part of this course.				
Course Objectives		The objective of the course is to familiarize the learners with the concepts Front end Full Stack Development and attain Employability through experiential Learning techniques.				
Course Outcomes		On successful completion of the course the students shall be able to: 1] Describe the fundamentals of DevOps and Front-end full stack development. [Comprehension] 2] Illustrate a basic web design using HTML, CSS, Javascript. [Application] 3] Illustrate development of a responsive web. [Application] 4] Apply concepts of Angular.js to develop a web front-end. [Application]				

Course Content:					
Module 1	Fundamentals of DevOps	Project		Programming	04 Sessions
	<p>Topics:</p> <p>Introduction to Agile Methodology; Scrum Fundamentals; Scrum Roles, Artifacts and Rituals; DevOps – Architecture, Lifecycle, Workflow & Principles; DevOps Tools Overview – Jenkins, Docker, Kubernetes.</p> <p>Review of GIT source control.</p>				
Module 2	Web Design & Development	Project		Programming	03 Sessions
	<p>Topics:</p> <p>HTML5 – Syntax, Attributes, Events, Web Forms 2.0, Web Storage, Canvas, Web Sockets; CSS3 – Colors, Gradients, Text, Transform;</p> <p>Assignment: Develop a website for managing HR policies of a department.</p>				
Module 3	Responsive web design	Project		Programming	08 Sessions
	<p>Topics:</p> <p>BootStrap for Responsive Web Design; JavaScript – Core syntax, HTML DOM, objects, classes, Async; Ajax and jQuery Introduction</p> <p>Assignment: Design and develop a website that can actively keep track of entry-exit information of a housing society.</p>				
Module 4	Fundamentals of Angular.js	Project		Programming	15 Sessions
	<p>Topics:</p> <p>Setting up Development & Build Environment: Node.js and NPM; Introduction to TypeScript; Working with OOP concepts with TypeScript; Angular Fundamentals; Angular CLI; Introduction to TypeScript; Debugging Angular applications; Components & Databinding in Depth; Angular Directives; Using Services & Dependency Injection; Angular Routing; Observables; Handling Forms in Angular Apps; Output transformation using Pipes; Making Http Requests; Authentication & Route Protection; Dynamic Components; Angular Modules & Optimizing Angular Apps; Deploying an Angular App; Angular Animations; Adding Offline Capabilities with Service Workers; Unit Testing in Angular Apps (Jasmine, Karma). Overview of React.js</p> <p>Assignment: Develop a software tool to do inventory management in a warehouse.</p>				
	<p>Targeted Application & Tools that can be used:</p> <p>Application Area is to Design and Analyzing the efficiency of Algorithms. This fundamental</p>				

	<p>course is used by all application developers.</p> <p>Professionally Used Software: GCC compiler.</p>
	<p>Text Book:</p> <p>T1. Fender, Young, “Front-end Fundamentals”, Leanpub, 2015</p> <p>T2. Northwood, Chris, “The Full Stack Developer: Your Essential Guide to the Everyday Skills Expected of a Modern Full Stack Web Developer”, APress, 2018</p>
	<p>References:</p> <p>R1. Flanagan D S, “Javascript : The Definitive Guide” 7th Edition. 7th ed. O'Reilly Media; 2020.</p> <p>R2. Alex Libby, Gaurav Gupta, and Asoj Talesra. “Responsive Web Design with HTML5 and CSS3 Essentials”, Packt Publishing, 2016</p> <p>R3. Duckett J Ruppert G Moore J. “Javascript & JQuery : Interactive Front-End Web Development.”; Wiley; 2014.</p> <p>R4. Web Reference:</p> <p>https://www.youtube.com/watch?v=JGNTYXkVCVY&list=PLd3UqWTnYXOKTSBCBNyyhxo_jxIY_uTWA&index=2</p> <p>R5. Web Reference: https://www.freecodecamp.org/news/frontend-web-developer-bootcamp/</p> <p>https://puniversity.informaticsglobal.com:2229/login.aspx?direct=true&db=nlebk&AN=2233842&site=ehost-live</p> <p>https://nptel.ac.in/courses/106102064</p>
	<p>Topics relevant to development of “Employability”: DevOps Tools Overview – Jenkins, Docker, Kubernetes for developing Employability Skills through Experiential Learning techniques. This is attained through assessment component mentioned in course handout.</p>

Course Code: CSE3427	Course Title: Java Full Stack Development Course Type: Lab Integrated	L- T-P- C	2	0	2	3
-------------------------	--	-----------	---	---	---	---

Version No.		1.0			
Course Pre-requisites		CSE2258			
Anti-requisites					
Course Description		This advanced level course enables students to perform full stack development using Java, with emphasis on employability skills. The key technologies used for Full Stack development is based on either Java technology or .NET technology. In this course, the focus is on using Java, and the related technologies/tools like Java EE, Java Persistence, Hibernate, Maven, Spring Core, etc. On successful completion of this course, the student shall be able to pursue a career in full-stack development. The students shall develop strong problem-solving skills as part of this course.			
Course Objectives		This course is designed to improve the learners' EMPLOYABILITY SKILLS by using PROBLEM SOLVING Methodologies.			
Course Outcomes		<p>On successful completion of the course the students shall be able to:</p> <p>1] Practice the use of Java for full stack development [Application]</p> <p>2] Show web applications using Java EE. [Application]</p> <p>3] Solve simple applications using Java Persistence and Hibernate [Application]</p> <p>4] Apply concepts of Spring to develop a Full Stack application. [Application]</p> <p>5] Employ automation tools like Maven, Selenium for Full Stack development. [Application]</p>			
Course Content:					
Module 1	Introduction	Project		Programming	03 Sessions
	<p>Topics:</p> <p>Review of Java; Advanced concepts of Java; Java generics; Java IO; New Features of Java. Unit Testing tools.</p>				
Module 2	Java EE Web Applications	Project		Programming	05 Sessions
	<p>Topics:</p> <p>Introduction to Eclipse & Tomcat; JSP Fundamentals; Reading HTML form Data with JSP; State Management with JSP; JSP Standard Tag Library - Core & Function Tags; Servlet API Fundamentals; ServletContext, Session, Cookies; Request Redirection Techniques; Building</p>				

MVC App with Servlets & JSP; Complete App - Integrating JDBC with MVC App Assignment: Develop an application for managing HR policies of a department.					
Module 3	Java Persistence using JPA and Hibernate	Project		Programming	06 Sessions
Topics: Fundamentals of Java Persistence with Hibernate; JPA for Object/Relational Mapping, Querying, Caching, Performance and Concurrency; First & Second Level Caching, Batch Fetching, Optimistic Locking & Versioning; Entity Relationships, Inheritance Mapping & Polymorphic Queries; Querying database using JPQL and Criteria API (JPA) Assignment: Design and develop a website that can actively keep track of entry-exit information of a housing society.					
Module 4	Spring Core	Project		Programming	10 Sessions
Topics: Spring Core, Spring MVC, Spring Boot REST API; Understanding Spring Framework; Using Spring MVC; Building a Database Web App with Spring and Hibernate o Spring AOP (Aspect Oriented Programming); Implementing Spring Security; Developing Spring REST API; Using Spring Boot for Rapid Development Assignment: Develop a software tool to do inventory management in a warehouse.					
Module 5	Automation tools	Project		Programming	06 Sessions
Topics: Introduction to Automation Tools; Apache Maven: Maven Fundamentals, Software Setup - Commandline and Eclipse, pom.xml and Directory Structure, Multi-Module Project Creation, Scopes, Dependency Management, Profiles; Functional/BDD Testing using Selenium, Selenium Fundamentals and IDE, Selenium WebDriver, Installation and Configuration, Locating WebElements, Driver Commands, WebElement Commands Assignment: Illustrate the use of automation tools in the development of a small software project.					
Targeted Application & Tools that can be used: Application Area is to Design and Analyzing the efficiency of Algorithms. This fundamental course is used by all application developers. Professionally Used Software: Eclipse, NetBeans, Hibernate, Selenium, Maven, GIT.					

	Project work/Assignment:
	<p>Problem Solving: Design of Algorithms and implementation of programs.</p> <p>Programming: Implementation of given scenario using Java.</p>
	<p>Text Book:</p> <p>T1. Fender, Young, “Front-end Fundamentals”, Leanpub, 2015</p>
	<p>References</p> <p>R1. Soni, Ravi Kant. “Full Stack AngularJS for Java Developers: Build a Full-Featured Web Application from Scratch Using AngularJS with Spring RESTful.” , Apress, 2017.</p> <p>R2. Mardan, Azat. “Full Stack JavaScript: Learn Backbone.js, Node.js and MongoDB.”, Apress, 2015</p>

Course Code: CSE3428	Course Title: .NET Full Stack Development Course Type: Lab Integrated	L- T-P- C	2	0	2	3
Version No.		1.0				
Course Pre-requisites		CSE2258				
Anti-requisites						
Course Description		<p>This advanced level course enables students to perform full stack development using .NET, with emphasis on employability skills. The key technologies used for Full Stack development is based on either Java technology or .NET technology. In this course, the focus is on using .NET and the related technologies/tools like C#, ASP.NET, Entity Framework Core, etc. On successful completion of this course, the student shall be able to pursue a career in full-stack development. The students shall develop strong problem-solving skills as part of this course.</p>				
Course Objectives		<p>This course is designed to improve the learners' EMPLOYABILITY SKILLS by using PROBLEM SOLVING Methodologies.</p>				
Course Outcomes		<p>On successful completion of the course the students shall be able to:</p> <p>1] Practice the use of C# for developing a small application [Application]</p> <p>2] Show web applications using Entity Framework. [Application]</p> <p>3] Solve simple web applications that use SQL and ASP.NET [Application]</p>				

		4] Apply concepts of ASP.NET to develop a Full Stack application. [Application]			
Course Content:					
Module 1	C# Programming for Full Stack Development	Project		Programming	10 Sessions
	<p>Topics:</p> <p>.NET Framework Fundamentals, Visual Studio IDE Fundamentals, C# Language Features, Working with arrays and collections, Working with variables, operators, and expressions, Decision and iteration statements, Managing program flow and events, Working with classes and methods, OOP concepts, Properties, Auto Implemented, Delegates, Anonymous Methods and Anonymous Types, Extension methods, Sealed Classes/Methods, Partial Classes/Methods, Asynchronous programming and threading, Data validation and working with data collections including LINQ, Handling errors and exceptions, Working with Files, Unit Testing – Nunit framework</p> <p>Assignment: Develop a small application for managing library using C#.</p>				
Module 2	Entity Framework Core 2.0	Project		Programming	06 Sessions
	<p>Topics:</p> <p>Entity Framework Core 2.0 Code First Approach; Introduction To Entity Framework and EDM; Querying the EDM; Working With Stored Procedures; Advanced Entity Framework - DbContext [EF6]; Advanced Operations; Performance Optimization; Data Access with ADO.NET</p> <p>Assignment: Develop an application for managing HR policies of a department.</p>				
Module 3	ASP.NET	Project		Programming	06 Sessions
	<p>Topics:</p> <p>ASP.NET Core, ASP.Net Core 3.1 MVC, ASP.NET Core Middleware and Request pipeline, Review of SQL using MS SQL, Working With Data In Asp.Net, Razor View Engine, State Management In Asp. Net MVC & Layouts;</p> <p>Assignment: Develop a web application to mark entry/exit of guests in a building.</p>				
Module 4	ASP.NET	Project		Programming	08

					Sessions
	<p>Topics:</p> <p>Introduction To Models, Validations In Asp.Net MVC, Authentication and Authorization In Asp.Net MVC, Advanced Asp. Net MVC - Ajax Action Link In MVC, Advanced Asp.Net MVC - Ajax Forms In MVC, Microsoft Testing Framework – Unit Testing the .NET Application</p> <p>Assignment: Develop a software tool to do inventory management in a warehouse.</p>				
	<p>Targeted Application & Tools that can be used:</p> <p>Application Area is to Design and Analyzing the efficiency of Algorithms. This fundamental course is used by all application developers.</p> <p>Professionally Used Software: Visual Studio</p>				
	Project work/Assignment:				
	<p>Problem Solving: Design of Algorithms and implementation of programs.</p> <p>Programming: Implementation of given scenario using .NET.</p>				
	<p>Text Book:</p> <p>T1. Fender, Young, “Front-end Fundamentals”, Leanpub, 2015</p> <p>T2. Valerio De Sanctis, “ASP.NET Core 5 and Angular: Full-stack web development with .NET 5 and Angular 11”, 4th Edition, Packt, 2021.</p>				
	<p>References</p> <p>R1. Benjamin Perkins, Jon D. Reid, “Beginning C# and .NET”, Wiley, 2021 Reid, 2021.</p> <p>R2. Piotr Gankiewicz, “Full Stack .NET Web Development”, Packt Publishing, 2017.</p> <p>R3. Tamir Dresher, Amir Zuker, Shay Friedman, “Hands-On Full-Stack Web Development with ASP.NET Core”, Packt Publishing, 2018.</p> <p>R4. Dustin Metzgar, “Exploring .NET core with microservices, ASP.NET core, and Entity Framework Core”, Manning, 2017.</p>				

Course Code: CIT2400	Course Title: Cyber-Physical Systems Type of Course: Theory	L- T-P-C	3	0	0	3 13
-------------------------	--	----------	---	---	---	---------

Version No.	1.0			
Course Pre-requisites	CSE2252			
Anti-requisites	NIL			
Course Description	<p>This course introduces students to an industrial viewpoint of Cyber-Physical Systems which includes sensors and actuators, computing and communication systems. It will also include networking protocols, security and various CPS/IoT applications. This course helps to make students industry-ready and equip them with the domain knowledge needed to take up projects in Cyber-Physical Systems</p> <p>Topics include Computational foundation of Cyber Physical Systems, Cyber Physical System Design and system requirements Physical System Platforms Embedded Systems vs Internet of Things vs Cyber Physical System and Concurrent Models of computation</p>			
Course Outcomes	<p>On successful completion of this course the students shall be able to:</p> <p>Identify the need and purpose of the different components of Cyber Physical Systems. (Remember).</p> <p>Scribe the ability to interact with Cyber Physical System (Understand).</p> <p>Demonstrate a new system and with which a product can be made. (Apply).</p> <p>Classify common methods used to secure cyber-physical systems. (Understand)</p>			
Course Content:				
Module 1	Computational foundation of Cyber Physical Systems	Assignment		11 Sessions
Topics:				
Cyber Physical Systems in Real world, Basic Principle of Cyber Physical Systems, Industry 4.0, IIoT. Cyber Physical Systems Design Recommendations, CPS system requirements, Cyber Physical System Application, Case study of Cyber Physical Systems				
Module 2	Cyber Physical System Platforms	Assignment		12 Sessions
Topics:				
Hardware platforms for Cyber Physical Systems (Sensors/Actuators, Microprocessor/Microcontrollers), Wireless Technologies for Cyber Physical Systems.				
Cyber Physical System – Models and Dynamics Behaviours - Continuous Dynamics, Discrete dynamics, Hybrid Systems.				

Module 3	Concurrent Models of computation	Assignment		12 Sessions
<p>Topics:</p> <p>Structure of Models, Synchronous Reactive models, Dataflow models of computation, Timed models of computation,</p> <p>Study of Embedded Systems vs Internet of Things vs Cyber Physical System: Design of Embedded Systems (I/O Units, Multitasking and Scheduling), Internet of Things Architecture, CPS Architecture</p>				
Module-4	Security and Privacy in Cyber Physical Systems	Assignment		10 Sessions
<p>Topics:</p> <p>Security and Privacy Issues in CPSs, Local Network Security for CPSs, Internet-Wide Secure Communication, Security and Privacy for Cloud-Interconnected CPSs, Case Study: Cybersecurity in Digital Manufacturing/Industry 4.0, Contemporary issues.</p>				
Project work/Assignment:				
<p>Assignment 1 on (Module 1 and Module 2)</p> <p>Assignment 2 on (Module 3 and Module 4)</p>				
<p>REFERENCE MATERIALS:</p> <p>TEXTBOOKS</p> <p>Rajeev Alur," Principles of Cyber Physical Systems", MIT Press, 2023, ISBN: 9780262548922</p> <p>E. A. Lee, Sanjit Seshia , "Introduction to Embedded Systems – A Cyber–Physical Systems Approach", Second Edition, MIT Press, 2017, ISBN: 978-0-262-53381-2</p> <p>Ian Goodfellow, Yoshua Bengio, Aaron Courville, "Deep Learning", MIT Press, 2017.</p> <p>REFERENCES</p> <p>Amlan Chakrabarti Amit Kumar Das, Saptarsi Goswami, Pabitra Mitra , "Deep Learning", Pearson Publication, 2021.</p> <p>David Foster, "Generative Deep Learning" O'Reilly Publishers, 2020.</p> <p>John D Kellehar, "Deep Learning", MIT Press, 2020.</p> <p>JOURNALS/MAGAZINES</p>				

IEEE Transactions on Industrial Cyber-Physical Systems

<https://www.ieee-ies.org/pubs/transactions-on-industrial-cyberphysical-systems>

ACM Transactions on Cyber-Physical Systems

<https://dl.acm.org/journal/tcps>

IET Cyber-Physical Systems: Theory & Applications

<https://ietresearch.onlinelibrary.wiley.com/journal/23983396>

SWAYAM/NPTEL/MOOCs:

NPTEL - Foundations of Cyber Physical Systems

Coursera – Cyber-Physical Systems: Modelling and Simulation

TCS - Cyber-Physical Systems

Course Code:	Course Title: Embedded Systems For IoT	L-T-P-C	3	0	0	3
CIT3403	Type of Course: Theory					
Version No.						
Course Pre-requisites	CSE2252					
Anti-requisites	NIL					
Course Description	This course provides an in-depth understanding of embedded systems and the Internet of Things (IoT), focusing on hardware architecture, programming, and real-world applications. Students will learn about microcontrollers, interfacing techniques, and embedded C programming. The course covers IoT concepts, including communication protocols, data acquisition, and cloud integration. Practical lab sessions will enable students to develop and implement IoT-based applications using platforms like Arduino and Raspberry Pi. By the end of the course, students will be able to design, build, and deploy smart embedded systems for applications in home automation, healthcare, agriculture, and					

	industrial IoT.			
Course Objective	The objective of the course is to familiarize the learners with the concepts of Embedded System for IoT and attain Employability through Problem Solving Methodologies .			
Course Out Comes	<p>On successful completion of the course the students shall be able to:</p> <ol style="list-style-type: none"> 1. To learn the internal architecture and programming of an embedded processor. 2. To introduce interfacing I/O devices to the processor. 3. To introduce the evolution of the Internet of Things (IoT). 4. To build a small low-cost embedded and IoT system using Arduino/RaspberryPi/ openplatform. 			
Course Content				
Module 1	8-BIT EMBEDDED PROCESSOR and EMBEDDED C PROGRAMMING	Assignment	Problem Solving	10 sessions
<p>Microcontroller – Architecture – Instruction Set and Programming – Programming Parallel Ports – Timers and Serial Port – Interrupt Handling.</p> <p>EMBEDDED C PROGRAMMING: Memory And I/O Devices Interfacing – Programming Embedded Systems in C – Need For RTOS – Multiple Tasks and Processes – Context Switching – Priority Based Scheduling Policies</p>				
Module 2	IOT AND ARDUINO PROGRAMMING	Assignment	Problem Solving	10 sessions

Introduction to the Concept of IoT Devices – IoT Devices Versus Computers – IoT Configurations – Basic Components – Introduction to Arduino – Types of Arduino– Arduino Toolchain – Arduino Programming Structure – Sketches – Pins – Input/Output From Pins Using Sketches – Introduction to Arduino Shields – Integration of Sensors and Actuators with Arduino.				
Module 3	IoT Communication And Open Platforms	Assignment	Problem Solving	06 sessions
IoT Communication Models and APIs – IoT Communication Protocols – Bluetooth – WiFi – ZigBee– GPS – GSM modules – Open Platform (like Raspberry Pi) – Architecture – Programming –Interfacing – Accessing GPIO Pins – Sending and Receiving Signals Using GPIO Pins –Connecting to the Cloud.				
Module 4	APPLICATIONS DEVELOPMENT	Assignment	Problem Solving	04 sessions
Complete Design of Embedded Systems – Development of IoT Applications – Home Automation –Smart Agriculture – Smart Cities – Smart Healthcare				
Targeted Application & Tools that can be used:				
<p>Text Book</p> <p>Muhammad Ali Mazidi, Janice Gillispie Mazidi, and Rolin D. McKinlay – The 8051 Microcontroller and Embedded Systems Using Assembly and C (2nd Edition, Pearson)</p> <p>Raj Kamal – Internet of Things: Architecture and Design Principles (McGraw Hill)</p> <p>Jonathan Valvano – Embedded Systems: Introduction to ARM Cortex-M Microcontrollers (CreateSpace)</p> <p>Michael Margolis – Arduino Cookbook (O'Reilly Media)</p> <p>Simon Monk – Programming the Raspberry Pi: Getting Started with Python (McGraw Hill)</p>				
<p>References</p> <p>R1. David E. Simon – An Embedded Software Primer (Pearson)</p> <p>R2. Frank Vahid and Tony Givargis – Embedded System Design: A Unified Hardware/Software Introduction (Wiley)</p> <p>R3. Adrian McEwen & Hakim Cassimally – Designing the Internet of Things (Wiley)</p> <p>R4. Pethuru Raj & Anupama Raman – The Internet of Things: Enabling Technologies, Platforms, and Use Cases (CRC Press)</p> <p>R5. Daniel Minoli – Building the Internet of Things with IPv6 and MIPv6: The Evolving World of</p>				

M2M Communications (Wiley) Web Based Resources and E-books: W1. https://archive.nptel.ac.in/courses/108/102/108102169/ W2. https://archive.nptel.ac.in/courses/106/105/106105193/ W3. https://www.coursera.org/learn/iot W4. https://www.edx.org/course/collaborative-data-science-for-healthcare W4. https://ocw.mit.edu/courses/6-087-practical-programming-in-c-january-iap-2010/
Topics relevant to “SKILL DEVELOPMENT”: Embedded System for Employability through Problem Solving Methodologies. This is attained through the assessment component mentioned in the course handout.

Course Code: CCS3412	Course Title: Blockchain Security	L - T - P - C	3	0	0	3
Version No.	1.0					
Course Pre-requisites	CSE2252					
Anti-requisites	NIL					
Course Description	This course explores the security challenges, risks, and solutions in blockchain technology, covering cryptographic principles, consensus mechanisms, and smart contract security. It addresses threats such as 51% attacks, Sybil attacks, and private key vulnerabilities, along with techniques for securing blockchain networks, transactions, and decentralized applications (DApps). Students will gain hands-on experience in auditing smart contracts, implementing security best practices, and understanding regulatory compliance. By the end, learners will be equipped to identify vulnerabilities, secure blockchain ecosystems, and design robust decentralized systems.					
Course Objective	The objective of the course is to familiarize the learners with the concepts of security in blockchain to attain Skill Development through Participative Learning techniques.					

Course Outcomes	<p>On successful completion of this course the students shall be able to:</p> <p>CO1: Define key blockchain security concepts, including cryptographic techniques and consensus mechanisms. [Remember]</p> <p>CO2: Explain common blockchain threats such as 51% attacks, Sybil attacks, and private key vulnerabilities. [Understand]</p> <p>CO3: Perform security best practices for securing blockchain transactions, smart contracts, and decentralized applications. [Apply]</p>	
Course Content:		
Module 1	Introduction to Blockchain	15 hours
<p>Topics: The history of blockchain and Bitcoin - Types of blockchain - Decentralization - Decentralization using blockchain - Methods of decentralization - Blockchain and full ecosystem decentralization</p>		
Module 2	Symmetric Cryptography	13 hours
<p>Topics: Introduction to Symmetric Cryptography - Cryptography - Confidentiality - Cryptographic primitives - Symmetric cryptography - Data Encryption Standard - Public Key Cryptography - Discrete logarithm problem in ECC - Hash functions - Financial markets and trading</p>		
Module 3	Introducing Bitcoin	15 hours
<p>Topics: Introducing Bitcoin - Digital keys and addresses – Blockchain - Bitcoin Network and Payments - Bitcoin Clients and APIs - Alternative Coins</p>		
Assignment:		
<p>1. Book/Article review: At the end of each module a book reference or an article topic will be given to an individual or a group of students. They need to refer the library resources and write a report on their understanding about the assigned article in appropriate format. Presidency University Library Link .</p> <p>2. Presentation: Group presentation, where the students will be given a topic. They will have to explain/demonstrate the working and discuss the applications for the same.</p>		
Text Book(s):		
<p>Imran Bashir, Mastering Blockchain: Unlocking the Power of Cryptocurrencies, Smart Contracts, and Decentralized Applications, Packt Publishing, 4th Edition, 2023.</p>		

Reference(s):

Reference Book(s):

Andreas M. Antonopoulos and Gavin Wood, Mastering Ethereum: Building Smart Contracts and DApps, O'Reilly Media, 2018.

Joseph Bonneau, Andrew Miller, Jeremy Clark, Arvind Narayanan, Joshua Kroll, and Edward Felten, Bitcoin and Cryptocurrency Technologies: A Comprehensive Introduction, Princeton University Press, 2016.

Narayan Prusty, Blockchain for Enterprise: Build Scalable Blockchain Applications with Privacy, Interoperability, and Permissioned Features, Packt Publishing, 2021.

Online Resources (e-books, notes, ppts, video lectures etc.):

Weblinks:

https://puniversity.informaticsglobal.com:2229/login.aspx?direct=true&db=nlebk&AN=1223875&site=ehost-live&ebv=EB&ppid=pp_xiii

<https://puniversity.informaticsglobal.com:2229/login.aspx?direct=true&db=nlebk&AN=2706929&site=ehost-live>

Topics related to development of “FOUNDATION”: Introduction to blockchain security and bitcoin

Topics related to development of “EMPLOYABILITY”: Bitcoin Network and Payments - Bitcoin Clients and APIs - Alternative Coins

Course Code: CCS3414	Course Title: Security In IOT Type of Course: Theory	L- T-P- C	3	0	0	3
Version No.	1.0					
Course Pre-requisites	CSE2252					
Anti-requisites	NIL					

Course Description	<p>This course provides a comprehensive understanding of security challenges and solutions in the Internet of Things (IoT) and cloud computing environments. Students will explore IoT system design, hardware and software security, cryptographic approaches, cloud computing fundamentals, and security concepts related to virtualization. The course covers security threats specific to IoT devices and cloud infrastructure, along with countermeasures against cyberattacks, including system-specific vulnerabilities such as guest hopping, VM-based attacks, and hyper jacking. By the end of this course, students will gain practical knowledge of securing IoT ecosystems and cloud services while understanding emerging threats in these domains.</p>			
Course Objective	<p>To learn about the security issues in IoT and cloud computing. To learn about the cryptography solutions and issues in IoT. To learn about the security measures taken in IoT and Cloud systems to improve security.</p>			
Course Out Comes	<p>On completion of the course, student will be able to</p> <p>CO1 - Understand the fundamental security issues in Internet of things.</p> <p>CO2 - Demonstrate different Frameworks and Hardware Architecture of IoT Device.</p> <p>CO3 - Analyze different IoT Protocols and Layer Functioning. CO4 - Protect and secure the network connecting IoT devices to back-end systems on the internet.</p> <p>CO5 - Demonstrate different authentication mechanism such as digital certificates, biometrics, etc.</p>			
Course Content:				
Module 1	FUNDAMENTALS OF IoT ECOSYSTEM	Assignment	Theory	9 Sessions
<p>Topics:</p> <p>IoT security issues, how to design an IoT system, Hardware, software and network security related to IoT systems - Basics of cryptographic solutions to IoT systems.</p>				
Module 2	OVERVIEW OF CLOUD COMPUTING AND ITS SERVICES	Assignment	Programming activity	9 Sessions
<p>Topics:</p> <p>Cloud Computing Fundamental: Cloud computing definition, private, public and hybrid cloud. Cloud types; IaaS, PaaS, SaaS</p>				

Module 3	CHALLENGES IN CLOUD COMPUTING	Assignment	Programming activity	9 Sessions
Topics: Benefits and challenges of cloud computing - Public vs. Private clouds, Role of virtualization in enabling the cloud.				
Module 4	SECURITY CONCEPTS IN CONTEXT TO IoT DEVICES	Assignment	Programming activity	9 Sessions
Topics: Security Concepts: Confidentiality, privacy, integrity, authentication, non-repudiation, Virtualization.				
Module 5	IoT SECURITY THREATS AND COUNTERMEASURES	Assignment	Programming activity	9 Sessions
Topics: System-Specific Attacks: Guest hopping, attacks on the VM (delete the VM, attack on the control of the VM, code or file injection into the virtualized file structure), VM migration attack, hyper jacking				
Targeted Application & Tools that can be used				
Project work/Assignment:				
Assignment:				
Text Book				
T1. David Etter, “IoT Security: Practical guide book “ Create Space, 1st Edition, 2016.				
References :				
1.Drew Van Duren, Brian Russell, “Practical Internet of Things Security”, Packt, 1st Edition, 2016.				
2. Sean Smith, “The Internet of Risky Things”, O'Reilly Media, 1st Edition, 2017.				
3. Brian Russell, Drew Van Duren, “Practical Internet of Things Security: Design a security framework for an Internet connected ecosystem”, 2nd Edition, 2018.				
E-References				

Course Code: CIT3407	Course Title: IOT Data Analytics and Machine Learning Type of Course: Theory	L-T-P-C C	3	0	0	3
Version No.						
Course Pre-requisites	CSE2252					
Anti-requisites	NIL					
Course Description	This course provides an in-depth understanding of data analytics and machine learning techniques for IoT applications. Students will explore how IoT devices generate data, methods for data collection, processing, and real-time analytics. The course covers statistical analysis, feature engineering, and predictive modeling using machine learning techniques tailored for IoT environments. Additionally, students will learn about edge and cloud-based analytics, AI-driven decision-making, and anomaly detection for IoT security and efficiency.					
Course Objective	The objective of the course is to familiarize the learners with the concepts of IOT Data Analytics and Machine Learning and attain Skill Development through Participative Learning techniques					
Course Out Comes	On successful completion of the course the students shall be able to: <ol style="list-style-type: none"> 1. Understand the fundamentals of IoT Analytics and Challenges 2. Understand and analyze IoT Devices and Networking Protocols 3. Understand exploring and visualizing data 4. Apply IoT Analytics for the Cloud 					
Course Content						
Module 1	Defining IoT Analytics and Challenges and IoT Devices and Networking Protocols	Assignment	Problem Solving	12 Classes		

<p>Defining IoT Analytics and Challenges: Introduction to IoT, applications, IoT architectures, introduction to analytics, IoT analytics challenges</p> <p>IoT Devices and Networking Protocols: IoT devices, Networking basics, IoT networking connectivity protocols, IoT networking data messaging protocols, Analyzing data to infer protocol and device characteristics.</p>				
Module 2	Exploring IoT Data	Assignment	Problem Solving	12 Class es
Exploring IoT Data: Exploring and visualizing data, Techniques to understand data quality, Basic time series analysis, Statistical analysis.				
Module 3	Data Science for IoT Analytics	Assignment	Problem Solving	8 Class es
Data Science for IoT Analytics: Introduction to Machine Learning, Feature engineering with IoT data, Validation methods, Understanding the bias–variance tradeoff, Use cases for deep learning with IoT data.				
Module 4	ML in Industrial IoT	Assignment	Problem Solving	8 Class es
ML in Industrial IoT Big Data Analytics and Software Defined Networks: IIoT Analytics - Introduction, Machine Learning and Data Science - Part I, Part II, R and Julia Programming, Data Management with Hadoop.				
Targeted Application & Tools that can be used:				
<p>Text Book</p> <p>1. Minteer, Andrew, Analytics for the Internet of Things (IoT), Packt Publishing Ltd. July 2017, ISBN 9781787120730.</p>				
<p>References</p> <p>1. Kai Hwang, Min Chen, Big-Data Analytics for Cloud, IoT and Cognitive Computing, Wiley.</p> <p>2. Hwaiyu Geng, Internet of Things and Data Analytics Handbook, Wiley.</p> <p>3. John Soldatos, Building Blocks for IoT Analytics Internet-of-Things Analytics, River Publishers Gerardus Blokdyk.</p> <p>4. IoT Analytics A Complete Guide, 5starcooks</p>				

<p>Web Based Resources and E-books:</p> <p>W1: Coursera – IoT Data Analytics & Machine Learning</p> <p>W2: Udacity – AI for IoT</p> <p>W3: edX – Data Analytics for IoT</p>
<p>Topics relevant to “SKILL DEVELOPMENT”:</p> <p>Industrial and Medical IOT for Skill development through Participative Learning techniques. This is attained through the assessment component mentioned in the course handout.</p>

Course Code:	Course Title: AI and Deep Learning for IoT	L-T-P-C	3	0	0	3
CIT2504	Type of Course: Program Core -Theory					
Version No.						
Course Pre-requisites	CSE2252					
Anti-requisites	NIL					
Course Description	This course explores the integration of Artificial Intelligence (AI) and Deep Learning (DL) with the Internet of Things (IoT), focusing on AI-driven data processing, decision-making, and automation in smart applications. Students will learn key concepts of machine learning, neural networks, edge AI, federated learning, and TinyML, along with deployment on IoT edge devices like Raspberry Pi and NVIDIA Jetson. The course covers cloud-based AI, real-time inference, energy efficiency, security challenges, and practical applications in smart agriculture, healthcare, and industrial IoT					
Course Objective	The objective of the course is to familiarize the learners with the concepts of Wireless Communication for IoT and attain Skill Development through Participative Learning techniques					
Course Out Comes	<p>On successful completion of the course the students shall be able to:</p> <ol style="list-style-type: none"> 1 Understand the concepts of AIoT and their significance in modern industries. 2. Apply techniques to connect mobile devices to IoT gateways, bridging the gap between different networks. 3. Analyze sensor technologies in IoT and their academic foundations to showcase practical understanding. 4. Develop and Evaluate AIoT applications to address real-world 					

	challenges.			
Course Content				
Module 1	Introduction to Artificial Intelligence and Internet of Things (AIoT)	Assignment	Problem Solving	12 Classes
Introduction to Artificial Intelligence and Internet of Things (AIoT) Overview of Artificial Intelligence (AI) and its applications across various industries. Introduction to the Internet of Things (IoT) and its significance in the modern interconnected world. Understanding the concept of Artificial Intelligence of Things (AIoT) and its potential to revolutionize technology integration.				
Module 2	Connecting Mobile Devices to IoT Gateways	Assignment	Problem Solving	10 Class es
Connecting Mobile Devices to IoT Gateways Exploring the role of IoT gateways in bridging the gap between mobile devices and IoT networks. Techniques for establishing seamless connections between mobile devices and IoT gateways. Hands-on exercises demonstrating the setup and configuration of mobileto-IoT connections.				
Module 3	Sensor Technologies and Academic Concepts	Assignment	Problem Solving	12 Class es
Sensor Technologies and Academic Concepts Comprehensive overview of sensor technologies commonly employed in IoT applications. In-depth exploration of various types of sensors and their academic underpinnings. Practical demonstrations and experiments showcasing the functionality and applications of sensors in IoT systems.				
Module 4	AIoT Application Developmen t	Assignment	Problem Solving	11 Class es
AIoT Application Development Introduction to tools and platforms essential for building AIoT applications. Practical Aspects of AIoT applications, including: Smart Traffic Signal System for Color Blind Individuals Plant Health Analysis Smart Door Access Control System.				
Targeted Application & Tools that can be used:				

Text Book

1. Michael Negnevitsky, "Artificial Intelligence: A Guide to Intelligent Systems", Pearson Education, 2021
2. Rajkumar Buyya, Amir Vahid Dastjerdi, "Internet of Things: Principles and Paradigms", Morgan Kaufmann, 2016
3. Michael J. McGrath, "Sensor Technologies: Healthcare, Wellness and Environmental Applications", Apress, 2013

References

- R1. Chandra Singh, K V S S S Sairam, Niranjana N Chiplunkar, Rathishchandra R Gatti Create citation, "Self-Powered Aiot Systems":Apple Academic Press 2024
- R2. Kashif Naseer Qureshi, Thomas Newe Artificial Intelligence of Things (AloT): New Standards, Technologies and Communication Systems, CRC Press 2024

Web Based Resources and E-books:

- W1. <https://www.linkedin.com/learning/ai-in-connected-products-aiot>
- W2. <https://www.coursera.org/learn/iot>
- W3. https://www.tinkercad.com/things?type=circuits&sort=staff&view_mode=small

Topics relevant to "SKILL DEVELOPMENT":

AI and Deep Learning for IOT for Skill development through Participative Learning techniques. This is attained through the assessment component mentioned in the course handout.

