



PRESIDENCY UNIVERSITY

Private University Estd. in Karnataka State by Act No. 41 of 2013
Itgalpura, Rajankunte, Yelahanka, Bengaluru – 560064



PRESIDENCY SCHOOL OF ENGINEERING

DEPARTMENT OF ELECTRONICS AND COMMUNICATION ENGINEERING

Program Regulations and Curriculum 2025-2029

**BACHELOR OF TECHNOLOGY (B.Tech.) in
ELECTRONICS AND COMMUNICATION ENGINEERING
based on Choice Based Credit System (CBCS) and Outcome Based
Education (OBE)**

Regulations No.: PU/AC-26.12/ECE21/ECE/2025-29

*Resolution No. 12 of the 26th Meeting of the Academic Council held on 25th July, 2025, and ratified by the
Board of Management in its 27th Meeting held on 28th July, 2025.*

July-2025

Table of Contents

Clause No.	Contents	Page Number
PART A – PROGRAM REGULATIONS		
1.	Vision & Mission of the University and the School / Department	3
2.	Preamble to the Program Regulations and Curriculum	4
3.	Short Title and Applicability	4
4.	Definitions	4
5.	Program Description	6
6.	Minimum and Maximum Duration	7
7.	Programme Educational Objectives (PEO)	7
8.	Programme Outcomes (PO) and Programme Specific Outcomes (PSO)	7
9.	Admission Criteria (as per the concerned Statutory Body)	9
10.	Lateral Entry / Transfer Students requirements	9
11.	Change of Branch / Discipline / Specialization	12
12.	Specific Regulations regarding Assessment and Evaluation	13
13.	Additional clarifications - Rules and Guidelines for Transfer of Credits from MOOC, etc.	15
PART B: PROGRAM STRUCTURE		
14.	Structure / Component with Credit Requirements Course Baskets & Minimum Basket wise Credit Requirements	17
15.	Minimum Total Credit Requirements of Award of Degree	17
16.	Other Specific Requirements for Award of Degree, if any, as prescribed by the Statutory Bodies	17
PART C: CURRICULUM STRUCTURE		
17.	Curriculum Structure – Basket Wise Course List	18
18.	Practical / Skill based Courses – Internships / Thesis / Dissertation / Capstone Project Work / Portfolio / Mini project	20
19.	List of Elective Courses under various Specializations / Stream Basket	22
20.	List of Open Electives to be offered by the School / Department (Separately for ODD and EVEN Semesters).	25
21.	List of MOOC (NPTEL) Courses	28
22.	Recommended Semester Wise Course Structure / Flow including the Program / Discipline Elective Paths / Options	29

23.	Course Catalogue of all Courses Listed including the Courses Offered by other School / Department and Discipline / Program Electives	33
-----	--	----

PART A – PROGRAM REGULATIONS

1. Vision & Mission of the University and the School / Department

1.1 Vision of the University

To be a Value-driven Global University, excelling beyond peers and creating professionals of integrity and character, having concern and care for society.

1.2 Mission of the University

- Commitment to be an innovative and inclusive institution by seeking excellence in teaching, research and knowledge-transfer.
- Pursue Research and Development and its dissemination to the community, at large.
- Create, sustain and apply learning in an interdisciplinary environment with consideration for ethical, ecological and economic aspects of nation building.
- Provide knowledge-based technological support and services to the industry in its growth and development.
- To impart globally-applicable skill-sets to students through flexible course offerings and support industry's requirement and inculcate a spirit of new-venture creation.

1.3 Vision of Presidency School of Engineering

To be a value based, practice-driven School of Engineering and Technology, committed to developing globally-competent Engineers, dedicated to transforming Society.

1.4 Mission of Presidency School of Engineering

- Cultivate a practice-driven environment with a contemporary Learning-pedagogy, integrating theory and practice.
- Attract and nurture world-class faculty to excel in Teaching and Research, in the field of Core Engineering.
- Establish state-of-the-art facilities for effective Teaching and Learning-experiences.
- Promote Interdisciplinary Studies to nurture talent and impart relevant skill-sets for global impact.
- Instil Entrepreneurial and Leadership Skills to address Social, Environmental, and Community-needs.

1.5 Vision of Department of Electronics and Communication Engineering

To be a leader in education and research in Electronics and Communication Engineering domains by developing ethical, innovative and globally competent professionals committed to societal well-being.

1.6 Mission of Department of Electronics and Communication Engineering

- Achieve Academic and professional excellence in Electronics and Communication Engineering that equip students with strong technical foundations, and globally-relevant skills.
- Promote cutting-edge research, innovation and industry collaboration for knowledge transfer, technological support, entrepreneurship, and nation-building initiatives.
- Engage in life-long learning to solve real-world problems with ethical, environmental and societal considerations.

2. Preamble to the Program Regulations and Curriculum

This is the subset of Academic Regulations and it is to be followed as a requirement for the award of B.Tech degree.

The Curriculum is designed to take into the factors listed in the Choice Based Credit System (CBCS) with focus on Social Project Based Learning, Industrial Training, and Internship to enable the students to become eligible and fully equipped for employment in industries, choose higher studies or entrepreneurship.

In exercise of the powers conferred by and in discharge of duties assigned under the relevant provision(s) of the Act, Statutes and Academic Regulations of the University, the Academic Council hereby makes the following Regulations.

3. Short Title and Applicability

- a. These Regulations shall be called the Bachelor of Technology Degree Program Regulations and Curriculum 2025-2029.
- b. These Regulations are subject to, and pursuant to the Academic Regulations.
- c. These Regulations shall be applicable to the ongoing Bachelor of Technology Degree Program of the 2025-2029 batch, and to all other Bachelor of Technology Degree Programs which may be introduced in future.
- d. These Regulations shall supersede all the earlier Bachelor of Technology Degree Program Regulations and Curriculum, along with all the amendments thereto.
- e. These Regulations shall come into force from the Academic Year 2025-2026.

4. Definitions

In these Regulations, unless the context otherwise requires:

- a. "Academic Calendar" means the schedule of academic and miscellaneous events as approved by the Vice Chancellor;
- b. "Academic Council" means the Academic Council of the University;
- c. "Academic Regulations" means the Academic Regulations, of the University;
- d. "Academic Term" means a Semester or Summer Term;
- e. "Act" means the Presidency University Act, 2013;
- f. "AICTE" means All India Council for Technical Education;
- g. "Basket" means a group of courses bundled together based on the nature/type of the course;
- h. "BOE" means the Board of Examinations of the University;
- i. "BOG" means the Board of Governors of the University;
- j. "BOM" means the Board of Management of the University;
- k. "BOS" means the Board of Studies of a particular Department/Program of Study of the University;
- l. "CGPA" means Cumulative Grade Point Average as defined in the Academic Regulations;
- m. "Clause" means the duly numbered Clause, with Sub-Clauses included, if any, of these Regulations;
- n. "COE" means the Controller of Examinations of the University;
- o. "Course In Charge" means the teacher/faculty member responsible for developing and organising the delivery of the Course;
- p. "Course Instructor" means the teacher/faculty member responsible for teaching and evaluation of a Course;

- q. "Course" means a specific subject usually identified by its Course-code and Course-title, with specified credits and syllabus/course-description, a set of references, taught by some teacher(s)/course-instructor(s) to a specific class (group of students) during a specific Academic Term;
- r. "Curriculum Structure" means the Curriculum governing a specific Degree Program offered by the University, and, includes the set of Baskets of Courses along with minimum credit requirements to be earned under each basket for a degree/degree with specialization/minor/honours in addition to the relevant details of the Courses and Course catalogues (which describes the Course content and other important information about the Course). Any specific requirements for a particular program may be brought into the Curriculum structure of the specific program and relevant approvals should be taken from the BOS and Academic Council at that time.
- s. "DAC" means the Departmental Academic Committee of a concerned Department/Program of Study of the University;
- t. "Dean" means the Dean / Director of the concerned School;
- u. "Degree Program" includes all Degree Programs;
- v. "Department" means the Department offering the degree Program(s) / Course(s) / School offering the concerned Degree Programs / other Administrative Offices;
- w. "Discipline" means specialization or branch of B.Tech. Degree Program;
- x. "HOD" means the Head of the concerned Department;
- y. "L-T-P-C" means Lecture-Tutorial-Practical-Credit – refers to the teaching – learning periods and the credit associated;
- z. "MOOC" means Massive Open Online Courses;
- aa. "MOU" means the Memorandum of Understanding;
- bb. "NPTEL" means National Program on Technology Enhanced Learning;
- cc. "Parent Department" means the department that offers the Degree Program that a student undergoes;
- dd. "Program Head" means the administrative head of a particular Degree Program/s;
- ee. "Program Regulations" means the Bachelor of Technology Degree Program Regulations and Curriculum, 2025-2029;
- ff. "Program" means the Bachelor of Technology (B.Tech.) Degree Program;
- gg. "PSOE" means the Presidency School of Engineering;
- hh. "Registrar" means the Registrar of the University;
- ii. "School" means a constituent institution of the University established for monitoring, supervising and guiding, teaching, training and research activities in broadly related fields of studies;
- jj. "Section" means the duly numbered Section, with Clauses included in that Section, of these Regulations;
- kk. "SGPA" means the Semester Grade Point Average as defined in the Academic Regulations;
- ll. "Statutes" means the Statutes of Presidency University;
- mm. "Sub-Clause" means the duly numbered Sub-Clause of these Program Regulations;
- nn. "Summer Term" means an additional Academic Term conducted during the summer break (typically in June-July) for a duration of about eight (08) calendar weeks, with a minimum of thirty (30) University teaching days;
- oo. "SWAYAM" means Study Webs of Active Learning for Young Aspiring Minds.
- pp. "UGC" means University Grant Commission;

qq. "University" means Presidency University, Bengaluru; and
rr. "Vice Chancellor" means the Vice Chancellor of the University.

5. Program Description

The Bachelor of Technology Degree Program Regulations and Curriculum 2025-2029 are subject to, and, pursuant to the Academic Regulations. These Program Regulations shall be applicable to the following ongoing Bachelor of Technology (B.Tech.) Degree Programs of 2025-2029 offered by the Presidency School of Engineering (PSOE):

1. Bachelor of Technology in Civil Engineering, abbreviated as B.Tech. (Civil Engineering)
2. Bachelor of Technology in Electronics and Communication Engineering, abbreviated as B.Tech. (Electronics and Communication Engineering)
3. Bachelor of Technology in VLSI, abbreviated as B.Tech. (VLSI)
4. Bachelor of Technology in Electrical and Electronics Engineering, abbreviated as B.Tech. (Electrical and Electronics Engineering)
5. Bachelor of Technology in Mechanical Engineering, abbreviated as B.Tech. (Mechanical Engineering); and
6. Bachelor of Technology in Petroleum Engineering, abbreviated as B.Tech. (Petroleum Engineering)

5.1 These Program Regulations shall be applicable to other similar programs, which may be introduced in future.

5.2 These Regulations may evolve and get amended or modified or changed through appropriate approvals from the Academic Council, from time to time, and shall be binding on all concerned.

5.3 The effect of periodic amendments or changes in the Program Regulations, on the students admitted in earlier years, shall be dealt with appropriately and carefully, so as to ensure that those students are not subjected to any unfair situation whatsoever, although they are required to conform to these revised Program Regulations, without any undue favour or considerations

6. Minimum and Maximum Duration

- 6.1 Bachelor of Technology Degree Program is a Four-Year, Full-Time Semester based program. The minimum duration of the B.Tech. Program is four (04) years and each year comprises of two academic Semesters (Odd and Even Semesters) and hence the duration of the B.Tech. program is eight (08) Semesters.
- 6.2 A student, who for whatever reason is not able to complete the Program within the normal period or the minimum duration (number of years) prescribed for the Program, may be allowed a period of two years beyond the normal period to complete the mandatory minimum credits requirement as prescribed by the concerned Program Regulations and Curriculum. In general, the permissible maximum duration (number of

- years) for completion of Program is 'N' + 2 years, where 'N' stands for the normal or minimum duration (number of years) for completion of the concerned Program as prescribed by the concerned Program Regulations and Curriculum.
- 6.3 The time taken by the student to improve Grades/CGPA, and in case of temporary withdrawal/re-joining (Refer to Clause **Error! Reference source not found.** of Academic Regulations), shall be counted in the permissible maximum duration for completion of a Program.
- 6.4 In exceptional circumstances, such as temporary withdrawal for medical exigencies where there is a prolonged hospitalization and/or treatment, as certified through hospital/medical records, women students requiring extended maternity break (certified by registered medical practitioner), and, outstanding sportspersons representing the University/State/India requiring extended time to participate in National/International sports events, a further extension of one (01) year may be granted on the approval of the Academic Council.
- 6.5 The enrolment of the student who fails to complete the mandatory requirements for the award of the concerned Degree (refer Section 19.0 of Academic Regulations) in the prescribed maximum duration (Clauses 18.1 and 18.2 of Academic Regulations), shall stand terminated and no Degree shall be awarded.

7 Programme Educational Objectives (PEO)

After four years of successful completion of the program, the graduates shall be:

- PEO-1:** Establish themselves as successful Electronics and Communication Engineers committed to high moral and ethical standards.
- PEO-2:** Become competent professionals in communication systems, VLSI technologies and allied areas in both industry and research.
- PEO-3:** Engage in lifelong learning to adapt state of the art technologies and societal needs.

8 Programme Outcomes (PO) and Programme Specific Outcomes (PSO)

8.1 Programme Outcomes (PO)

On successful completion of the Program, the students shall be able to:

- PO1.** Engineering Knowledge: Apply knowledge of mathematics, natural science, computing, engineering fundamentals and an engineering specialization to develop to the solution of complex engineering problems.
- PO2.** Problem Analysis: Identify, formulate, review research literature and analyze complex engineering problems reaching substantiated conclusions with consideration for sustainable development.
- PO3.** Design/Development of Solutions: Design creative solutions for complex engineering problems and design/develop systems/components/processes to meet identified needs with consideration for the public health and safety, whole-life cost, net zero carbon, culture, society and environment as required.
- PO4.** Conduct Investigations of Complex Problems: Conduct investigations of complex engineering problems using research-based knowledge including design of

experiments, modelling, analysis & interpretation of data to provide valid conclusions.

- PO5.** Engineering Tool Usage: Create, select and apply appropriate techniques, resources and modern engineering & IT tools, including prediction and modelling recognizing their limitations to solve complex engineering problems.
- PO6.** The Engineer and The World: Analyze and evaluate societal and environmental aspects while solving complex engineering problems for its impact on sustainability with reference to economy, health, safety, legal framework, culture and environment.
- PO7.** Ethics: Apply ethical principles and commit to professional ethics, human values, diversity and inclusion; adhere to national & international laws.
- PO8.** Individual and Collaborative Team work: Function effectively as an individual, and as a member or leader in diverse/multi-disciplinary teams.
- PO9.** Communication: Communicate effectively and inclusively within the engineering community and society at large, such as being able to comprehend and write effective reports and design documentation, make effective presentations considering cultural, language, and learning differences
- PO10.** Project Management and Finance: Apply knowledge and understanding of engineering management principles and economic decision-making and apply these to one's own work, as a member and leader in a team, and to manage projects and in multidisciplinary environments.
- PO11.** Life-Long Learning: Recognize the need for, and have the preparation and ability for i) independent and life-long learning ii) adaptability to new and emerging technologies and iii) critical thinking in the broadest context of technological change.

8.2 Program Specific Outcomes (PSOs):

On successful completion of the Program, the students shall be able to:

- PSO1:** Demonstrate proficiency in analysing, designing, and implementing electronic circuits, communication systems, VLSI technologies.
- PSO2:** Identify and solve real-world complex engineering problems in VLSI and communication domains through conduct of experiments and research activities.
- PSO3:** Plan, design, and execute projects in electronics and communication engineering through collaboration with industries and higher learning institutions.

9 Admission Criteria (as per the concerned Statutory Body)

The University admissions shall be open to all persons irrespective of caste, class, creed, gender or nation. All admissions shall be made on the basis of merit in the qualifying examinations; provided that forty percent of the admissions in all Programs of the University shall be reserved for the students of Karnataka State and admissions shall be made through a Common Entrance Examination conducted by the State Government or its agency and seats shall be allotted as per the merit and reservation policy of the State Government from time to time. The admission criteria to the B.Tech. Program is listed in the following Sub-Clauses:

- 9.1 An applicant who has successfully completed Pre-University course or Senior Secondary School course (+2) or equivalent such as (11+1), 'A' level in Senior School Leaving Certificate Course from a recognized university of India or outside or from Senior Secondary Board or equivalent, constituted or recognized by the Union or by the State Government of that Country for the purpose of issue of qualifying certificate on

- successful completion of the course, may apply for and be admitted into the Program.
- 9.2 Provided further, the applicant must have taken Physics and Mathematics as compulsory subjects in the Pre-University / Higher Secondary / (10+2) / (11+1) examination, along with either Chemistry / Biology / Electronics / Computer Science / Biotechnology subject, and, the applicant must have obtained a minimum of 45% of the total marks (40% in case of candidates belonging to the Reserved Category as classified by the Government of Karnataka) in these subjects taken together.
- 9.3 The applicant must have appeared for Joint Entrance Examinations (JEE) Main / JEE (Advanced) / Karnataka CET / COMED-K, or any other State-level Engineering Entrance Examinations.
- 9.4 Reservation for the SC / ST and other backward classes shall be made in accordance with the directives issued by the Government of Karnataka from time to time.
- 9.5 Admissions are offered to Foreign Nationals and Indians living abroad in accordance with the rules applicable for such admission, issued from time to time, by the Government of India.
- 9.6 Candidates must fulfil the medical standards required for admission as prescribed by the University.
- 9.7 If, at any time after admission, it is found that a candidate had not in fact fulfilled all the requirements stipulated in the offer of admission, in any form whatsoever, including possible misinformation and any other falsification, the Registrar shall report the matter to the Board of Management (BOM), recommending revoking the admission of the candidate.
- 9.8 The decision of the BOM regarding the admissions is final and binding.

10 Lateral Entry / Transfer Students requirements

10.1 Lateral Entry

The University admits students directly to the second year (3rd Semester) of the B.Tech. Degree program as per the provisions and/or regulations of the Government of Karnataka pertaining to the "Lateral Entry" scheme announced by the Government from time to time. Further, the general conditions and rules governing the provision of Lateral Entry to the B.Tech. Program of the University are listed in the following Sub-Clauses:

- 10.1.1 Admission to 2nd year (3rd Semester) of the B.Tech. Degree program shall be open to the candidates who are holders of a 3-year Diploma in Engineering (or equivalent qualification as recognized by the University), who have secured not less than forty-five percentage (45%) marks in the final year examination (5th and 6th Semesters of the Diploma Program) in the appropriate branch of Engineering. Provided that, in case of SC / ST and OBC candidates from Karnataka the minimum marks for eligibility shall be forty percent (40%).
- 10.1.2 Provided further that, candidates seeking Lateral Entry may be required to complete specified bridge Courses as prescribed by the University. Such bridge Courses, if any, shall not be included in the CGPA computations.
- 10.1.3 All the existing Regulations and Policies of the University shall be binding on all the students admitted to the Program through the provision of Lateral Entry.

- 10.1.4 The Course requirements prescribed for the 1st Year of the B.Tech. Program shall be waived for the student(s) admitted through Lateral Entry and the duration of the B.Tech. Program for such students is three (03) years, commencing from the 3rd Semester (commencement of the 2nd Year) of the B.Tech. Program and culminating with the 8th Semester (end of the 4th Year) of the B.Tech. Program.
- 10.1.5 Provided that, if a Lateral Entry student misses any mandatory program specific courses that are typically offered in the 1st year (1st or 2nd semesters), then those courses must be cleared by the students as soon as possible, preferably during the Summer Term.
- 10.1.6 The existing Program Regulations of the concerned Program to which the student is admitted through the provision of Lateral Entry shall be binding on the student with effect from the 3rd Semester of the Program. i.e., the Program Structure and Curriculum from the 3rd to 8th Semesters of the Program concerned shall be binding on the student admitted through Lateral Entry. Further, any revisions / amendments made to the Program Regulations thereafter, shall be binding on all the students of the concerned Program.
- 10.1.7 All the Courses (and the corresponding number of Credits) prescribed for the 1st Year of the concerned B.Tech. Program shall be waived for the student(s) admitted to the concerned B.Tech Program through Lateral Entry. Further, the *Minimum Credit Requirements* for the award of the B.Tech. Degree in the concerned Program shall be prescribed / calculated as follows:

The ***Minimum Credit Requirements*** for the award of the Bachelor of Technology (B.Tech.) Degree prescribed by the concerned Bachelor of Technology Degree Program Regulations and Curriculum, 2025-2029, minus the number of Credits prescribed / accepted by the Equivalence Committee for the 1st Year (1st and 2nd Semesters) of the B.Tech. Program.

For instance, if the *Minimum Credit Requirements* for the award of the Bachelor of Technology (B.Tech.) Degree as prescribed by the Regulations for B.Tech. (Electronics and Communication Engineering) is "N" Credits, and, if the total credits prescribed in the 1st Year (total credits of the 1st and 2nd Semesters) of the Program concerned is "M" Credits, then the *Minimum Credit Requirements* for the award of the B.Tech. in Electronics and Communication Engineering for a student who joins the Program through the provision of the Lateral Entry, shall be "N – M" Credits.

- 10.1.8 Further, no other waiver except the Courses prescribed for the 1st year of the B.Tech. Program of the University shall be permissible for students joining the B.Tech. Program through the provision of Lateral Entry.

10.2 Transfer of student(s) from another recognized University to the 2nd year (3rd Semester) of the B.Tech. Program of the University

A student who has completed the 1st Year (i.e., passed in all the Courses / Subjects prescribed for the 1st Year) of the B.Tech. / B.E. / B.S., Four-Year Degree Program from another recognized University, may be permitted to transfer to the 2nd Year (3rd Semester) of the B.Tech. Program of the University as per the rules and guidelines prescribed in the following Sub-Clauses:

- 10.2.1** The concerned student fulfils the criteria specified in Sub-Clauses 10.1.1, 10.1.2 and 10.1.3.
- 10.2.2** The student shall submit the Application for Transfer along with a non-refundable Application Fee (as prescribed by the University from time to time) to the University no later than July 10 of the concerned year for admission to the 2nd Year (3rd Semester) B.Tech. Program commencing on August 1 on the year concerned.
- 10.2.3** The student shall submit copies of the respective Marks Cards / Grade Sheets / Certificates along with the Application for Transfer.
- 10.2.4** The transfer may be provided on the condition that the Courses and Credits completed by the concerned student in the 1st Year of the B.Tech. / B.E. / B.S. Four Degree Program from the concerned University, are declared equivalent and acceptable by the Equivalence Committee constituted by the Vice Chancellor for this purpose. Further, the Equivalence Committee may also prescribe the Courses and Credits the concerned students shall have to mandatorily complete, if admitted to the 2nd Year of the B.Tech. Program of the University.
- 10.2.5** The Branch / Discipline allotted to the student concerned shall be the decision of the University and binding on the student.

11. Change of Branch / Discipline / Specialization

A student admitted to a particular Branch of the B.Tech. Program will normally continue studying in that Branch till the completion of the program. However, the University reserves the right to provide the option for a change of Branch, or not to provide the option for a change of Branch, at the end of 1st Year of the B.Tech. Program to eligible students in accordance with the following rules and guidelines: framed by the University from time to time.

- 11.1** Normally, only those students, who have passed all the Courses prescribed for the 1st Year of the B.Tech. Program and obtained a CGPA of not less than 6.50 at the end of the 2nd Semester shall be eligible for consideration for a change of Branch.
- 11.2** Change of Branch, if provided, shall be made effective from the commencement of the 3rd Semester of the B.Tech. Program. There shall be no provision for change of

Branch thereafter under any circumstances whatsoever.

- 11.3 The student provided with the change of Branch shall fully adhere to and comply with the Program Regulations of the concerned Branch of the B.Tech. Program, the Fee Policy pertaining to that Branch of the B.Tech. Program, and, all other rules pertaining to the changed Branch existing at the time.
- 11.4 Change of Branch once made shall be final and binding on the student. No student shall be permitted, under any circumstances, to refuse the change of Branch offered.
- 11.5 The eligible student may be allowed a change in Branch, strictly in order of *inter se* merit, subject to the conditions given below:
 - 11.5.1 The actual number of students in the 3rd Semester in any particular Branch to which the transfer is to be made, should not exceed the intake fixed by the University for the concerned Branch;
 - 11.5.2 The actual number of students in any Branch from which transfer is being sought does not fall below 75% of the total intake fixed by the University for the concerned Branch.

The process of change of Branch shall be completed within the first five days of Registration for the 3rd Semester of the B.Tech. Program.

12 Specific Regulations regarding Assessment and Evaluation (including the Assessment Details of NTCC Courses, Weightages of Continuous Assessment and End Term Examination for various Course Categories)

- 12.1** The academic performance evaluation of a student in a Course shall be according to the University Letter Grading System based on the class performance distribution in the Course.
- 12.2** Academic performance evaluation of every registered student in every Course registered by the student is carried out through various components of Assessments spread across the Semester. The nature of components of Continuous Assessments and the weightage given to each component of Continuous Assessments (refer Clause 12.5) shall be clearly defined in the Course Plan for every Course, and approved by the DAC.
- 12.3** Format of the End-Term examination shall be specified in the Course Plan.
- 12.4** Grading is the process of rewarding the students for their overall performance in each Course. The University follows the system of Relative Grading with statistical approach

to classify the students based on the relative performance of the students registered in the concerned Course except in the following cases:

- Non-Teaching Credit Courses (NTCC)
- Courses with a class strength less than 30

Absolute grading method may be adopted, where necessary with prior approval of concerned DAC.

Grading shall be done at the end of the Academic Term by considering the aggregate performance of the student in all components of Assessments prescribed for the Course. Letter Grades (Clause 8.10) shall be awarded to a student based on her/his overall performance relative to the class performance distribution in the concerned Course. These Letter Grades not only indicate a qualitative assessment of the student's performance but also carry a quantitative (numeric) equivalent called the Grade Point.

12.5 Assessment Components and Weightage

Table 1: Assessment Components and Weightage for different category of Courses		
Nature of Course and Structure	Evaluation Component	Weightage
Lecture-based Course L component in the L-T-P Structure is predominant (more than 1) (Examples: 3-0-0; 3-0-2; 2-1-0; 2-0-2, 2-0-4 etc.)	Continuous Assessments	50%
	End Term Examination	50%
Lab/Practice-based Course P component in the L-T-P Structure is predominant (Examples: 0-0-4; 1-0-4; 1-0-2; etc.)	Continuous Assessments	75%
	End Term Examination	25%
Skill based Courses like Industry Internship, Capstone project, Research Dissertation, Integrative Studio, Interdisciplinary Project, Summer / Short Internship, Social Engagement / Field Projects, Portfolio, and such similar Non-Teaching Credit Courses, where the pedagogy does not lend itself to a typical L-T-P structure	Guidelines for the assessment components for the various types of Courses, with recommended weightages, shall be specified in the concerned Program Regulations and Curriculum / Course Plans, as applicable.	

The exact weightages of Evaluation Components shall be clearly specified in the concerned PRC and respective Course Plan.

Normally, for Practice/Skill based Courses, without a defined credit structure (L-T-P) [NTCC], but with assigned Credits (as defined in the Academic Regulations), the method of evaluation shall be based only on Continuous Assessments. The various components of Continuous Assessments, the distribution of weightage among such components, and the method of evaluation/assessment, shall be as decided and indicated in the Course Plan/PRC. The same shall be approved by the respective DAC.

12.6 Minimum Performance Criteria:

12.6.1 Theory only Course and Lab/Practice Embedded Theory Course

A student shall satisfy the following minimum performance criteria to be eligible to earn the credits towards the concerned Course:

- a. A student must obtain a minimum of 30% of the total marks/weightage assigned to the End Term Examinations in the concerned Course.
- b. The student must obtain a minimum of 40% of the AGGREGATE of the marks/weightage of the components of Continuous Assessments, Mid Term Examinations and End Term Examinations in the concerned Course.

12.6.2 Lab/Practice only Course and Project Based Courses

The student must obtain a minimum of 40% of the AGGREGATE of the marks/weightage of all assessment components in the concerned Course.

- 12.6.3** A student who fails to meet the minimum performance criteria listed above in a Course shall be declared as "Fail" and given "F" Grade in the concerned Course. For theory Courses, the student shall have to re-appear in the "Make-Up Examinations" as scheduled by the University in any subsequent semester, or, re-appear in the End Term Examinations of the same Course when it is scheduled at the end of the following Semester or Summer Term, if offered. The marks obtained in the Continuous Assessments (other than the End Term Examination) shall be carried forward and be included in computing the final grade, if the student secures the minimum requirements (as per Clause 12.6.1, 12.6.2 of academic regulations) in the "Make-Up Examinations" of the concerned Course. Further, the student has an option to re-register for the Course and clear the same in the summer term/ subsequent semester if he/she wishes to do so, provided the Course is offered.

13 Additional clarifications - Rules and Guidelines for Transfer of Credits from MOOC, etc. – Note: These are covered in Academic Regulations

The University allows students to acquire credits from other Indian or foreign institutions and/or Massive Open Online Course (MOOC) platforms, subject to prior approval. These credits may be transferred and counted toward fulfilling the minimum credit requirements for the award of a degree. The process of transfer of credits is governed by the following rules and guidelines:

- 13.1** The transfer of credits shall be examined and recommended by the Equivalence Committee (Refer Annexure B of academic regulations) and approved by the Dean - Academics.
- 13.2** Students may earn credits from other Indian or foreign Universities/Institutions with which the University has an MOU, and that MOU shall have specific provisions, rules and guidelines for transfer of credits. These transferred credits shall be counted towards the minimum credit requirements for the award of the degree.
- 13.3** Students may earn credits by registering for Online Courses offered by *Study Web of Active Learning by Young and Aspiring Minds (SWAYAM)* and *National Program on*

Technology Enhanced Learning (NPTEL), or other such recognized Bodies/ Universities/Institutions as approved by the concerned BOS and Academic Council from time to time. The concerned School/Parent Department shall publish/include the approved list of Courses and the rules and guidelines governing such transfer of credits of the concerned Program from time to time. The Rules and Guidelines for the transfer of credits specifically from the Online Courses conducted by SWAYAM/ NPTEL/ other approved MOOCs are as stated in the following Sub-Clauses:

- 13.3.1** A student may complete SWAYAM/NPTEL/other approved MOOCs as mentioned in Clause 13.3 (as per academic regulations) and transfer equivalent credits to partially or fully complete the mandatory credit requirements of Discipline Elective Courses and/or the mandatory credit requirements of Open Elective Courses as prescribed in the concerned Curriculum Structure. However, it is the sole responsibility of the student to complete the mandatory credit requirements of the Discipline Elective Courses and the Open Elective Courses as prescribed by the Curriculum Structure of the concerned Program.
- 13.3.2** SWAYAM/NPTEL/ other approved MOOCs as mentioned in Clause 13.3 (as per academic regulations) shall be approved by the concerned Board of Studies and placed (as Annexures) in the concerned PRC.
- 13.3.3** Parent Departments may release a list of SWAYAM/NPTEL/other approved MOOCs for Pre-Registration as per schedule in the Academic Calendar or through University Notification to this effect.
- 13.3.4** Students may Pre-Register for the SWAYAM/NPTEL/other approved MOOCs in the respective Departments and register for the same Courses as per the schedule announced by respective Online Course Offering body/institute/university.
- 13.3.5** A student shall request for transfer of credits only from such approved Courses as mentioned in Sub-Clause 13.3.2 above.
- 13.3.6** SWAYAM/NPTEL/other approved MOOCs Courses are considered for transfer of credits only if the concerned student has successfully completed the SWAYAM/NPTEL/other approved MOOCs and obtained a certificate of successful/satisfactory completion.
- 13.3.7** A student, who has successfully completed the approved SWAYAM/NPTEL / other approved MOOCs and wants to avail the provision of transfer of equivalent credits, must submit the original Certificate of Completion, or such similar authorized documents to the HOD concerned, with a written request for the transfer of the equivalent credits. On verification of the Certificates/Documents and approval by the HOD concerned, the Course(s) and equivalent Credits shall be forwarded to the COE for processing of results of the concerned Academic Term.
- 13.3.8** The credit equivalence of the SWAYAM/NPTEL/other approved MOOCs are based on Course durations and/or as recommended by the Course offering body/institute/university. The Credit Equivalence mapped to SWAYAM/ NPTEL approved Courses based on Course durations for transfer of credits is

summarised in Table shown below. The Grade will be calculated from the marks received by the Absolute Grading Table 8.11 in the academic regulations.

Table 2: Durations and Credit Equivalence for Transfer of Credits from SWAYAM-NPTEL/ other approved MOOC Courses		
Sl. No.	Course Duration	Credit Equivalence
1	4 Weeks	1 Credit
2	8 Weeks	2 Credits
3	12 Weeks	3 Credits

13.3.9 The maximum permissible number of credits that a student may request for credit transfer from MOOCs shall not exceed 20% of the mandatory minimum credit requirements specified by the concerned Program Regulations and Curriculum for the award of the concerned Degree.

13.3.10 The University shall not reimburse any fees/expense; a student may incur for the SWAYAM/NPTEL/other approved MOOCs.

13.4 The maximum number of credits that can be transferred by a student shall be limited to forty percent (40%) of the mandatory minimum credit requirements specified by the concerned Program Regulations and Curriculum for the award of the concerned Degree. However, the grades obtained in the Courses transferred from other Institutions/MOOCs, as mentioned in this Section (13.0), shall not be included in the calculation of the CGPA.

14. Structure / Component with Credit Requirements Course Baskets & Minimum Basket wise Credit Requirements

The B.Tech. (Electronics and Communication Engineering) Program Structure (2025-2029) totalling 160 credits. Table 3 summarizes the type of baskets, number of courses under each basket and the associated credits that are mandatorily required for the completion of the Degree.

Table 3: B.Tech. (Electronics and Communication Engineering) 2025-2029: Summary of Mandatory Courses and Minimum Credit Contribution from various Baskets		
Sl. No.	Baskets	Credit Contribution
1	Humanities and Social Sciences including Management Courses (HSMC)	10
2	Basic Science Courses (BSC)	24
3	Engineering Science Courses (ESC)	22
4	Professional Core Courses (PCC)	64
5	Professional Elective Courses (PEC)	18
6	Open Elective Courses (OEC)	6
7	Project Work (PRW)	16
8	Mandatory Courses (MAC)	0

	Total Credits	160
--	----------------------	------------

In the entire Program, the practical and skill based course component contribute to an extent of approximately 57% out of the total credits of 160 for B.Tech. (Electronics and Communication Engineering) program of four years' duration.

15. Minimum Total Credit Requirements of Award of Degree

As per the AICTE guidelines, a minimum of 160 credits is required for the award of a B.Tech. Degree.

16. Other Specific Requirements for Award of Degree, if any, as prescribed by the Statutory Bodies,

- 16.1 The award of the Degree shall be recommended by the Board of Examinations and approved by the Academic Council and Board of Management of the University.
- 16.2 A student shall be declared to be eligible for the award of the concerned Degree if she/he:
 - a. Fulfilled the Minimum Credit Requirements and the Minimum Credits requirements under various baskets;
 - b. Secure a minimum CGPA of 4.50 in the concerned Program at the end of the Semester/Academic Term in which she/he completes all the requirements for the award of the Degree as specified in Sub-Clause a of Academic Regulations;
 - c. No dues to the University, Departments, Hostels, Library, and any other such Centers/ Departments of the University; and
 - d. No disciplinary action is pending against her/him.

17. Structure – Basket Wise Course List

Table 3.1 : List of Humanities and Social Sciences including Management Courses (HSMC)						
S.No	Course Code	Course Name	L	T	P	C
1	ENG1900	English for Technical Communication	2	0	0	2
2	ENG2501	Advanced English	2	0	0	2
3	PPS3019	Corporate Communication	0	0	2	1
4	PPS4006	Logical and Critical Thinking	0	0	2	1
5	DES1146	Introduction to Design Thinking	1	0	0	1
6	FIN1002	Essentials of Finance	3	0	0	3
Total No. of Credits						10

Table 3.2 : List of Basic Science Courses (BSC)						
S.No	Course Code	Course Name	L	T	P	C
1	MAT2301	Calculus and Differential Equations	3	1	0	4
2	MAT2302	Transform Techniques, Partial Differential Equations and Complex Variables	3	1	0	4
3	MAT2303	Linear Algebra and Vector Calculus	3	1	0	4
4	MAT2304	Numerical Methods, Probability Distributions and Sampling Techniques	3	1	0	4
5	PHY2502	Advanced Materials and Quantum Physics for Engineers	3	0	0	3

6	PHY2505	Advanced Materials and Quantum Physics for Engineers Lab	0	0	2	1
7	CHE2503	Applied Chemistry for Engineers	3	0	0	3
8	CHE2504	Applied Chemistry for Engineers Lab	0	0	2	1
Total No. of Credits						24

Table 3.3 : List of Engineering Science Courses (ESC)						
S.No	Course Code	Course Name	L	T	P	C
1	CIV1200	Foundations of Integrated Engineering	2	0	0	2
2	MEC1006	Engineering Graphics	2	0	0	2
3	EEE1200	Basics of Electrical and Electronics Engineering	3	0	0	3
4	EEE1250	Basics of Electrical and Electronics Engineering Lab	0	0	2	1
5	ECE1511	Design Workshop	1	0	2	2
6	CSE2280	C Programming and Data Structures	3	0	0	3
7	CSE2281	C Programming and Data Structures Lab	0	0	4	2
8	CSE1700	Essentials of AI	3	0	0	3
9	CSE1701	Essentials of AI Lab	0	0	2	1
10	CSE1500	Computational Thinking using Python	2	0	2	3
Total No. of Credits						22

Table 3.4 : Professional Core Courses (PCC)						
S.No	Course Code	Course Name	L	T	P	C
1	EEE2020	Network Theory	3	1	0	4
2	ECE2021	Digital Electronics	3	0	0	3
3	ECE2051	Digital Electronics Lab	0	0	2	1
4	ECE2020	Signals and Systems	3	0	0	3
5	EEE2504	Control Systems	3	0	0	3
6	ECE2501	Linear Integrated Circuits	3	0	0	3
7	ECE2550	Signals and Systems Lab	0	0	2	1
8	ECE2551	Linear Integrated Circuits Lab	0	0	2	1
9	ECE2520	Digital Signal Processing	3	0	0	3
10	ECE2521	Embedded Systems Design using Microcontrollers	4	0	0	4
11	EEE2502	Electromagnetic Field Theory	3	1	0	4
12	CSE2257	Computer Organization and Architecture	3	0	0	3
13	ECE2570	Digital Signal Processing Lab	0	0	2	1
14	ECE2571	Embedded Systems Design using Microcontrollers Lab	0	0	2	1
15	ECE2502	Analog Communication	3	0	0	3
16	ECE2522	CMOS VLSI Design	3	0	0	3
17	ECE2552	Analog Communication Lab	0	0	2	1
18	ECE2572	CMOS VLSI Design Lab	0	0	2	1
19	ECE2505	Transmission Lines and Waveguides	3	0	0	3
20	ECE2503	Digital Communication	3	0	0	3
21	ECE2523	Digital VLSI Design	3	0	0	3

22	ECE2524	Data Communication and Networking	3	0	0	3
23	ECE2553	Digital Communication Lab	0	0	2	1
24	ECE2573	Digital VLSI Design Lab	0	0	2	1
25	ECE2504	Microwave Antenna and Wave Propagation	3	0	0	3
26	ECE2554	Microwave Antenna and Wave Propagation Lab	0	0	2	1
27	ECE2527	Mobile Communication	3	0	0	3
Total No. of Credits						64

Table 3.5 : List of course in Project Work basket (PRW)						
S.No	Course Code	Course Name	L	T	P	C
1	ECE7000	Internship	-	-	-	2
2	ECE7100	Minor Project	-	-	-	4
3	ECE7300	Capstone Project	-	-	-	10
Total No. of Credits						16

Table 3.6 : Mandatory Course**						
S.No	Course Code	Course Name	L	T	P	C
1	CHE7601	Environmental Studies	2	0	0	0
2	LAW7601	Indian Constitution	0	0	0	0
3	CIV7601	Universal Human Values and Ethics	0	0	0	0
4	PPS1025	Industry Readiness Program - I	0	0	2	0
5	PPS1026	Industry Readiness Program - II	0	0	2	0
6	APT4002	Introduction to Aptitude	0	0	2	0
7	APT4004	Aptitude Training - Intermediate	0	0	2	0
8	APT4006	Logical and Critical Thinking	0	0	2	0
Total No. of Credits						0

****These are non-credited courses in which the student has to earn a Satisfactory (S) Letter Grade in order to complete their degree.**

18. Practical / Skill based Courses – Internships / Thesis / Dissertation / Capstone Project Work / Portfolio / Mini project

Practical / Skill based Courses like internship, project work, capstone project, research project / dissertation, and such similar courses, where the pedagogy does not lend itself to a typical L-T-P-C Structure as defined in Clause 5.1 of the Academic Regulations, are simply assigned the number of Credits based on the quantum of work / effort required to fulfill the learning objectives and outcomes prescribed for the concerned Courses. Such courses are referred to as Non-Teaching Credit Courses (NTCC). These Courses are designed to provide students with hands-on experience and skills essential for their professional development. These courses aim to equip students with abilities in problem identification, root cause analysis, problem-solving, innovation, and design thinking through industry exposure and project-based

learning. The expected outcomes are first level proficiency in problem solving and design thinking skills to better equip B.Tech. graduates for their professional careers. The method of evaluation and grading for the Practical / Skill based Courses shall be prescribed and approved by the concerned Departmental Academic Committee (refer Annexure A of the Academic Regulations). The same shall be prescribed in the Course Handout.

18.1 Internship

A student may undergo an Internship for a period of 12-14 weeks in an industry / company or academic / research institution during the 7th or 8th Semesters, subject to the following conditions:

- 18.1.1** The Internship shall be conducted in accordance with the Internship Policy prescribed by the University from time to time.
- 18.1.2** The selection criteria (minimum CGPA, pass in all Courses as on date, and any other qualifying criteria) as applicable / stipulated by the concerned Industry / Company or academic / research institution for award of the Internship to a student;
- 18.1.3** The number of Internships available for the concerned Academic Term. Further, the available number of internships shall be awarded to the students by the University on the basis of merit using the CGPA secured by the student. Provided further, the student fulfils the criteria, as applicable, specified by the Industry / Company or academic / research institution providing the Internship, as stated in Sub-Clause 2.6.1.2 above.
- 18.1.4** A student may opt for Internship in an Industry / Company or academic / research institution of her / his choice, subject to the condition that the concerned student takes the responsibility to arrange the Internship on her / his own. Provided further, that the Industry / Company or academic / research institution offering such Internship confirms to the University that the Internship shall be conducted in accordance with the Program Regulations and Internship Policy of the University.
- 18.1.5** A student selected for an Internship in an industry / company or academic / research institution shall adhere to all the rules and guidelines prescribed in the Internship Policy of the University.

18.2 Project Work

A student may opt to do a Project Work for a period of 12-14 weeks in an Industry / Company or academic / research institution or the University Department(s) as an equivalence of Internship during the Semester Break between 4th and 5th Semesters or 6th and 7th Semesters, subject to the following conditions:

- 18.2.1** The Project Work shall be approved by the concerned HOD and be carried out under the guidance of a faculty member.

18.2.2 The student may do the project work in an Industry / Company or academic / research institution of her / his choice subject to the above mentioned condition (Sub-Clause 2.6.2.1). Provided further, that the Industry / Company or academic / research institution offering such project work confirms to the University that the project work will be conducted in accordance with the Program Regulations and requirements of the University.

18.3 Capstone Project

A student may undergo a Capstone Project for a period of 12-14 weeks in an industry / company or academic / research institution in the 7th / 8th Semester as applicable, subject to the following conditions:

18.3.1 The Capstone Project shall be conducted in accordance with the Capstone Project Policy prescribed by the University from time to time.

18.3.2 The selection criteria (minimum CGPA, pass in all Courses as on date, and any other qualifying criteria) as applicable / stipulated by the concerned Industry / Company or academic / research institution for award of the Capstone Project to a student;

18.3.3 The number of Capstone Project available for the concerned Academic Term. Further, the available number of Capstone Project shall be awarded to the students by the University on the basis of merit using the CGPA secured by the student. Provided further, the student fulfils the criteria, as applicable, specified by the Industry / Company or academic / research institution providing the Capstone Project, as stated in Sub-Clause 2.6.3.2 above.

18.3.4 A student may opt for Capstone Project in an Industry / Company or academic / research institution of her / his choice, subject to the condition that the concerned student takes the responsibility to arrange the I Capstone Project on her / his own. Provided further, that the Industry / Company or academic / research institution offering such Capstone Project confirms to the University that the Capstone Project shall be conducted in accordance with the Program Regulations and Internship Policy of the University.

18.3.5 A student selected for a Capstone Project in an industry / company or academic / research institution shall adhere to all the rules and guidelines prescribed in the Capstone Project Policy of the University.

18.4 Research Project / Dissertation

A student may opt to do a Research Project / Dissertation for a period of 12-14 weeks in an Industry / Company or academic / research institution or the University Department(s) as an equivalence of Capstone Project, subject to the following conditions:

18.4.1 The Research Project / Dissertation shall be approved by the concerned HOD and be carried out under the guidance of a faculty member.

The student may do the Research Project / Dissertation in an Industry / Company or academic / research institution of her / his choice subject to the above mentioned condition (Sub-Clause 2.6.4.1). Provided further, that the Industry / Company or academic / research institution offering such Research Project / Dissertation confirms to the University that the Research Project / Dissertation work will be conducted in accordance with the Program Regulations and requirements of the University.

19. List of Elective Courses under various Specialisations / Stream Basket

Table 3.7 : Discipline Elective Courses						
S. No.	Course Code	Course Name	L	T	P	C
General Basket						
1	ECE3200	Measuring Instruments and Sensors	3	0	0	3
2	ECE3201	Biomedical Instrumentation	3	0	0	3
3	ECE3202	Data Acquisition Techniques	3	0	0	3
4	ECE3203	Printed Circuit Board Design	3	0	0	3
5	ECE3204	Electronic Controlled Converters	3	0	0	3
6	ECE3205	Object-Oriented Programming Essentials using JAVA	3	0	0	3
7	ECE3206	Linear Algebra for Communication Engineering	3	0	0	3
8	ECE3207	Fuzzy Logic and its Engineering Applications	3	0	0	3
Signal Processing Basket						
1	ECE3400	Speech Signal Processing	3	0	0	3
2	ECE3401	Digital Image Processing	3	0	0	3
3	ECE3402	Biomedical Signal Processing	3	0	0	3
4	ECE3403	Adaptive Signal Processing	3	0	0	3
5	ECE3404	Multimedia Signal Processing	3	0	0	3
6	ECE3405	Wavelets and Filter Banks	3	0	0	3
7	ECE3406	Probabilistic Systems analysis	3	0	0	3
8	ECE3407	Video Processing and Computer Vision	3	0	0	3
VLSI Design Basket						

Table 3.7 : Discipline Elective Courses						
S. No.	Course Code	Course Name	L	T	P	C
1	ECE3408	IC Fabrication Technology	3	0	0	3
2	ECE3409	Sensor Technology	3	0	0	3
3	ECE3410	MEMS and Nanotechnology	3	0	0	3
4	ECE3411	Photonic Integrated Circuits	3	0	0	3
5	ECE3412	Mixed Signal Circuit Design	3	0	0	3
6	ECE3413	Low Power VLSI Design	3	0	0	3
7	ECE3414	CAD for VLSI	3	0	0	3
8	ECE3415	Design for Testability	3	0	0	3
Embedded Systems Basket						
1	ECE4xxx	Software for Embedded Systems	3	0	0	3
2	ECE3416	Real Time Systems	3	0	0	3
3	ECE3417	DSP Processors	3	0	0	3
4	ECE3418	FPGA Design for Embedded Systems	3	0	0	3
5	ECE3419	Developing Secure Embedded Systems	3	0	0	3
6	ECE3420	Introduction to Embedded Machine Learning	3	0	0	3
7	ECE3421	Deep Learning Using FPGAs	3	0	0	3
8	ECE3422	Fault-Tolerant Embedded Systems	3	0	0	3
Communication Basket						
1	ECE3423	Information Theory and Coding	3	0	0	3
2	ECE3424	Satellite Communication	3	0	0	3
3	ECE3425	Wireless Communication and Networks	3	0	0	3
4	ECE3426	Radar Engineering	3	0	0	3
5	ECE3427	RF Engineering	3	0	0	3
6	ECE3428	Wireless Adhoc Networks	3	0	0	3
7	ECE3429	Optical Communication	3	0	0	3
8	ECE3430	Vehicular Communication Systems	3	0	0	3
Wearable Technologies Basket						
1	ECE3431	Fundamentals of Wearable Sensing	3	0	0	3
2	ECE3432	Flexible Electronics and Sensors	3	0	0	3
3	ECE3433	Wearable Devices and Its Applications	3	0	0	3
4	ECE3434	Embedded Platforms for Wearables	3	0	0	3
5	ECE3435	Wireless Technologies for Wearables	3	0	0	3
6	ECE3436	Wearable Internet of Things	3	0	0	3
7	ECE3437	Wearable and Ubiquitous Computing	3	0	0	3
8	ECE3438	Wearable Prosthetics and Robots	3	0	0	3
IoT & Sensor Technologies Basket						
1	ECE3439	IoT: Architecture and Protocols	3	0	0	3
2	ECE3440	Hardware and Software Architectures for IoT Systems	3	0	0	3
3	ECE3441	IoT Edge Nodes and its Applications	3	0	0	3

Table 3.7 : Discipline Elective Courses						
S. No.	Course Code	Course Name	L	T	P	C
4	ECE3442	IoT and Cloud Computing	3	0	0	3
5	ECE3443	Data Science for IoT	3	0	0	3
6	ECE3444	Industrial Internet of Things	3	0	0	3
7	ECE3445	Internet of Medical Things	3	0	0	3
8	ECE3446	Internet of Agricultural Things	3	0	0	3
Artificial Intelligence Basket						
1	ECE3447	Computational Intelligence and Machine Learning	3	0	0	3
2	ECE3448	Neural Networks and Deep Learning	3	0	0	3
3	ECE3449	Applications of Deep Learning	3	0	0	3
4	ECE3450	Applied Pattern Recognition	3	0	0	3
5	ECE3451	AI & Digital Health	3	0	0	3
6	ECE3452	Natural Language Processing	3	0	0	3
7	ECE3453	Reinforcement Learning	3	0	0	3
8	ECE3454	Explainable AI	3	0	0	3

20. List of Open Electives to be offered by the School / Department (Separately for ODD and EVEN Semesters.

Sl. No.	Course Code	Course Name	L	T	P	C	Anti-requisites
Chemistry Basket							
1	CHE3001	Smart Materials and 3D Printing	3	0	0	3	-
2	CHE3002	Energy and Sustainability	3	0	0	3	-
3	CHE3003	Nano technology and its applications	3	0	0	3	-
4	CHE3004	Corrosion and control	3	0	0	3	-
5	CHE3005	Green Chemistry and Sustainable Technology	3	0	0	3	-
6	CHE3006	Food Technology	3	0	0	3	-
Civil Engineering Basket							
1	CIV3100	Disaster mitigation and management	3	0	0	3	-
2	CIV3101	Sustainability Concepts in Engineering	3	0	0	3	-
3	CIV3102	Occupational Health and Safety	3	0	0	3	-
4	CIV3103	Sustainable Materials and Green Buildings	3	0	0	3	-
5	CIV3104	Integrated Project Management	3	0	0	3	-
6	CIV3105	Environmental Impact Assessment	3	0	0	3	-
7	CIV3106	Infrastructure Systems for Smart Cities	3	0	0	3	-
8	CIV3107	Geospatial Applications for Engineers	2	0	2	3	-
9	CIV3108	Environmental Meteorology	3	0	0	3	-
10	CIV3109	Project Problem Based Learning	3	0	0	3	-
11	CIV3110	Sustainability for Professional Practice	3	0	0	3	-
Commerce Basket							

Sl. No.	Course Code	Course Name	L	T	P	C	Anti-requisites
1	MGT2015	Engineering Economics	3	0	0	3	-
2	MGT2020	Marketing Fundamentals for Engineers	3	0	0	3	-
3	MGT2021	Finance for Engineers	3	0	0	3	-
4	MGT2007	Digital Entrepreneurship	3	0	0	3	-
5	COM1020	Business Accounting & Financial Analysis	2	1	0	3	-
6	BBA2088	Management and Behavioural Practices	3	0	0	3	-
Design Basket							
1	DES2001	Design Thinking	3	0	0	3	-
Electrical and Electronics Basket							
1	EEE3100	IoT based Smart Building Technology	3	0	0	3	-
2	EEE3101	Basic Circuit Analysis	3	0	0	3	-
3	EEE3102	Fundamentals of Industrial Automation	3	0	0	3	-
4	EEE3103	Electric Vehicles & Battery technology	3	0	0	3	-
5	EEE3104	Smart Sensors for Engineering Applications	3	0	0	3	-
Electronics and Communication Engineering Basket							
1	ECE3800	Fundamentals of Electronics	3	0	0	3	
2	ECE3801	Microprocessor based systems	3	0	0	3	
3	ECE3802	Artificial Neural Networks	3	0	0	3	
4	ECE3803	Smart Electronics in Agriculture	3	0	0	3	
5	ECE3804	Environment Monitoring Systems	3	0	0	3	
6	ECE3805	Consumer Electronics	3	0	0	3	
7	ECE3806	Product Design of Electronic Equipment	3	0	0	3	
8	ECE3807	Introduction to Data Analytics	3	0	0	3	
9	ECE3808	Machine Vision for Robotics	3	0	0	3	
English Basket							
1	ENG1906	Law and Crime in Popular Imagination	3	0	0	3	
2	ENG1909	Exploring Gender: Narratives from Campus to Community	3	0	0	3	
3	ENG1910	Trauma Narratives: From Page to Pixel	3	0	0	3	
4	ENG1911	'Nonsense' Across Media	3	0	0	3	
5	ENG1912	Language and Interpretation	3	0	0	3	
Law Basket							
1	LAW2015	Cyber Law	3	0	0	3	-
2	LAW5005	Law relating to Infrastructure Projects	3	0	0	3	
Mathematics Basket							
1	MAT3030	Optimization Techniques for Engineers	3	0	0	3	-
2	MAT3031	Basic Statistics & Data Analysis	3	0	0	3	-
3	MAT3032	Mathematics for Machine Learning	3	0	0	3	-
4	MAT3033	Bioinformatics & Computational Biology	3	0	0	3	-
5	MAT3034	Time-Frequency Transforms for Signal Analysis	3	0	0	3	-
6	MAT3035	Mathematical Modelling	3	0	0	3	-
7	MAT3036	Bio-Statistics and Bio-Modelling	3	0	0	3	-
8	MAT3037	Linear Algebra & Matrix Theory	3	0	0	3	-
9	MAT3038	Financial Mathematics	3	0	0	3	-
10	MAT3039	Fuzzy Logic & Neural Networks	3	0	0	3	-
11	MAT3040	Discrete Mathematics	3	0	0	3	-
Media Studies Basket							

Sl. No.	Course Code	Course Name	L	T	P	C	Anti-requisites
1	BAJ3006	Brand Management	3	0	0	3	-
2	BAJ3007	Communication for Social Impact	3	0	0	3	-
3	BAJ3035	Business Journalism	3	0	0	3	-
4	BAJ3017	Political Communication	3	0	0	3	-
5	BAJ3042	Media Literacy Education	3	0	0	3	-
Mechanical Basket							
1	MEC3250	Engineering Drawing	1	0	4	3	-
2	MEC3251	Supply Chain Management	3	0	0	3	-
3	MEC3252	Six Sigma for Professionals	3	0	0	3	-
4	MEC3253	Fundamentals of Aerospace Engineering	3	0	0	3	-
5	MEC3254	Safety Engineering	3	0	0	3	-
6	MEC3255	Additive Manufacturing	3	0	0	3	-
7	MEC3256	Sustainable Technologies and Practices	3	0	0	3	-
8	MEC3257	Industry 4.0	3	0	0	3	-
Petroleum Basket							
1	PET3301	Energy Industry Dynamics	3	0	0	3	-
2	PET3302	Energy Sustainability Practices	3	0	0	3	-
Management Basket – I (One Course to be opted as part of HSMC Basket)							
1	MGTXXXX	Managerial Economics and Finance	3	0	0	3	-
2	MGT2004	Development of Enterprises	3	0	0	3	-
3	MGT2010	Managing People and Performance	3	0	0	3	-
4	MGT2020	Marketing for Engineers	3	0	0	3	-

21. List of MOOC (NPTEL) Courses

21.1 NPTEL - Discipline Elective Courses for B. Tech. (Electronics and Communication Engineering)

Sl. No.	Course ID	Course Name	Duration
1	noc25-cs22	Deep Learning for Natural Language Processing	12 Weeks
2	noc25-ee13	Computer Vision And Image Processing - Fundamentals And Applications	12 Weeks
3	noc25-ee25	Digital VLSI Testing	12 Weeks
4	noc25-ee31	Embedded Sensing, Actuation and Interfacing Systems	12 Weeks
5	noc25-ee58	Optical Fiber Sensors	12 Weeks
6	noc25-ee62	Physics of Nanoscale Devices	12 Weeks
7	noc25-ee73	RF Transceiver Design	12 Weeks
8	noc25-ee79	Smart Grid: Basics to Advanced Technologies	12 Weeks
9	noc25-ee83	VLSI Physical Design with Timing Analysis	12 Weeks

10	noc25-ee75	Semiconductor Devices for Next Generation Field Effect Transistors (More than Moore): A Physics Perspective	12 Weeks
----	------------	---	----------

21.2 NPTEL - Open Elective Courses for B. Tech. (Electronics and Communication Engineering)

Sl. No.	Course ID	Course Name	Duration
1	noc25-cs04	Affective Computing	12 Weeks
2	noc25-cs08	Blockchain and its Applications	12 Weeks
3	noc25-cs11	Cloud Computing	12 Weeks
4	noc25-cs32	Foundations of Cyber Physical Systems	12 Weeks
5	noc25-cs38	Human Computer Interaction (In English)	12 Weeks
6	noc25-cs51	Natural Language Processing	12 Weeks
7	noc25-cs45	Introduction to Large Language Models (LLMs)	12 Weeks
8	noc25-cs02	Advanced Computer Networks	12 Weeks
9	noc25-cs70	Theory of Computation	12 Weeks

22. Recommended Semester Wise Course Structure / Flow including the Programme / Discipline Elective Paths / Options

Semester 1 (Chemistry Cycle)										
S. NO.	COURSE CODE	COURSE NAME	CREDIT STRUCTURE						TYPE OF SKILL	COURSE ADDRESSES TO
			L	T	P	C	CONTACT HOURS	BASKET		
1	MAT2301	Calculus and Differential Equations	3	1	0	4	4	BSC		
2	CIV1200	Foundations of Integrated Engineering	2	0	0	2	2	ESC		
3	EEE1200	Basics of Electrical and Electronics Engineering	3	0	0	3	3	ESC		
4	EEE1250	Basics of Electrical and Electronics Engineering Lab	0	0	2	1	2	ESC		
5	CHE2503	Applied Chemistry for Engineers	3	0	0	3	3	BSC		
6	CHE2504	Applied Chemistry for Engineers Lab	0	0	2	1	2	BSC		
7	CSE1500	Computational Thinking using Python	2	0	2	3	4	ESC		

8	ENG1900	English for Technical Communication	2	0	0	2	2	HSMC		
9	LAW7601	Indian Constitution	0	0	0	0	0	MAC		
10	PPS1025	Industry Readiness Program – I	0	0	2	0	2	MAC		
		TOTAL				19	24	-	-	-

Semester 2 (Physics Cycle)										
S. NO.	COURSE CODE	COURSE NAME	CREDIT STRUCTURE				CONTACT HOURS	BASKET	TYPE OF SKILL	COURSE ADDRESSES TO
			L	T	P	C				
1	MAT2302	Transform Techniques, Partial Differential Equations and Complex Variables	3	1	0	4	4	BSC		
2	MEC1006	Engineering Graphics	2	0	0	2	2	ESC		
3	PHY2502	Advanced Materials and Quantum Physics for Engineers	3	0	0	3	3	BSC		
4	PHY2505	Advanced Materials and Quantum Physics for Engineers Lab	0	0	2	1	2	BSC		
5	ECE2021	Digital Electronics	3	0	0	3	3	PCC		
6	ECE2051	Digital Electronics Lab	0	0	2	1	2	PCC		
7	DES1146	Introduction to Design Thinking	1	0	0	1	1	HSMC		
8	ENG2501	Advanced English	2	0	0	2	2	HSMC		
9	ECE1511	Design Workshop	1	0	2	2	3	ESC		
10	CHE7601	Environmental Studies	2	0	0	0	2	MAC		
11	PPS1026	Industry Readiness Program – II	0	0	2	0	2	MAC		
		TOTAL				19	26			

Semester 3										
S. NO.	COURSE CODE	COURSE NAME	CREDIT STRUCTURE				CONTACT HOURS	BASKET	TYPE OF SKILL	COURSE ADDRESSES TO
			L	T	P	C				
1	MAT2503	Linear Algebra and Vector Calculus	3	1	0	4	4	BSC		
2	EEE2500	Network Theory	3	1	0	4	4	PCC		
3	ECE2020	Signals and Systems	3	0	0	3	3	PCC		
4	FIN1002	Essentials of Finance	3	0	0	3	3	HSMC		
5	CSE2280	C Programming and Data Structures	3	0	0	3	3	ESC		
6	ECE2550	Signals and Systems Lab	0	0	2	1	2	PCC		
7	ECE2502	Analog Communication	3	0	0	3	3	PCC		

8	ECE2552	Analog Communication Lab	0	0	2	1	2	PCC		
9	CSE2281	C Programming and Data Structures Lab	0	0	2	1	2	ESC		
10	CIV7601	Universal Human Values and Ethics	0	0	0	0	0	MAC		
11	APT4002	Introduction to Aptitude	0	0	0	0	0	MAC		
		TOTAL				23	28			

Semester 4										
S. NO.	COURSE CODE	COURSE NAME	CREDIT STRUCTURE				CONTACT HOURS	BASKET	TYPE OF SKILL	COURSE ADDRESSES TO
			L	T	P	C				
1	MAT2504	Numerical Methods, Probability Distributions and Sampling Techniques	3	1	0	4	4	BSC		
2	EEE2502	Electromagnetic Field Theory	3	1	0	4	4	PCC		
3	ECE2520	Digital Signal Processing	3	0	0	3	3	PCC		
4	ECE2570	Digital Signal Processing Lab	0	0	2	1	2	PCC		
5	EEE2504	Control Systems	3	0	0	3	3	PCC		
6	ECE2521	Embedded Systems Design using Microcontrollers	4	0	0	4	4	PCC		
7	ECE2571	Embedded Systems Design using Microcontrollers Lab	0	0	2	1	2	PCC		
8	ECE2501	Linear Integrated Circuits	3	0	0	3	3	PCC		
9	ECE2551	Linear Integrated Circuits Lab	0	0	2	1	2	PCC		
10	APT4004	Aptitude Training - Intermediate	0	0	0	0	0	MAC		
		TOTAL				24	29			

Semester 5										
S. NO.	COURSE CODE	COURSE NAME	CREDIT STRUCTURE				CONTACT HOURS	BASKET	TYPE OF SKILL	COURSE ADDRESSES TO
			L	T	P	C				
1	ECE2503	Digital Communication	3	0	0	3	3	PCC		
2	ECE2553	Digital Communication Lab	0	0	2	1	2	PCC		
3	CSE2257	Computer Organization and Architecture	3	0	0	3	3	PCC		
4	ECE2522	CMOS VLSI Design	3	0	0	3	3	PCC		
5	ECE2572	CMOS VLSI Design Lab	0	0	2	1	2	PCC		
6	CSE1700	Essentials of AI	3	0	0	3	3	ESC		

7	ECEXXXX	Professional Elective - I	3	0	0	3	3	PEC		
8	ECEXXXX	Professional Elective - II	3	0	0	3	3	PEC		
9	CSE1701	Essentials of AI Lab	0	0	4	2	4	ESC		
10	APT4006	Logical and Critical Thinking	0	0	2	0	2	MAC		
		TOTAL				22	28			

Semester 6										
S. NO.	COURSE CODE	COURSE NAME	CREDIT STRUCTURE				CONTACT HOURS	BASKET	TYPE OF SKILL	COURSE ADDRESSES TO
			L	T	P	C				
1	ECE2527	Mobile Communication	3	0	0	3	3	PCC		
2	ECE2523	Digital VLSI Design	3	0	0	3	3	PCC		
3	ECE2505	Transmission Lines and Waveguides	3	0	0	3	3	PCC		
4	ECEXXXX	Professional Elective - III	3	0	0	3	3	PEC		
5	ECEXXXX	Professional Elective - IV	3	0	0	3	3	PEC		
6	XXXXXXX	Open Elective - I	3	0	0	3	3	OEC		
7	ECE2573	Digital VLSI Design Lab	0	0	2	1	2	PCC		
8	ECE7100	Minor Project	-	-	-	4	-	PRW		
9	APT4005	Aptitude for Employability	0	0	2	0	2	MAC		
		TOTAL				24	22			

Semester 7										
S. NO.	COURSE CODE	COURSE NAME	CREDIT STRUCTURE				CONTACT HOURS	BASKET	TYPE OF SKILL	COURSE ADDRESSES TO
			L	T	P	C				
1	ECE2504	Microwave Antenna and Wave Propagation	3	0	0	3	3	PCC		
2	ECE2524	Data Communication and Networking	3	0	0	3	3	PCC		
3	ECEXXXX	Professional Elective - V	3	0	0	3	3	PEC		
4	ECEXXXX	Professional Elective - VI	3	0	0	3	3	PEC		
5	ECE2554	Microwave Antenna and Wave Propagation Lab	0	0	2	1	2	PCC		
6	XXXXXXX	Open Elective - II	3	0	0	3	3	OEC		
7	ECE7000	Internship	-	-	-	2	-	PRW		

8	PPS3018	Preparedness for Interview	0	0	2	1	2	HSMC		
		TOTAL				19	19			

Semester 8										
S. NO.	COURSE CODE	COURSE NAME	CREDIT STRUCTURE				CONTACT HOURS	BASKET	TYPE OF SKILL	COURSE ADDRESSES TO
			L	T	P	C				
1	ECE7300	Capstone Project	-	-	-	10	-	PRW	EM	
		TOTAL				10	-			

23. Course Catalogue

Course Catalogue of all Courses Listed including the Courses Offered by other School / Department and Discipline / Programme Electives – Course Code, Course Name, Prerequisite, Anti-requisite, Course Description, Course Outcome, Course Content (with Blooms Level, CO, No. of Contact Hours), Reference Resources.

HSMC Basket

Course code: ENG1900	Course Title: English for Technical Communication School core and Theory Only	L- T- P- C	2	0	0	2
Version No.	1.0					
Course Pre-requisites	+2 Level					
Anti-requisites	NIL					

Course Description	This course enhances the technical communication skills of BTech students, focusing on clarity, precision, and conciseness in academic and professional settings. Students will learn to differentiate between general and technical communication, analyze technical content, develop structured writing skills, and deliver effective presentations. Through interactive activities such as TED Talk analyses, report writing, and presentation practice, the course provides hands-on experience for real-world applications. By the end, students will be equipped to communicate complex technical information effectively in various professional contexts.			
Course Outcomes	On successful completion of the course the students shall be able to: <div><div>1. Differentiate between general and technical communication.</div><div>2. Explain key reading comprehension techniques to enhance understanding of technical texts.</div><div>3. Write clear, concise, and well-structured technical reports and documents.</div><div>4. Deliver technical presentations and implement peer feedback for continuous improvement.</div><div>5. Explain ethical practices in digital communication for professional use.</div></div>			
Course Content: Theory				
Module 1	Technical communication	Quiz	Listening	9 Hours
Introduction to Communication, Technical vs. General Communication, Characteristics of technical communication, Importance of clarity, precision, and objectivity Activity: Watching TED Talks/videos to identify differences in technical and general vocabulary				
Module 2	Technical Reading	Assignment	Reading	12 Hours
Reading Comprehension, Note making & Note taking, Content Analysis Activity: Reading technical articles and answering comprehension questions Note making techniques				
Module 3	Technical Writing	Assignment	Writing	12hours
Paragraph Writing, Structure of a paragraph (topic sentence, supporting details, coherence) Report Writing, Structure of technical and project reports (Introduction, Methods, Results, Discussion) Activity: Writing a structured paragraph on a technical topic Writing project reports				
Module 4	Professional Presentation	Presentation	Speaking	12Hours
Introduction to Presentation Skills, Preparing a Presentation, Structuring content (Introduction, Body, Conclusion), Designing effective slides (Text. visual aids, readability, and impact) Delivering a Presentation, Engagement techniques, Storytelling, narration, pitching ideas handling Q&A Conviction, commitment, generating interest through enthusiasm Demonstration & Practice:-Giving presentations on topics based on their academic interest , Evaluating and providing peer feedback Activity: Analyze a real-world engineering issue and present solutions using a structured approach.				
Targeted Application & Tools that can be used: YouTube, Instagram, Quill Bot, Grammarly, & Padlet.				
References: Text books: <div><div>1. Gupta, R.C. <i>Technical Communication</i>. 2nd ed., Cambridge University Press, 2021.</div><div>2. Lannon, John M., and Laura J. Gurak. <i>Technical Communication</i>. 15th ed., Pearson, 2022.</div></div>				

Reference Books:

1. Gerson, Sharon J., and Steven M. Gerson. Technical Communication: Process and Product. 9th ed., Pearson, 2020.
2. Lannon, John M., and Laura J. Gurak. Technical Communication. 15th ed., Pearson, 2022.
3. Markel, Mike, and Stuart A. Selber. Technical Communication. 13th ed., Bedford/St. Martin's, 2020.

Web Resources:

1. https://owl.purdue.edu/owl/subject_specific_writing/technical_writing.
2. <https://journals.ieeeauthorcenter.ieee.org/>.
3. <https://www.stc.org/>.
4. <https://ocw.mit.edu/>.<https://www.ted.com/talks>.

Topics Relevant to "employability": Teamwork and Collaboration, Critical Thinking and Problem-Solving

Topics Relevant to "Human Values and Professional Ethics": Critical reasoning, Inclusivity and Fairness

Catalogue prepared by	Dr. Vinodhini Chinnaswamy & Dr. T. Naresh Naidu
Recommended by the Board of Studies on	
Date of Approval by the Academic Council	

Course Code: PPS 018	Course Title: Preparedness for Interview Type of Course: Practical Only Course	L- T- P- C	0	0	2	1
Version No.		1.0				
Course Pre-requisites		Students are expected to understand Basic English. Students should have desire and enthusiasm to involve, participate and learn.				
Anti-requisites		NIL				

Course Description		This course is designed to enable students to understand soft skills concepts to be corporate ready. The modules are set to improve self-confidence, communicate effectively and Prepare for the Interview to assist in employability. It helps the students to get a glimpse of the acceptable corporate readiness and equip them with the fundamental necessities of being able to confidently deal with the highly competitive corporate environment and helps in crafting different types of resumes. The pedagogy used will be group discussions, flipped classrooms, continuous feedback, role-play and mentoring.		
Course Objective		The objective of the course is to familiarize the learners with the concepts of "Preparing for Interview" and attain SKILL DEVELOPMENT through PARTICIPATIVE LEARNING techniques.		
Course Out Comes		On successful completion of this course the students shall be able to: CO1: Develop professional Resumes CO2: Illustrate Resumes effectively CO3: Apply skills and knowledge learnt for active and effective Group Discussions and Interview		
Course Content:				
Module 1	Resume Building	Classroom activity		10 Hours
	Topics: Resume structure, use of templates, Do's and Don'ts, ATS methods, Cover Letter and Video Resume Activity: Real world scenarios			

Module 2	Group Discussion	Mock G D		9 Hours
	Topics: -Group discussion as a placement process, GD techniques like Keyword. SPELT & POV of affected parties. Do & Don't of GD, Case-lets and topics for GD, practice session and evaluation Activity:- Real world scenarios			
Module 3	Personal Interview	Grooming checks + Evaluation + Mock Interview+ Role Play		9 Hours
	Topics: Placement process, Different interview rounds, HR interviews, Interview questions and desired answers, Different types of interviews, Do's and Don'ts. Activity: - Role Play & Real-world scenario			

Module 4	Recap/Revision /Feedback Session	Practice sessions		2 Hours
	Targeted Application & Tools that can be used: <ol style="list-style-type: none"> 1. TED Talks 2. You Tube Links 3. Role Play activities 			
	Project work/Assignment: Mention the Type of Project /Assignment proposed for this course			
	Continuous Individual Assessment			
	The Topics related to Skill Development: Art Of Presentation and Group Discussion for Skill Development through Participative Learning Techniques. This is attained through assessment Component mentioned in course handout.			
Catalogue prepared by		Faculty of L&D		
Recommended by the Board of Studies on		BOS held on		
Date of Approval by the Academic Council		Academic Council Meeting held on		

Course Code: APT4005	Course Title: Aptitude For Employability Type of Course: Practical Only	L- T-P- C	0	0	2	1
Version No.		1.0				
Course Pre-requisites		Students should have the basic concepts of Quantitative aptitude, Verbal ability along with its applications in real life problems.				
Anti-requisites		Nil				
Course Description		This course is designed to enable the students to enhance their skills in quantitative aptitude and verbal ability skills.				

Course Objective		The objective of the course is to familiarize the learners with concepts in Quantitative Aptitude and Verbal ability through problem solving techniques suitable for their career development.				
Course Outcomes		On successful completion of the course the students shall be able to: CO1] Recall all the basic mathematical concepts CO2] Identify the principle concept needed in a question CO3] Solve the quantitative and logical ability questions with the appropriate concept.				
Course Content:						
Module 1		Quantitative Ability	Lab-10hrs		Platform Assessment-10hrs	20 Hours
	Topics: Number System, Percentage, Ratio and Proportion, Average, Mixture and Allegation, Time and Work, Profit and Loss, Time Speed and Distance, Simple Interest and Compound Interest, Probability, Permutation and Combination.					
Module 2		Verbal Ability	Lab-5hrs		Platform Assessment-5hrs	10 Hours
	Topics: - Parts of Speech, Subject Verb Agreement, Spotting Error, Cloze Test, Verbal Analogies, Reading Comprehension, Idioms & Phrases, Para Jumbles					
	Targeted Application & Tools that can be used: Application area: Placement activities and Competitive examinations. Tools: LMS					
Evaluation	Continuous Evaluation <ul style="list-style-type: none">• Topic wise evaluation					
	Text Book <ul style="list-style-type: none">1. Fast track objective by Rajesh Verma2. R S Aggarwal3. S.P Bakshi					
References <ul style="list-style-type: none">1. www.indiabix.com2. www.testbook.com3. www.youtube.com/c/TheAptitudeGuy/videos						
Topics relevant to Skill development: Quantitative and reasoning aptitude for Skill Development through Problem solving Techniques. This is attained through assessment component mentioned in course handout.						
Catalogue prepared by		Faculty of L&D				
Recommended by the Board of Studies on						

Date of Approval by the Academic Council	
---	--

Course Code: FIN1002	Course Title: Essentials of Finance Type of Course: HSMC	L-T-P-C	3	0	0	3
Version No.	1.0					
Course Pre-requisites	This course is designed to be accessible to all students, regardless of their prior financial knowledge.					
Anti-requisites						
Course Description	This course is designed to equip students with a foundational understanding of key financial concepts and principles. It will enable them to comprehend the core functions of finance, delve into the intricacies of financial management within organizations, and gain insights into the fundamental aspects of taxation.					

	The course aims to develop students' abilities to interpret financial statements, evaluate investment opportunities, understand capital structure decisions, and navigate the basics of tax implications.			
Course Objective	Upon successful completion of this course, students will be able to: <ul style="list-style-type: none">• Understand the basic forms of business organization and their financial implications.• Understand the fundamental principles and concepts that influence financial decision-making in various contexts.• Analyse and interpret financial statements to assess the financial health and performance of an organization.• Identify income under various heads of income as per Income Tax Act, 1961 and determine the tax liability.			
Course Outcomes	List the course outcomes On successful completion of this course the students shall be able to: <ol style="list-style-type: none">1. Understand the basic concepts of finance and financial markets and organizations.2. Apply and interpret financial information for business decision making.3. Identify various heads of income and deduction under Income Tax Act, 1961.			
Course Content:				
Module 1	Introduction to Finance	Assignment/ Quiz	Numerical solving Task	10 Sessions
Definition and Scope of Finance, Areas of Finance: Corporate Finance, Investments, Financial Institutions, International Finance; Types of Financial Markets: Money Markets vs. Capital Markets, Primary vs. Secondary Markets; Forms of Business Organization and Financial Goals: Shareholder Wealth Maximization vs. Profit Maximization; Understanding Financial Statements: Balance Sheet and Income Statement- Simple Numerical.				
Module 2	Financial Management	Assignment/ Quiz	Numerical solving Task	18 Sessions
Capital Budgeting Decisions: Payback Period, Net Present Value (NPV), Profitability Index (PI), Internal Rate of Return (IRR); Leverage- Basic Numerical; Capital Structure Decisions: Optimal Capital Structure, Trade-off Theory of Capital Structure; Cost of Capital: Equity, Debt, WACC; Dividend Policy: Factors influencing Dividend Policy.				
Module 3	Taxation	Assignment/ Quiz	Numerical solving Task	17 Sessions
Principles of a Good Tax System: Equity, Certainty, Convenience, Economy; Direct vs. Indirect Taxes; Residential Status of an Individual- Basic Problems; Heads of Income; Salary, House Property- Basic Numerical; Deductions under Chapter VI-A; Computation of Taxable Income and Tax Liability; E-Filing procedure.				
Targeted Application & Tools that can be used: Textbooks, PPT, Spreadsheet Software (e.g., Microsoft Excel), Official Website of Income Tax Department.				
Project Work/ Assignment:				
<ol style="list-style-type: none">1. Presentation: There will be a group presentation, where the students will be given a topic. They will have to explain/demonstrate the working and discuss the applications for the same.2. Case Study: - At the end of the course students will be given a 'real-world' cases like business models of successful companies or tax evasion by reputed companies on which they have to come up with detailed analysis and assessment.				
Text Book(s): <ol style="list-style-type: none">1. Dr. Vinod K. Singhania & Dr. Monica Singhania. (Latest Assessment Year Edition). <i>Students' Guide to Income Tax including GST</i>. Taxmann Publications.2. Pandey, I. M. (2025). <i>Financial Management</i>. Vikas Publishing House.				
Reference Book (s): <ol style="list-style-type: none">1. Bhole, L.M., & Mahakud, J. (Current Edition). <i>Financial Institutions and Markets: Structure, Growth and Innovations</i>. McGraw Hill Education India.2. Mehrotra, H.C., & Goyal, S.P. (Latest Assessment Year Edition). <i>Income Tax Law & Practice</i>. Sahitya Bhawan Publications.3. Gordon, E., & Natarajan, K. (Current Edition). <i>Financial Markets and Services</i>. Himalaya Publishing House.				
Online Resources (e-books, notes, ppts, video lectures etc.):				

1. https://presidencyuniversity.linways.com 2. https://onlinecourses.nptel.ac.in/noc24_ec01/preview 3. https://www.incometax.gov.in/iec/foportal/	
Topics relevant to "SKILL DEVELOPMENT": This course is designed to provide practical financial skills through participative learning techniques. Students will engage in performing suitable calculations to determine financial parameters (e.g., time value of money, investment returns, tax liabilities) and analysing financial statements to assess organizational performance and make informed decisions.	
Catalogue prepared by	Dr. Amit Saha
Recommended by the Board of Studies on	BoS No: 6 th BOS, 5 June 2025
Date of Approval by the Academic Council	26 th Academic Council Meeting held on June 2025

BSC Basket

Course Code: MAT2301	Course Title: Calculus and Differential Equations Type of Course:1] School Core	L-T- P- C	3	1	0	4
Version No.		1.0				
Course Pre-requisites		Basic Concepts of Limits, Differentiation, Integration (PU level)				

Anti-requisites		NIL
Course Description		Calculus and differential equations are used ubiquitously throughout mathematics, statistics and operations research. In this course, students can be able to build upon the foundations of calculus established to greatly enhance their repertoire of theory and practice in these areas. The application of calculus and differential equations in the description and modelling of real-world problems will also be considered. This unit will extend the problem-solving skills, range of knowledge and use of techniques in differential and integral calculus. The course focuses on the concepts of Calculus and Differential Equations with reference to specific engineering problems. The course is of both conceptual and analytical type in nature.
Course Objective		The goal of the course Calculus and Differential Equations is to facilitate the students with a concrete foundation of differential calculus and to solve the first and higher-order ordinary differential equations enabling them to acquire the knowledge of these mathematical tools.
Course Out Comes		On successful completion of the course the students shall be able to: <ol style="list-style-type: none"> 1) Apply the knowledge of differential calculus to solve problems related to ordinary and partial derivatives. 2) Apply the principles of integral calculus to evaluate integrals. 3) Learn the notion of partial differentiation to calculate rate of change of multivariate functions and solve problems related to composite functions and Jacobian. 4) Solve first-order linear/nonlinear ordinary differential equations analytically using standard methods.
Course Content:		
Module 1	Calculus	(14 lectures)
Introduction, Application, Limit, continuity, Rolle's theorem, Mean value theorems, Indeterminate forms and L'Hospital's rule; Definite and indefinite integrals, Reduction formulae (without proof) of $\int \sin^n x \, dx$, $\int \cos^n x \, dx$ and $\int \sin^m x \cos^n x \, dx$ (m and n are positive integers), evaluation of these integral with standard limits (0 to $\frac{\pi}{2}$), Beta and Gamma functions and their properties.		
Module 2	Multivariable Calculus	Assignment (8 lectures)
Partial derivatives, total derivative, Taylor's and Maclaurin (self-study) theorems, Euler's Theorem, Jacobians, Maxima, minima and saddle points; Method of Lagrange multipliers (self-study);		
Module 3	Multiple integrals	(10 lectures)
Double integrals (Cartesian), change of order of integration in double integrals, Change of variables (Cartesian to polar), Triple integrals (Cartesian); Applications: areas, volume -Center of mass and Gravity (constant and variable densities), orthogonal curvilinear coordinates, Simple applications involving cubes, sphere and rectangular parallelepipeds (self study);		
Module 4	Differential Equations	Assignment (14 lectures)
Introduction, types of differential equation-variable separable (self study), Homogeneous, Exact, linear, Bernoulli's equations, Equations not of first degree: equations solvable for p, equations solvable for y, equations solvable for x and Clairaut's type; Linear differential equations of second and higher order with constant coefficients - non-homogeneous term of the type $Q(x) = e^{ax}$, $\sin ax$, $\cos ax$, $e^{ax}v(x)$ - Method of variation of parameters.		
Targeted Application & Tools that can be used: Differential calculus is used extensively in science and engineering. It can solve problems related to motion, velocity, acceleration, angles of incline or curve on a surface, etc. Differential Equations are used to model the behavior of electromagnetic fields, including in the design of antennas, microwave ovens, and other devices. Biology: DEs are used to model biological processes, such as the spread of diseases and the development of biological tissues.		

Tools Used: Python.		
Assignment:		
Select any one simple differential equation pertaining to the respective branch of engineering, identify the dependent and independent variable – Obtain the solution and compare the solution sets by varying the values of the dependent variable.		
Text Book		
<ol style="list-style-type: none"> 1. Erwin Kreyzig (2015), Advanced Engineering Mathematics, John Wiley and sons, Inc.10th Edition 2. B. S. Grewal (2017), Higher Engineering Mathematics by, 44th Edition, Khanna Publishers. 		
References:		
<ol style="list-style-type: none"> 1. Victor Henner, Tatyana Belozerovala, Mickhail Khenner, Ordinary and Partial Differential Equations, CRC Press, Edition, 2013. 2. Walter Ledermann, Multiple integrals, Springer, 1st edition 3. G.B. Thomas and R.L. Finney, Calculus and Analytic geometry, 9th Edition, Pearson, Reprint, 2002. 4. Veerarajan T., Engineering Mathematics for first year, Tata McGraw-Hill, New Delhi, 2008. 		
E-resources/ Web links:		
<ol style="list-style-type: none"> 1. https://presiuniv.knimbus.com/user#/viewDetail?searchResultType=ECATALOGUE_BASED&unique_id=EBSCO95_30102024_103205 2. https://presiuniv.knimbus.com/user#/viewDetail?searchResultType=ECATALOGUE_BASED&unique_id=EBSCO95_30102024_106839 3. https://presiuniv.knimbus.com/user#/viewDetail?searchResultType=ECATALOGUE_BASED&unique_id=EBSCO95_30102024_61605 4. https://presiuniv.knimbus.com/user#/viewDetail?searchResultType=ECATALOGUE_BASED&unique_id=EBSCO95_30102024_134719 5. https://www.math.hkust.edu.hk/~maqian/ma006_0607F.html 		
Topics relevant to SKILL DEVELOPMENT: The course focuses on the concepts of calculus and differential equation with reference to specific engineering problems. The course is of both conceptual and analytical type in nature through Problem solving. This is attained through the assessment component mentioned in course handout.		
Catalogue prepared by		Dr. Jagan K& Dr. Meenakshi
Recommended by the Board of Studies on		14 th BOS – Friday, 6 th June 2025
Date of Approval by the Academic Council		

Course Code: MAT2302	Course Title: Transform Techniques, Partial Differential Equations and Complex Variables Type of Course:1] School Core	L-T- P- C	3	1	0	4
-------------------------	---	--------------	---	---	---	---

Version No.		1.0	
Course Pre-requisites		MAT2301 & MAT2302	
Anti-requisites		NIL	
Course Description		This course aims to introduce various transform techniques such as Laplace transform, Fourier transform and Z-transform in addition to expressing functions in terms of Fourier series. The course covers applications of Laplace transform to LCR circuits and solutions of different equations using Z-transform. The course also deals with the analytical methods for solving partial differential equations and the classical applications of partial differential equations. Complex variables studies function where both the independent and dependent variables are complex numbers, exploring concepts like differentiation, integration, power series, contour integration, and singularities within the complex plane.	
Course Objective		The objective of the course is to familiarize the learners with the concepts of "Transform Techniques, Partial Differential Equations and Complex Variables" and attain Skill Development through Problem Solving Techniques.	
Course Out Comes		On successful completion of the course the students shall be able to: CO1 - Express functions in terms of uniformly convergent Fourier series. CO2 - Apply Laplace transform technique to solve differential equations. CO3 - Employ Z-transform techniques to solve difference equations. CO4 - Solve a variety of partial differential equations analytically.	
Course Content:			
Module 1	Laplace Transforms		(8 Classes)
Definition and Laplace transforms of elementary functions. Properties of Laplace transform, and Laplace transform of periodic function, unit-step function and Impulse function – related problems. Inverse Laplace transform of standard functions - problems, initial and final value theorem. Convolution theorem, solution of linear and simultaneous differential equations and LCR Circuit.			
Module 2	Fourier Series		(6 Classes)
Fourier Series: Periodic functions, Dirichlet's condition. Fourier series of periodic functions period 2π and arbitrary period. Half range Fourier series. Practical harmonic analysis.			
Module 3	Fourier Transforms and Z - Transforms	Assignment	(9 Classes)
Fourier Transforms: Definitions, infinite Fourier transforms, Fourier sine and cosine transforms, inverse Fourier transforms, Problems. Difference equations and Z-transforms: Z-transforms – Basic definitions, Standard Z-transforms, Linearity property, Damping rule, Shifting rule, Initial value theorem, Final value theorem, Inverse Z-transforms. Difference equations – Basic definitions, Application of Z-transforms to solve difference equations.			
Module 4	Partial Differential Equations		(9 Classes)
Formation of PDE, Solution of non-homogeneous PDE by direct integration, Solution of homogeneous PDE involving derivative with respect to one independent variable only (Both types with given set of conditions) Method of separation of variables. (First and second order equations) Solution of Lagrange's linear PDE. of the type $Pp + Qq = R$. Applications of PDE: Derivation of one-dimensional wave and heat equations. Various possible solutions of these by the method of separation of variables. D'Alembert's solution of wave equation. Two-dimensional Laplace's equation – various possible solutions. Solution of all these equations with specified boundary conditions (Boundary value problems).			
Module 5	Complex Variables	Assignment	(12 Classes)

<p>Introduction, Cauchy-Riemann equations, analytic functions, harmonic functions, finding harmonic conjugate; Conformal mappings.</p> <p>Complex Integration: Contour integrals, Cauchy-Goursat theorem (without proof), Cauchy Integral formula (without proof), Liouville's theorem and Maximum-Modulus theorem (without proof); Taylor's series, zeros of analytic functions, singularities, Laurent's series; Residues, Cauchy Residue theorem (without proof).</p>		
<p>Targeted Application & Tools that can be used:</p> <p>The objective of the course is to familiarize students with a variety of numerical techniques and the theoretical concepts of probability and statistics to equip them with the necessary numerical approaches and basic statistical tools to tackle engineering and real-life problems.</p>		
<p>Assignment:</p>		
<p>Newton-Raphson Methods, Gauss-Seidel Method, LU Decomposition, Trapezoidal Rule, Simpson's rule, Runge-Kutta 4th Order.</p>		
<p>Text Book</p> <ol style="list-style-type: none"> 1. Erwin Kreyzig, Advanced Engineering Mathematics, John Wiley and sons, Inc.10th Edition 2. B. S. Grewal (2017), Higher Engineering Mathematics by, 44th Edition, Khanna Publishers. 		
<p>References:</p> <ol style="list-style-type: none"> 1. Victor Henner, Tatyana Belozerovala, Mickhail Khenner, Ordinary and Partial Differential Equations, CRC Press, Edition, 2013. 2. M.K. Jain, S.R.K. Iyengar and R.K. Jain, Numerical Methods for Scientific and Engineering, Computations, 6th Edition, New age Publishing House, 2015. 3. Walter Ledermann, Multiple integrals, Springer, 1st edition. 4. C. Ray Wylie and Louis C Barrett, "Advanced Engineering Mathematics", 6th Ed, McGraw-Hill, 2012. 		
<p>E-resources/ Web links:</p> <p>https://presiuniv.knimbus.com/user#/viewDetail?searchResultType=ECATALOGUE_BASED&unique_id=EBSCO95_30102024_140238</p> <p>https://presiuniv.knimbus.com/user#/viewDetail?searchResultType=ECATALOGUE_BASED&unique_id=EBSCO95_30102024_233298</p> <p>https://presiuniv.knimbus.com/user#/viewDetail?searchResultType=ECATALOGUE_BASED&unique_id=EBSCO95_30102024_204892</p> <p>https://presiuniv.knimbus.com/user#/viewDetail?searchResultType=ECATALOGUE_BASED&unique_id=EBSCO95_30102024_246791</p> <p>https://presiuniv.knimbus.com/user#/viewDetail?searchResultType=ECATALOGUE_BASED&unique_id=EBSCO95_30102024_223548</p> <p>https://presiuniv.knimbus.com/user#/viewDetail?searchResultType=ECATALOGUE_BASED&unique_id=EBSCO95_30102024_134719</p> <p>https://presiuniv.knimbus.com/user#/viewDetail?searchResultType=ECATALOGUE_BASED&unique_id=EBSCO95_30102024_32614</p> <p>https://www.math.hkust.edu.hk/~maqian/ma006_0607F.html</p> <p>https://www.scu.edu.au/study-at-scu/units/math1005/2022/</p>		
<p>Topics relevant to SKILL DEVELOPMENT: This course aims to introduce various transform techniques such as Laplace transform, Fourier transform, and Z transform in addition to expressing functions in terms of Fourier series. The course covers applications of Laplace transform to LCR circuits and solution of difference equations using z-transform. The course also deals with the analytical methods for solving partial differential equations and the classical applications of partial differential equations. Overall, this course provides the knowledge of transform techniques and partial differential equations for Skill Development through Problem Solving methodologies. This is attained through assessment component.</p>		
Catalogue prepared by		Dr. Veeresh Sajjanar
Recommended by the Board of Studies on		14 th BOS held on 06/06/2025
Date of Approval by the Academic Council		

Course Code: MAT2303	Course Title: Linear Algebra & Vector Calculus Type of Course:1] School Core	L-T- P- C	3	1	0	4
Version No.		1.0				
Course Pre-requisites		MAT2301				
Anti-requisites		NIL				

Course Description		This course explores the fundamental concepts of vectors, matrices, and their operations within the context of calculus, including vector differentiation and integration, while applying these tools to solve problems related to linear systems, transformations, and geometric interpretations in higher dimensions, often with applications in fields like physics, engineering, and computer graphics; key topics include vector algebra, matrix operations, determinants, eigenvalues, eigenvectors, gradients, divergence, curl, line integrals, surface integrals, and the fundamental theorems of vector calculus like Green's Theorem, Stokes' Theorem, and the Divergence Theorem.		
Course Objective		The course is intended to develop computational proficiency involving procedures in Matrices, Linear Algebra and Vector Calculus which are useful to all engineering disciplines. This course is to equip students with the ability to understand and manipulate vectors in multidimensional space, apply matrix operations to solve systems of linear equations, and utilize concepts like gradients, divergence, and curl to analyze physical phenomena, all while developing a strong foundation for applying these tools in various scientific and engineering fields like physics, mechanics, and computer graphics.		
Course Out Comes		On successful completion of the course the students shall be able to: CO1 - Use matrix methods and certain techniques to solve the system of linear equations and to find eigen values, eigen vectors of a matrix to check whether it is diagonalizable. CO2 - Understand the abstract notions of vector space and dimensionality of it. CO3 - find the matrix representation of a linear transformation given bases of the relevant vector spaces. CO4 - Learn different notions of vector and scalar fields with their properties. Understanding the major theorems (Green's, Stokes', Gauss') and some applications of these theorems.		
Course Content:				
Module 1	Systems of Linear Equations			(6 Classes)
Systems of Linear Equations, Matrices and Elementary Row Operations, Echelon forms, Matrix operations, invertible matrices, Determinants and their properties, Cramer's Rule, LU-decomposition, Applications of Systems of Linear Equations.				
Module 2	Vector Space	Assignment		(9Classes)
Linear Combinations and Linear Independence, Vectors in $n R^n$, Linear Combinations, Linear Independence Vector Spaces, Definition of a Vector Space, Subspaces, Basis and Dimension, Coordinates and Change of Basis, Orthogonal bases and orthogonal projections.				
Module 3	Linear Transformations			(15 lectures)
Linear Transformations, Algebra of transformations, The Null Space and Range, Isomorphisms, Matrix Representation of Linear Transformations, Similarity Eigenvalues and Eigenvectors, Eigen values and Eigen vectors, Diagonalization. Inner Product Spaces, The Dot Product on R^n and Inner Product Spaces, Orthonormal Bases, Orthogonal Complements, Application: Least Squares Approximation, Diagonalization of Symmetric Matrices, Application: Quadratic Forms. Singular Value Decomposition: Singular values, computing singular value decomposition, and Introduction to principal component analysis.				
Module 4	Vector Calculus	Assignment		(15 lectures)
Vector & Scalar Functions and Fields, Derivatives, Curve, Arc length, Curvature & Torsion, Gradient of Scalar Field, Directional Derivative, Divergence of a Vector Field, Curl of a Vector Field, Physical interpretation, solenoidal and irrotational vector fields. Problems. Line Integrals, Path Independence of Line Integrals, Green's Theorem in the plane, Surface Integrals, Divergence Theorem of Gauss, Stokes's Theorem.				
Targeted Application & Tools that can be used:				
<ul style="list-style-type: none"> Solve systems of linear equations using various methods including Gaussian and Gauss Jordan elimination and inverse matrices. 				

<ul style="list-style-type: none"> • Perform matrix algebra, invertibility, and the transpose and understand vector algebra in \mathbb{R}^n. • Determine relationship between coefficient matrix invertibility and solutions to a system of linear equations and the inverse matrices. • Find eigenvalues and eigenvectors and use them in applications. • Find the dimension of spaces such as those associated with matrices and linear transformations. • Understand real vector spaces and subspaces and apply their properties. • Compute inner products in a real vector space and compute angle and orthogonality in inner product spaces. • Create orthogonal and orthonormal bases: Gram-Schmidt process and use bases and orthonormal bases to solve application problems. • Prove basic results in linear algebra using appropriate proof-writing techniques such as linear independence of vectors; properties of subspaces; linearity, injectivity and subjectivity of functions; and properties of eigenvectors and eigenvalues.
<p>Assignment:</p> <p>Preparation of power-point slides, which include videos, animations, pictures, graphics for better understanding the applications of Linear Algebra and Vector Calculus to engineering applications – The faculty will allocate chapters/ parts of chapters to groups of students so that the entire syllabus of Linear Algebra and Vector Calculus is covered.</p>
<p>Text Book</p> <ol style="list-style-type: none"> 1. Gilbert Strang, Linear Algebra and its applications, Wellesley-Cambridge Press,U.S.; 6th edition. 2. B. S. Grewal (2017), Higher Engineering Mathematics by, 44th Edition, Khanna Publishers.
<p>References:</p> <ol style="list-style-type: none"> 1. Introduction to Linear Algebra with Application, Jim DeFranza, Daniel Gagliardi, Tata McGraw-Hill 2. Elementary Linear Algebra, Applications version, Anton and Rorres, Wiley India Edition. 3. Advanced Engineering Mathematics, Erwin Kreysig, Wiley Publication. 4. Elementary Linear Algebra, Ron Larson, Cengage Learning . 5. Linear Algebra and its Applications, David C. Lay, Pearson Education. <p>E-resources/ Web links:</p> <ol style="list-style-type: none"> 1. https://presiuniv.knimbus.com/user#/viewDetail?searchResultType=ECATALOGUE_BASED&unique_id=EBSCO95_30102024_9607 2. https://presiuniv.knimbus.com/user#/viewDetail?searchResultType=ECATALOGUE_BASED&unique_id=EBSCO95_30102024_143156 3. https://presiuniv.knimbus.com/user#/viewDetail?searchResultType=ECATALOGUE_BASED&unique_id=CUSTOM_PACKAGE_EBSCO_29052023_270975 4. https://presiuniv.knimbus.com/user#/viewDetail?searchResultType=ECATALOGUE_BASED&unique_id=EBSCO95_30102024_94555 5. https://presiuniv.knimbus.com/user#/viewDetail?searchResultType=ECATALOGUE_BASED&unique_id=EBSCO95_30102024_243864 6. https://presiuniv.knimbus.com/user#/viewDetail?searchResultType=ECATALOGUE_BASED&unique_id=EBSCO95_30102024_224531 7. NPTEL Video Lectures Matrices and Linear Algebra: 8. https://nptel.ac.in/courses/111106051/ 9. NPTEL Video Lectures Differential Equations: 10. https://nptel.ac.in/courses/111106100/ 11. NPTEL Vector Calculus: 12. https://nptel.ac.in/courses/111/105/111105122/ 13. https://www.math.hkust.edu.hk/~maqian/ma006_0607F.html 14. https://www.scu.edu.au/study-at-scu/units/math1005/2022/
<p>Topics relevant to SKILL DEVELOPMENT: The course focuses on the concepts of Vector calculus and Linear Algebra with reference to specific engineering problems. The course is of both conceptual and analytical type in nature through Problem Solving. This is attained through the assessment component mentioned in the course handout.</p>

Catalogue prepared by		Dr. Shilpa N & Dr. Manikandan
Recommended by the Board of Studies on		14 th BOS held on 06/06/2025
Date of Approval by the Academic Council		

Course Code: MAT2304	Course Title: Numerical Methods, Probability Distributions and Sampling Techniques	L-T- P- C	3	1	0	4
-------------------------	--	--------------	---	---	---	---

	Type of Course:1] School Core						
Version No.		1.0					
Course Pre-requisites		MAT2301 & MAT2302					
Anti-requisites		NIL					
Course Description		The course provides students with a comprehensive understanding of how to use computational methods to solve mathematical problems, analyze data using probability distributions, and effectively select representative samples from a larger population through various sampling techniques, equipping them to tackle real-world problems in various fields like engineering, statistics, and data science.					
Course Objective		The objective of the course is to equip students with theoretical understanding and practical skills to solve complex real-world problems using numerical approximation techniques, analyze data through probability distributions, and effectively collect representative samples using appropriate sampling methods, often applied in scientific and engineering fields.					
Course Out Comes		On successful completion of the course the students shall be able to: CO1 - Demonstrate the applications of numerical methods to find the roots of polynomial equations and eigen values of real symmetric matrices. CO2 - Apply various numerical methods for solving linear Ordinary & Partial differential equations arising in engineering field CO3 - be able to compute conditional probabilities directly and using Bayes’ theorem, and check for independence of events. CO4 - be able to set up and work with discrete & continuous random variables; in particular, to understand the Bernoulli, binomial, geometric, Poisson distributions, uniform, normal, and exponential distributions. CO5 - be able to use specific significance tests, including z-test, t-test (one- and two-sample), and chi-squared test					
Course Content:							
Module 1	Solution of Linear Systems of Equation			(8 Classes)			
Introduction, LU decomposition method, Jacobi iteration method, Gauss-Seidel iteration method. Solution of Algebraic and Transcendental Equations: Bisection method, Regula-Falsi method, Newton-Raphson method, secant method, fixed point iteration method.							
Module 2	Numerical Interpolation, Differentiation and Integration		Assignment	(10 Classes)			
Newton’s method, Divided difference method, Lagrange’s method, Numerical differentiation, Numerical integration: Trapezoidal rule, Simpson’s one-third rule, Simpson’s three-eighth rule, Gaussian quadrature rule. Solution of ordinary differential equations: Taylor series method, modified Euler’s method, Runge-Kutta method for 4th order.							
Module 3	Curve Fitting & Statistical Methods			(7 Classes)			
Curve Fitting (Straight Line ($y = a + bx$), Parabola ($y = a + bx + cx^2$), Exponential Curves ($y = ae^{bx}$, $y = ab^x$ and $y = ax^b$), Correlation - Karl Pearson’s coefficient of correlation and rank correlation, Problems. Regression analysis - lines of regression, Problems.							
Module 4	Probability & Random Variables			(10 Classes)			
Probability of an Event, Addition Law, Multiplication Law, Conditional Probability, Bayes’s Theorem and Problems. Random Variables (discrete and continuous), Probability Mass/Density Functions, Mathematical Expectations, discrete probability distributions - Binomial distribution, Poisson distribution, Continuous uniform distribution - exponential distribution, normal distribution.							
Module 5	Sampling Distributions		Assignment	(10 Classes)			

Random sampling, sampling distributions, Standard Error, Type I & Type II errors, Testing of Hypothesis, Test of significance - Large sample test for single proportion, difference of proportions, single mean, difference of means, and difference of standard deviations, Test for single mean, difference of means and correlation coefficients, test for ratio of variances - Chi-square test for goodness of fit and independence of attributes.		
<p>Targeted Application & Tools that can be used:</p> <p>The objective of the course is to familiarize students with a variety of numerical techniques and the theoretical concepts of probability and statistics so as to equip them with the necessary numerical approaches and basic statistical tools to tackle engineering and real-life problems.</p>		
Assignment:		
Gauss-Jacobi iteration method, Numerical differentiation, Gaussian quadrature rule for numerical integration, Probability Sampling Methods, Non-probability Sampling methods, probability sampling		
<p>Text Book</p> <ol style="list-style-type: none"> 1. Ronald .E. Walpole, Raymond. H. Myers, Sharon. L Myers, and Keying E. Ye, "Probability and Statistics for Engineers and Scientists", Pearson Education, Delhi-9th edition, 2012. 2. B. S. Grewal (2017), Higher Engineering Mathematics by, 44th Edition, Khanna Publishers. 		
<p>References:</p> <ol style="list-style-type: none"> 1. Miller and Freund, Probability and Statistics for Engineers, Pearson Education Ltd. 2. Erwin Kreyzig, Advanced Engineering Mathematics, John Wiley and sons, Inc.10th Edition. 3. Douglas C. Montgomery & George Runger, Applied Statistics and Probability for Engineers, Wiley Publications. <p>E-resources/ Web links:</p> <ul style="list-style-type: none"> • https://presiuniv.knimbus.com/user#/viewDetail?searchResultType=ECATALOGUE_BASED&unique_id=EBSCO95_30102024_135224 • https://presiuniv.knimbus.com/user#/viewDetail?searchResultType=ECATALOGUE_BASED&unique_id=EBSCO95_30102024_141727 • https://presiuniv.knimbus.com/user#/viewDetail?searchResultType=ECATALOGUE_BASED&unique_id=EBSCO95_30102024_217628 • https://www.math.hkust.edu.hk/~maqian/ma006_0607F.html • https://www.scu.edu.au/study-at-scu/units/math1005/2022/ 		
<p>Topics relevant to SKILL DEVELOPMENT: The course focuses on the concepts of calculus and differential equation with reference to specific engineering problems. The course is of both conceptual and analytical type in nature through Problem solving. This is attained through the assessment component mentioned in course handout.</p>		
Catalogue prepared by		Dr. Nagendramma V.
Recommended by the Board of Studies on		14 th BOS held on 06/06/2025
Date of Approval by the Academic Council		

Course Code: PHY2502	Course Title: Advanced Materials and Quantum Physics for Engineers Type of Course: BSC	L-T-P-C	2	0	0	2
Version No.	1.0					
Course Pre-requisites	Class 11 and 12 physics					
Anti-requisites	NIL					
Course Description	The purpose of this course is to enable the students to understand the fundamentals, working and applications of optoelectronic devices and to develop the basic abilities to appreciate the applications of advanced microscopy and quantum computers. The course develops the critical thinking and analytical skills.					
Course Out Comes	On successful completion of the course the students shall be able to: CO1: To understand the concepts of electrical conducting properties of metal, semiconductor and superconductivity. CO2 To understand the principles of quantum mechanics. CO3: Discuss the quantum concepts used in quantum computers. CO4: Explain the applications of lasers and optical fibers in various technological fields.					
Course Objective	The objective of the course is to familiarize the learners with the concepts of " Applied Physics for Electrical and Electronics cluster"and to attain the basic knowledge related to semiconductors, superconductors and dielectrics.					
Course Content:						
Module 1	Fundamentals of Materials	Assignment	No. of Classes: 10			
Topics: Concept of energy bands, Charge carriers, Carrier concentration, Concept of Fermi level, Hall effect, Magnetic Materials, Superconductors:						
Module 2	Advanced devices and Applications	Assignment	No. of Classes: 07			
p-n junctions, Zener diode, Transistor characteristics, Optoelectronic devices: Solar cells, I-V characteristics and LEDs						
Module 3	Fundamentals of Quantum Mechanics	Term paper	. No. of classes: 06			
Topics: De-Broglie hypothesis, Matter waves, Properties, de-Broglie wavelength associated with an electron, Heisenberg's Uncertainty Principle, Wave function-properties and physical significance and normalization of wave function. Wave Function in Ket Notation: Matrix form of wave function						
Module 4	Lasers And Optical Fibers	Term paper	. No. of classes :07			

Interactions of radiations with matter, Characteristics of laser, conditions and requisites of laser, Modern day applications of laser. Principle of optical fibers, Numerical aperture and acceptance angle (Qualitative), Applications: Point to point communication with block diagram									
Targeted Application & Tools that can be used:									
Course Areas:	1. Areas of application are optoelectronics industry and solar panel technologies, quantum computing software, electronics devices using transistors and diodes, memory devices, endoscopy, SOUIDS in MRI. Advanced material characterizations using CSEM and STM.	2	1						
	2. Origin, excel and Mat lab soft wares for programming and data analysis.								
Version No.	1.0								
Project work/Assignment	Mention the Type of Project /Assignment proposed for this course								
Course Pre-	Class 11 and 12 physics								
Assessment	Assessment Type								
Anti-requisites	Midterm exam								
Course Description	<ul style="list-style-type: none">• Assignment (review of digital/ e-resource from PU link given in references section - mandatory to submit screen shot accessing digital resource.)• Quiz enhances the ability to use the concepts for technological applications. The laboratory tasks aim to develop following skills: An attitude of enquiry, confidence and ability to tackle new problems, ability to interpret events and results, observe and measure physical phenomena, select suitable equipment, instrument and materials, locate faults in systems.• End Term Exam• Self-Learning 1. Prepare a comprehensive report on non-conventional energy resources in Karnataka and their pros and cons.								
Course Out Comes	2. Write a report on importance of quantum entanglement in supercomputers. On successful completion of the course the students shall be able to: CO1: To understand the concepts of electrical conducting properties of metal, semiconductor and superconductivity.								
Text Book	1. Engineering Physics by Avadhanulu, Revised edition, S. Chand Publications, 2024. 2. Principles of Quantum Mechanics by R.Shankar, 2 nd edition, springer Publications, 2011. 3. Introduction to Quantum Mechanics, David J Griffiths, Cambridge University Press, 2019								
Course Objective	The objective of the course is to familiarize the learners with the concepts of "Applied Physics for Electrical and Electronics cluster" and attain Skill Development through Experiential Learning techniques								
References:	1. Elementary Solid state Physics: Principles and Applications by M.A. Omar, 1 st Edition, Pearson Publications, 2002.								
List of Laboratory Tasks	2. Optoelectronics: An Introduction by John Wilson and John Hawkes, 3 rd edition, Pearson Publications, 2017 Experiment No. 1: Experimental errors and uncertainty using excel 3. Engineering Physics by Gaur and Gupta, Dhanpat Rai Publications, 2012 Level 1: Calculation of accuracy and precision of a given data								
Topics relevant to "SKILL DEVELOPMENT"	Fundamentals of materials and devices and optical fibers.								
For Skill Development through Participative Learning Techniques This is attained through the Assignment/ Presentation as mentioned in the assessment component in course handout.									
Catalogue prepared by	Level 1: Determination of Wavelength of Laser. Naveen C S ,Dr. Sivasankar Reddy, , Dr. Mahabob Fasha, Level 2: Finding the particle size of lycopodium powder.								
Recommended by the Board of Studies on	3:11 th BOS conducted on 4 th July, 2024 To determine the proportionality of Hall Voltage, magnetic flux density and the polarity of charge carrier. Level 1: To determine the proportionality of Hall Voltage and magnetic flux density Level 2: To determine the polarity of Charge carrier.								
Date of Approval by the Academic Council	1 st Academic meeting held on _____								
Experiment No. 4:	To study the I-V characteristics of a given zener diode in forward and reverse bias conditions.								
Level 1: To study I –V characteristics of the given Zener diode in reverse bias and to determine break down voltage. Level 2: To study I –V characteristics of the given Zener diode in forward bias and to determine knee voltage and forward resistance.									

Experiment No. 5: To study input and output characteristics of a given Transistor.

Level 1: To determine the input resistance of a given transistor.

Level 2: To determine current transfer characteristics and transistor parameters of a given transistor.

Experiment No. 6: Determination of Fermi energy and Fermi temperature of a given metal and bimetallic wire.

Level 1: Determination of Fermi energy and Fermi temperature of given metal wire.

Level 2: Determination of Fermi energy and Fermi temperature of given bimetallic wire.

Experiment No. 7: To study the current vs voltage characteristics of CdS photo-resistor at constant irradiance and To measure the photo-current as a function of the irradiance at constant voltage.

Level 1 To study the current vs voltage characteristics of CdS photo-resistor at constant irradiance.

Level 2: To measure the photo-current as a function of the irradiance at constant voltage.

Experiment No. 8: To study the I-V characteristics and I-R characteristics of a solar cell as a function of the irradiance.

Level 1: To study the I-V characteristics

Level 2: I-R characteristics of a solar cell as a function of the irradiance.

Experiment No. 9: Calculate the numerical aperture and study the losses that occur in optical fiber cable. .

Level 1: Calculate the numerical aperture.

Level 2: study the losses that occur in optical fiber cable.

Experiment No. 10: To determine the magnetic susceptibility of a given diamagnetic and paramagnetic substances using Quincke's method.

Level 1: To determine the magnetic susceptibility of a given diamagnetic substance.

Level 2: To determine the magnetic susceptibility of a given paramagnetic substance.

Experiment No. 11: To study the hysteresis loop of an iron core and to find its coercivity and retentivity. To show the effect of varying voltage and frequency on hysteresis loop.

Level 1: To study the hysteresis loop of an iron core and to find its coercivity and retentivity. .

Level 2: To show the effect of varying voltage and frequency on hysteresis loop.

Experiment No. 12: Determining the wavelength of the electrons for different accelerator voltages by applying the Bragg condition and Confirming the de Broglie equation for the wavelength.

Level 1: Determining the wavelength of the electrons for different accelerator voltages by applying the Bragg condition.

Level 2: Confirming the de Broglie equation for the wavelength.

Experiment No. 13: To measure the transition temperature and resistivity of a high temperature superconductor.

Level 1: To measure the transition temperature.

Level 2: To determine the resistivity of a high temperature superconductor.

Experiment No. 14: Plotting I-V characteristics in forward and reverse bias for LEDs and Determination of knee voltage.

Level 1: Plotting I-V characteristics in forward and reverse bias for LEDs

<p>Level 2: Determination of knee voltage.</p> <p>Experiment No. 15: Determination of Stefan's constant and verification of Stefan-Boltzmann Law.</p> <p>Level 1: Determination of Stefan's constant</p> <p>Level 2: Verification of Stefan-Boltzmann Law.</p>	
<p>Project work/Assignment: Mention the Type of Project /Assignment proposed for this course</p>	
<p>Assessment Type</p> <ul style="list-style-type: none"> • Midterm exam • Assignment (review of digital/ e-resource from PU link given in references section - mandatory to submit screen shot accessing digital resource.) • Quiz • End Term Exam • Self-Learning <ol style="list-style-type: none"> 1. Prepare a comprehensive report on non-conventional energy resources in Karnataka and their pros and cons. 2. Write a report on importance of quantum entanglement in supercomputers. 	
<p>Topics relevant to "SKILL DEVELOPMENT": Fundamentals of materials, Lasers and optical fibers. for Skill Development through Participative Learning Techniques. This is attained through the Assignment/ Presentation as mentioned in the assessment component in course handout.</p>	
<p>Catalogue prepared by</p>	<p>Dr. G. Srinivas Reddy , Dr. Naveen C S ,Dr. Sivasankar Reddy, , Dr. Mahaboob Pasha</p>
<p>Recommended by the Board of Studies on</p>	<p>11th BOS conducted on 4th July 2024</p>
<p>Date of Approval by the Academic Council</p>	<p>st Academic meeting held on _____</p>

Course Code: CHE2503	Course Title: Applied Chemistry for Engineers	L- T-P- C	2	0	0	2
	Type of Course: Theory only					
Version No.	1.0					
Course Pre-requisites	Basic knowledge of Chemistry					
Anti-requisites	NIL					
Course Description	The primary objective of the course is to introduce the students to the concepts and applications of chemistry in Engineering. The course also aims to enhance the knowledge of chemical composition and properties of chemical molecules as electronic materials and alternate fuels. It will also cultivate in them an ability to identify chemistry in each piece of smart engineered products used in households and industry. It targets to strengthen the fundamental concepts of chemistry and then builds an interface with their industrial applications. This course is designed to cater to Environment and Sustainability					
Course Objective	The objective of the course is 'SKILL DEVELOPMENT' of the student by using participative learning.					
Course Outcomes	On successful completion of this course the students shall be able to: 1) Identify the suitable materials for electronic applications 2) Outline the chemistry behind electronic materials and devices 3) Summarize the importance of various electrochemical sources in energy systems 4) Apply the knowledge of chemistry to develop high performance nanomaterials for different applications.					
Course Content:						
Module 1	Chemistry of electronic materials	Case study	Data Collection and analysis	6 Classes		
Conductors, Insulators & Semiconductors: Definition of conductors, semiconductor and insulators based on band theory, principle with examples taking Cu, Si and Quartz or any suitable example. Semiconductors: Introduction, production of electronic grade silicon from quartz i) Czochralski process (CZ) and ii) Float Zone (FZ) methods Applications of inorganic semiconductos: Gallium arsenide (GaAs), Silicon-germanium (SiGe), and Indium phosphide (InP).						
Module 2	Chemistry of advanced electronic devices	Assignme nt	Data Collection	10 Classes		
Display Systems: Liquid crystals (LCD) - Introduction, classification, Properties and application, Properties and application of Organic Light Emitting Diodes (OLED), Quantum Light emitting diodes (QLED) – Introduction. Organic electronics - Introduction, pentacene and fullerene derivatives, conducting polymer, principle, synthesis of polyaniline, applications in electronic devices.						

<p>Memory Devices: Introduction, concepts of electronic memory. Classification of electronic memory materials -organic/polymer electronic memory devices (organic molecules, polymeric materials, organic-inorganic hybrid materials).</p> <p>Sensors: Materials & principles in optoelectronic sensors, piezoelectric sensors, electrochemical sensors & gas sensors, Advanced sensor technologies mimicking human human sensory organs (e-skin, e-nose)</p> <p>Materials and mechanism in MEMS & NEMS</p> <p>Smart materials (RFID & IONT): Carbon nanotubes, Graphene oxide: Structure, synthesis, electrical properties, applications in logistic information and intelligent packaging systems</p> <p>E-waste Management & Green Chemistry: Introduction, sources, types, effects of e-waste on environment and human health, advantages of recycling, battery waste management, 12 principles of green chemistry</p>				
Module 3	Electrochemical and other advanced energy systems	Case study	Data analysis	7 Classes
<p>Electrochemical energy systems:</p> <p>Introduction to electrochemistry</p> <p>Battery - Basic concepts of batteries and characteristics, classification –primary battery-dry cell and Li-MnO₂, secondary battery- Pb-acid, Lithium-ion batteries; Next generation batteries</p> <p>Supercapacitor - classification, construction and applications in hybrid vehicles,</p> <p>Fuel cells - hydrogen-oxygen, Methanol-oxygen: Principle, working and their applications.</p> <p>Green hydrogen - Importance and principle of generation</p> <p>Photovoltaics: Inorganic solar cells, organic solar cells, quantum dot sensitized (QDSSC's)</p>				
Module 4	Nanotechnology and Thin film fabrication	Case study	Data Collection and analysis	7 Classes
<p>Nanotechnology: Basics of nanoscience, Chemistry and physics of nanomaterials, Introduction to nanosystem, Dimensionality and size dependent phenomena of nanomaterials, Quantum approach to explain size dependent properties, Properties at nanoscale, Classification of nanomaterials – CNTs, Nanorods, Nanotubes, Fullerenes, Nanocomposites.</p> <p>Applications of nanomaterials: Solar energy conversion and catalysis, Nanoelectronics, Nanomaterials for data storage, Photonics and plasmonics, Chemical and biosensors, Application towards health and hygiene.</p> <p>Nanofabrication: lithography, Nano imprinting; Characterization of nanomaterials.</p> <p>Thin Film Deposition Techniques: Fabrication of thin films using CVD and PECVD and Metal organic chemical vapor deposition (MOCVD)-principle, fabrication and applications.</p>				
<p>Targeted Application & Tools that can be used:</p> <p>Application areas are semiconducting, automobiles, electronics industry</p> <p>Tools: Battery simulation tools (Battery simulator, Quantum ATK)</p>				
<p>Project work/Assignment:</p>				
<p>Assessment Type</p> <ul style="list-style-type: none"> • Midterm exam • Assignment (Review of digital/ e-resource from PU link given in references section - mandatory to submit screen shot accessing digital resource.) • Quiz/ Student seminar • End Term Exam • Self-Learning <p>Assignment: 1 Report writing on recent advances in energy storage materials</p> <p>Assignment 2: Identify the nanomaterials/devices you encounter in daily life</p>				
<p>Text Book</p> <ol style="list-style-type: none"> 1. Wiley, "Engineering Chemistry", Wiley. 2. Springer, "Introduction to Electronic Materials and Devices", Springer. 3. Springer, " Textbook of Nanoscience and Nanotechnology", Springer. 				
<p>Reference Books</p> <ol style="list-style-type: none"> 1. Advanced Semiconducting Materials and Devices, K M Gupta & Nisha Gupta (2016), Springer 2. The Chemistry of Nanomaterials: Synthesis, Properties and Applications (2018), Cambridge University Press 				
<p>E resources</p>				

https://research.ebsco.com/c/n5guci/search/details/sfc3dnpvkb?db=nlebk&limiters=None&q=chemistry%20of%20materials https://research.ebsco.com/c/n5guci/search/results?q=nanomaterials%20and%20devices&autocorrect=y&db=nlebk&expanders=concept&limiters=None&resetPageNumber=true&searchMode=boolean&searchSegment=all-results https://www.mdpi.com/books/pdfview/book/1069 https://www.mdpi.com/books/pdfview/book/333 https://www.bloomsburycollections.com/book/fuel-an-ecocritical-history/ https://eng.oversea.cnki.net/kns55	
Skill Sets Students should have skills in electrochemistry, materials science, energy storage, and semiconductor fabrication for optimizing electronic and electrical systems.	
Catalogue prepared by	Department faculties
Recommended by the Board of Studies on	XYZ th BOS- 18 th Dec 2024
Date of Approval by the Academic Council	

Course Code: CHE2504	Course Title: Applied Chemistry for Engineers Lab	L-T-P- C	0	0	2	1
Version No.	Type of Course: Laboratory only					
Course Pre-requisites	Before undertaking this Engineering Chemistry Lab course, students are expected to possess foundational knowledge of chemistry, including an understanding of acids and bases, oxidizing and reducing agents, various types of titrations, and the proper use of laboratory glassware. Additionally, students should be familiar with handling chemicals and glassware safely and adhering to essential laboratory safety precautions					
Anti-requisites	Basic knowledge of practical chemistry					
Course Description	The laboratory course aims to develop experimental skills and apply fundamental chemical principles to address chemistry-related problems in engineering. The experiments are carefully designed to complement the theoretical concepts covered in lectures, providing hands-on experience to deepen understanding and reinforce learning.					
Course Objective	The objective of the course is to familiarize the learners with the concepts of “Engineering Chemistry Practical” and attain SKILL DEVELOPMENT through EXPERIENTIAL LEARNING techniques.					
Course Outcomes (COs)	On successful completion of the course, students shall be able to: CO1. Identify the terms and applications processes involved in scientific and engineering CO2. Explain the phenomena of chemistry to describe the methods of engineering processes CO3. Analyse properties and multi-Disciplinary situations to solve the problems in chemistry that are pertinent in engineering applications CO4. Apply the basic concepts of chemistry to explain the chemical properties and processes					
Course Content:	Total 30 sessions					
Experiment 1	Experiment- 1	Experimental	Data Collection			
Determination of strength of an acid in battery electrolyte by conductometric method (battery electrolyte analysis)						
Experiment 2	Experiment-2	Experimental	Data Collection			
Potentiometric estimation of Iron using K ₂ Cr ₂ O ₇ (Electrochemical sensor)						
Experiment 3	Experiment-3	Experimental	Data Collection			
Determination of pK _a of weak acid in industrial wastewater using pH meter (pH sensor)						
Experiment 4	Experiment-4	Experimental	Data Collection			
Determination of rate of corrosion of mild steel by weight loss method (Corrosion science)						
Experiment 5	Experiment-5	Experimental	Data Collection			
Estimation of Copper present in electroplating effluent by colorimeter (optical sensor)						
Experiment 6	Experiment-6	Experimental	Data Collection			

Estimation of metal in e-waste by optical sensors (Solid waste management)				
Experiment 7	Experiment-7	Experimental	Data Collection	
Synthesis of nanomaterials (material synthesis)				
Experiment 8	Experiment-8	Experimental	Data Collection	
Synthesis of conducting polymer and its conductivity measurement (material synthesis and characterization)				
Experiment 9	Experiment-9	Experimental	Data Collection	
Determination of Viscosity coefficient of lubricant by Ostwald's viscometer (Viscoelastic properties)				
Experiment 10	Experiment-10	Experimental	Data Collection	
Electroless plating of copper on metallic objects (Device fabrication)				
Experiment 11	Experiment-11	Experimental	Data Collection	
Fabrication of materials by 3D printing techniques –Demo only (digital technologies into manufacturing processes)				
Any 8 experiments will be conducted out of 11				
Continuous Internal Assessment: <ul style="list-style-type: none"> • Midterm exam • Experimental Evaluation • Viva-voce 				
Text Book <ol style="list-style-type: none"> 1. Wiley Engineering Chemistry, Wiley India Pvt. Ltd. New Delhi, 2013-2nd Edition. 2. Engineering Chemistry, Satyaprakash & Manisha Agrawal, Khanna Book Publishing, Delhi 3. Essentials of Physical Chemistry, Bahl & Tuli, S. Chand Publishing 4. Vogel's text book of practical organic chemistry 5th edition 5. Inorganic Quantitative analysis by A.I. Vogel, ELBS Publications. 				
References Engineering Chemistry Laboratory Manual (English, Paperback, Dr Manoj Kumar Solanki), Edu-creation Publishing E-resources: 1. https://books-library.net/files/download-pdf-ebooks.org-kupd-679.pdf Video Links: 1. https://www.youtube.com/watch?v=-aAYjOmhhkg 2. https://www.youtube.com/watch?v=o2SkPNNGejU 3. https://www.youtube.com/watch?v=uOzniLNNxAE 4. https://www.youtube.com/watch?v=1qzpz_GQ9Gc				
The topics related to Skill Development All the experiments are relevant to Skill Development through Experiential Learning Techniques. This is attained through assessment component mentioned in course handout.				
Catalogue prepared by	Faculty members of Chemistry			
Recommended by the Board of Studies on				
Date of Approval by the Academic Council				

ESC Basket

Course Code: CIV1200	Course Title: Foundations of Integrated Engineering Type of Course: Theory Only	L-T- P- C	2	0	0	2
Version No.	1.0					
Course Pre-requisites	NIL					
Anti-requisites	NIL					
Course Description	This interdisciplinary course introduces first-year engineering students to foundational principles and practices across key engineering domains, emphasizing real-world problem-solving, sustainability, and ethical innovation. Students explore how civil, mechanical, electrical, and IT systems intersect with emerging technologies like IoT, AI, and geomatics to address global challenges. Through case studies, learners gain deeper understanding of smart infrastructure, prototyping mechanical/electronic systems, and securing IT solutions. Topics include bioinformatics for environmental monitoring, GIS-enabled urban planning, renewable energy integration, and cybersecurity fundamentals. The course cultivates a holistic understanding of engineering’s role in sustainable development, safety, and ethical decision-making, preparing students to contribute meaningfully to multidisciplinary projects in a technology-driven world.					
Course Objective	The objective of the course is skill development of student by using Participative Learning techniques.					
Course Outcomes	On successful completion of this course the students shall be able to: 1] Recall key principles of Agile, DevOps, and bioinformatics used in interdisciplinary engineering contexts. 2] Explain the role of GIS, LiDAR, and sustainable materials in designing smart infrastructure and disaster management systems. 3] Describe core components of mechanical systems and their real-world applications. 4] Describe the functionality of IoT-enabled wearable devices, embedded systems, and renewable energy integration in smart grids. 5] List foundational IT concepts such as cloud computing architectures, cybersecurity threats, and blockchain applications.					
Course Content:						
Module 1	Foundations of Engineering Practice	Assignment	Case studies	6 Sessions		
Real-world problem-solving using data logic and practical applications, Collaboration and Innovation through multi-domain project, Engineering Ethics & Environmental Impact Emerging Fields: Automation, and Introduction to bioinformatics and its application Sustainability & Safety: Circular economy principles, carbon footprint analysis.						
Module 2	Civil Engineering & Geomatics	Assignment	Article Review	6 Sessions		
Smart Infrastructure & Geomatics: GIS mapping, LiDAR, drone surveys for urban planning, Geospatial data analysis for disaster management. Sustainable Construction: 3D-printed structures, self-healing concrete, Digital twins for infrastructure monitoring.						

Green Innovations: Net-zero energy buildings, rainwater harvesting systems.				
Module 3	Mechanical Engineering in Action	Assignment & Quiz	Data Collection	6 Sessions
Advanced Manufacturing: Collaborative robots (cobots), additive manufacturing and 3D printing, Reverse engineering and prototyping. Energy Systems: Solar/wind energy harvesting, piezoelectric applications. Biomechanics: Prosthetics design, ergonomic product lifecycle.				
Module 4	Electrical & Electronics Engineering	Assignment & Quiz	Data Collection and visualization	6 Sessions
Smart Devices & Systems: Embedded systems, Wearable technology, Edge computing and hardware platforms Energy Innovations: EV charging infrastructure, wireless power transfer, Smart grid integration with renewables.				
Module 5	Fundamentals of IT	Assignment & Quiz	Case studies	6 Sessions
Core IT Topics: Networking basics, Cloud computing Cybersecurity & Data: Encryption, phishing prevention, zero-trust models, Database management. Emerging Tech: Blockchain for supply chains, AI/ML basics, IoT integration with cloud platforms				
Targeted Application & Tools that can be used: Application Areas include Interdisciplinary problem-solving, Smart city planning, disaster management, Robotics prototyping, renewable energy systems, Wearable health tech, smart grids, Secure cloud systems. Tools: 3D Printers, Autocad, Tinkercad, ArcGIS / QGIS, Arduino/Raspberry Pi				
Text Book: <ol style="list-style-type: none"> 1. William Oakes & Les Leone, "Engineering Your Future: An Introduction to Engineering", Oxford University Press, 9th Edition, 2021 2. Barry F. Kavanagh, "Introduction to Geomatics", Pearson, 5th Edition, 2021 3. Ian Gibson, David Rosen, & Brent Stucker, "Additive Manufacturing Technologies", Springer, 3rd Edition, 2021 4. Sudip Misra, "The Internet of Things: Enabling Technologies, Protocols, and Use Cases", Wiley, 2nd Edition, 2022 5. James Kurose & Keith Ross, "Computer Networking: A Top-Down Approach", Pearson, 8th Edition, 2020 				
References <ol style="list-style-type: none"> 1. Supratim Choudhuri, "Bioinformatics for Beginners: Genes, Genomes, and Molecular Evolution", Academic Press, 1st Edition, 2023, 2. Robert McGinn, "The Ethical Engineer: Contemporary Concepts and Cases", Princeton University Press, 1st Edition, 2020 3. Charles J. Kibert, "Sustainable Construction: Green Building Design and Delivery", Wiley, 5th Edition, 2022 4. Anthony M. Townsend, "Smart Cities: Big Data, Civic Hackers, and the Quest for a New Utopia", W.W. Norton & Company, 1st Edition, 2020 5. David Buchla, "Renewable Energy Systems: A Smart Energy Systems Approach", Pearson, 2nd Edition, 2023 6. Charles Platt, "Make: Electronics: Learning Through Discovery", Make Community, 3rd Edition, 2021 7. Charles J. Brooks, Christopher Grow, & Philip Craig, "Cybersecurity Essentials", Wiley, 2nd Edition, 2021 				
Web-resources: <ol style="list-style-type: none"> 1. Post-parametric Automation in Design and Construction https://search.ebscohost.com/login.aspx?direct=true&db=nlebk&AN=1155197&site=ehost-live 2. Smart Cities : Introducing Digital Innovation to Cities https://search.ebscohost.com/login.aspx?direct=true&db=nlebk&AN=1993146&site=ehost-live 				

3. Innovation Energy: Trends and Perspectives or Challenges of Energy Innovation

<https://search.ebscohost.com/login.aspx?direct=true&db=nlebk&AN=2323766&site=ehost-live>

4. Additive Manufacturing: Opportunities, Challenges, Implications

<https://search.ebscohost.com/login.aspx?direct=true&db=nlebk&AN=1134464&site=ehost-live>

Catalogue prepared by	Dr. Nakul Ramanna, Dr. Rajiv Ranjan Singh, Mr. N. Gopalakrishnan, Mr. Ajay H A
Recommended by the Board of Studies on	
Date of Approval by the Academic Council	

Course Code: MEC1006	Course Title: Engineering Graphics Type of Course: 1] Professional Core Course 2] Theory	L-T- P- C	2	0	0	2
Version No.	1.2					
Course Pre-requisites	NIL					
Anti-requisites	CAMD					
Course Description	The course is designed with the objective of giving an overview of engineering drawing with the help of software tools. It is introductory in nature and acquaints the students with the techniques used to create engineering drawings with computerized drafting tools. Computerized drafting provides accurate and easily modifiable graphic entities, easy data storage, easy retrieval facility and it enhances creativity. It will expose students to the concept of engineering drawing and teach them to draw different views of planes and solids in different orientations. The course will teach students to use AutoCAD to produce engineering drawings. They will learn to create drawing layouts, dimensioning, the theory of projection, orthographic projection of points, lines, planes and solids, isometric projection and be introduced to the development of surfaces.					
Course Objective	The objective of the course is to familiarize the learners with the concepts of "Engineering Graphics" and attain SKILL DEVELOPMENT through Problem solving methodologies.					
Course Outcomes	On successful completion of this course the students shall be able to: (1) Describe competency of Engineering Graphics as per BIS conventions and standards. (2) Illustrate the theory of projection for drawing projections of Points, Lines and Planes under different conditions. (3) Prepare multiview orthographic projections of Solids by visualizing them in different positions.					

	(4) Prepare pictorial drawings using the principles of isometric projections to visualize objects in three dimensions.			
Course Content				
Module 1	Introduction to Drawing	Assignment	Standard technical drawing	4 sessions
Topics: Introduction, drawing instruments and their uses, relevant BIS conventions and standards, Lettering, Line conventions, dimensioning, Selection of drawing sheet size and scale.				
Module 2	Orthographic projections of Points, Straight Lines and Plane Surfaces	Assignment	Projection methods Analysis	10 sessions
Topics: Introduction, Definitions – Elements of projection and methods of projection, Planes of projection, reference line and conventions adopted. First angle and third angle projections. Projection of Points in all 4 quadrants. Projections of Straight Lines (located in first quadrant/first angle projection only): True and apparent lengths, true and apparent Inclinations to reference planes. (No application problems). Projection of Plane surfaces (First angle projection): Regular plane surfaces – triangle, square, rectangle, pentagon, hexagon and circle – in different positions inclined to both the planes using change of position method only.				
Module 3	Orthographic Projections of Solids	Assignment	Multi-view drawing Analysis	8 sessions
Topics: Introduction, Projection of right regular prisms, pyramids, cone, hexahedron and tetrahedron in different positions (Problems resting on HP only and First angle projection).				
Module 4	Isometric Projections of Solids (Using isometric scale only)	Assignment	Spatial Visualization	8 sessions
Topics: Introduction, Isometric scale, Isometric projections of right regular prisms, cylinders, pyramids, cones and their frustums, spheres and hemispheres, hexahedron (cube), and combination of 2 solids, conversion of orthographic view to isometric projection of simple objects.				
Targeted Application & Tools that can be used: Application Area is in understanding and interpreting an object in various positions and converting it into a technical drawing which can be universally accepted. Professionally Used Software: AutoCAD				
Text Book: 1.N. D. Bhatt, "Engineering Drawing: Plane and Solid Geometry," Charotar Publishing House Pvt. Ltd.				
References: 1. K.R. Gopalakrishna, "Engineering Graphics", Subhash Publishers, Bangalore. 2. D. M. Kulkarni, A. P. Rastogi, A. K. Sarkar, "Engineering Graphics with AutoCAD," Prentice Hall.				

3. D. A. Jolhe, "Engineering Drawing with Introduction to AutoCAD," Tata McGraw Hill.

4. Engineering Graphics Manual provided by Instructor in charge.

Webresources :

[Knimbus - Your Library. Anywhere, Anytime.](#)

Topics relevant to "SKILL DEVELOPMENT": Projection in first and third angle for SKILL DEVELOPMENT through Problem Solving methodologies. This is attained through the assessment component mentioned in the course handout.

Catalogue prepared by	Mr. Yeshwanth D
Recommended by the Board of Studies on	BOS NO: 15th BOS held on 27/08/2022
Date of Approval by the Academic Council	Academic Council Meeting No. 18, Dated 03/08/2022.

Course Code: EEE1200	Course Title: Basics of Electrical and Electronics Engineering. Type of Course: Engineering Science - Theory	L-T-P-C	3	0	0	3
Version No.	1.0					
Course Pre-requisites	NIL					
Anti-requisites	NIL					
Course Description	This is a fundamental Course which is designed to know the use of basics of electrical and electronics engineering principles occurs in various fields of Engineering. The course emphasis on the characteristics and applications of electrical and electronic devices, working, analysis and design of electrical circuits using both active & passive components, fundamentals of electrical machines and basics of transistors and its application. The associated laboratory provides an opportunity to validate the concepts taught and enhances the ability to visualize the real system performance, using both hardware and simulation tools.					
Course Objective	The objective of the course is to familiarize the learners with the concepts of Basics of Electrical and Electronics Engineering and attain Skill Development through Experiential Learning techniques.					
Course Outcomes	On successful completion of this course the students shall be able to: 4. Explain basic laws of Electrical Engineering to compute voltage, currents and other parameters in the circuits.					

	5. Discuss various fundamental parameters appearing in the characteristics of semiconductor devices and their applications. 6. Summarize the operations of different biasing configurations of BJTs and amplifiers. 7. Summarize the performance characteristics and applications of various electrical Machines. 8. Demonstrate the working of electrical machines to observe performance characteristics 9. Demonstrate the working of electronic circuits to obtain the V-I Characteristics of various semiconductor devices.			
Course Content:				
Module 1	Introduction to Electrical Circuits	Assignment/ Quiz	Numerical solving Task	10 Sessions
DC Circuits: Concept of Circuit and Network, Types of elements, Network Reduction Techniques- Series and parallel connections of resistive networks, Star-to-Delta Transformations, Mesh Analysis, Numerical examples. AC Circuits: Fundamentals of single phase circuits - Series RL, RC and R-L-C Circuits, Concept of active power, reactive power and Power factor, Numerical examples. Introduction to three phase system and relation between line and phase values in Star & Delta connection, Numerical examples.				
Module 2	Semiconductor and Diode applications	Assignment/ Quiz	Memory Recall based Quizzes	11 Sessions
Mass Action Law, Charge densities in a semiconductor, Types of SC, Junction diodes -Ideal and practical behaviour, Modelling the Diode Forward Characteristic, and Diode applications like rectifiers, Clipping and clamping circuits. Zener diode, characteristics and its applications like voltage regulator.				
Module 3	Fundamentals of Electrical Machines	Assignment/ Quiz	Memory Recall-based Quizzes	12 Sessions
Electrical Machines: Single phase transformers: principle of operation and EMF equation, Numerical examples. DC Motor: principle of operation, Back EMF, torque equation, Numerical examples. AC Motor: Principle operation of Induction Motors and its Applications. Special Machines: Introduction to special electrical machines and its applications.				
Module 4	Transistors and its Applications	Assignment/ Quiz	Numerical solving Task	12 Sessions
Transistor characteristics, Current components, BJT Configurations (CB, CC, CE configurations) and their current gains. Operating point, Biasing & stabilization techniques: Fixed Bias, Voltage divider bias and its stability factor and load line analysis. Single and multistage amplifier, Darlington pair. JFET (Construction, principal of Operation and Volt –Ampere characteristics). Pinch-off voltage, Comparison of BJT and FET. MOSFET (Construction, principal of Operation and symbol), MOSFET characteristics in Enhancement and Depletion modes.				

Text Book(s):

3. Kothari D. P. & Nagrath I. J., "Basic Electrical and Electronics Engineering", Tata McGraw-Hill Education.
4. Theraja B.L. and Theraja A.K., "A Textbook of Electrical Technology: Basic Electrical Engineering" in S.I. System of Units, 23rd ed., New Delhi: S. Chand, 2002.
5. A.P.Malvino, Electronic Principles, 7th Edition, Tata McGraw Hill, 2007
6. J. Millman, C. C. Halkias and C. D. Parikh, "Millman's Integrated Electronics", McGraw Hill Education, 2nd Edition.
7. Basics of Electrical & Electronics Laboratory Manual.

Reference Book (s):

4. John Hiley, Keith Brown and Ian McKenzie Smith, "HUGHES Electrical and Electronic Technology", 10th Edition (Indian Edition published by Dorling Kindersley), Pearson, 2011
5. Samarajit Ghosh, "Fundamentals of Electrical and Electronics Engineering", 2nd Edition, Prentice Hall India, 2007.
6. K Uma Rao, A Jaya Lakshmi, "Basic Electrical engineering" IK International publishing house Pvt. Ltd
7. R. L. Boylestad and L. Nashelsky, "Electronic Devices and Circuit Theory", Pearson Education India 7th Edition.
8. A K. Maini, V. Agrawal, "Electronic Devices & Circuits", Wiley, 2nd Edition
9. A.S Sedra, K. C. Smith, "Microelectronic Circuits", Oxford University Press, 6th Edition

Online Resources (e-books, notes, ppts, video lectures etc.):

4. <https://presiuniv.knimbus.com/user#home>
5. <https://www.digimat.in/nptel/courses/video/108105112/L01> "Fundamentals of Electrical Engineering-Basic Concepts, Examples"
6. Seminar Topic: <https://nptel.ac.in/courses/108/105/108105153/> "Electrical Measurements"
7. Video lectures on "Electronic Devices" by Prof. Dr. A. N. Chandorkar, IIT Bombay <http://www.satishkashyap.com/2013/03/video-lectures-on-electron-devices-by.html>
8. Video lectures on "Analog Electronics" by Prof. S.C. Dutta Roy, IIT Delhi <https://nptel.ac.in/courses/108/102/108102095/>
9. Video lectures on "Diodes", by Prof. Chitralekha Mahanta, IIT Guwahati, <https://nptel.ac.in/courses/117/103/117103063/>
10. "Introduction to Electrical Machines" <https://nptel.ac.in/courses/108/102/108102146/>
11. M. -Y. Kao, H. Kam and C. Hu, "Deep-Learning-Assisted Physics-Driven MOSFET Current-Voltage Modeling," in IEEE Electron Device Letters, vol. 43, no. 6, pp. 974-977, June 2022, doi: 10.1109/LED.2022.3168243 <https://ieeexplore-ieee-org-resiuniv.knimbus.com/document/9758727>
12. F. Bonet, O. Aviñó-Salvadó, M. Vellvehi, X. Jordà, P. Godignon and X. Perpiñà, "Carrier Concentration Analysis in 1.2 kV SiC Schottky Diodes Under Current Crowding," in IEEE Electron Device Letters, vol. 43, no. 6, pp. 938-941, June 2022, doi: 10.1109/LED.2022.3171112. <https://ieeexplore-ieee-org-presiuniv.knimbus.com/document/9764749>
13. M. Chanda, S. Jain, S. De and C. K. Sarkar, "Implementation of Subthreshold Adiabatic Logic for Ultralow-Power Application," in IEEE Transactions on Very Large Scale Integration (VLSI) Systems, vol. 23, no. 12, pp. 2782-2790, Dec. 2015. <https://ieeexplore.ieee.org/document/7018053>
14. R. Raut and O. Ghasemi, "A power efficient wide band trans-impedance amplifier in submicron CMOS integrated circuit technology," 2008 Joint 6th International IEEE Northeast Workshop on Circuits and Systems and TAISA Conference, 2008, pp. 113-116,

doi: 0.1109/NEWCAS.2008.4606334. https://ieeexplore.ieee.org/document/4606334	
Topics relevant to "SKILL DEVELOPMENT": Performing suitable experiments to compute the Electrical and electronics circuit parameters, performance operation of Machines, and semiconductor devices for Skill Development through Experiential Learning techniques. This is attained through assessment component mentioned in course plan.	
Catalogue prepared by	Mr. Sunil Kumar, Dr. Ashutosh Anand, Dr. Dharmesh Srivastav, Dr. Azra Jeelani
Recommended by the Board of Studies on	19 th BOS held on 3 rd July 2024
Date of Approval by the Academic Council	24 th Academic Council Meeting held on 03/08/2024.

Course Code: EEE1250	Course Title: Basics of Electrical and Electronics Engineering Lab. Type of Course: Engineering Science - Lab	L-T-P-C	0	0	2	1
Version No.	1.0					
Course Pre-requisites	NIL					
Anti-requisites	NIL					
Course Description	This is a fundamental Course which is designed to know the use of basics of electrical and electronics engineering principles occurs in various fields of Engineering. The course emphasis on the characteristics and applications of electrical and electronic devices, working, analysis and design of electrical circuits using both active & passive components, fundamentals of electrical machines and basics of transistors and its application. The associated laboratory provides an opportunity to validate the concepts taught and enhances the ability to visualize the real system performance, using both hardware and simulation tools.					
Course Objective	The objective of the course is to familiarize the learners with the concepts of Basics of Electrical and Electronics Engineering and attain Skill Development through Experiential Learning techniques.					
Course Outcomes	On successful completion of this Lab the students shall be able to: 1. Demonstrate the working of electrical machines to observe performance characteristics. 2. Demonstrate the working of electronic circuits to obtain the V-I Characteristics of various semiconductor devices.					
Course Content:						
List of Laboratory Tasks:						
Experiment No 1: Verification of KVL and KCL for a given DC circuit. Level 1: Study and Verify KVL and KCL for the given electrical Circuit. Level 2: For the same circuit considered in level 1, perform the Simulation using NI LabVIEW/Multisim/MATLAB.						
Experiment No 2: Analyse AC series circuits – RL, RC and RLC . Level 1: Conduct an experiment to perform and verify the impedance, current and power of Series RL and RC circuits Level 2: Conduct an experiment to perform and verify the impedance and current of RLC series circuits.						
Experiment No 3: Calculation of power and power factor of the given AC Circuit. Level 1: Conduct an experiment to measure the power and power factor for given resistive load. Level 2: Conduct an experiment to measure the power and power factor for given inductive load.						
Experiment No 4: Perform the experiments on given Transformer. Level 1: Verify the EMF equation of a transformer and compute the voltage transformation ratio.						

Level 2: Study the effect of load on the secondary side of the transformer and verify the EMF equation under load conditions.

Experiment 5: Load test on DC shunt motor

Level 1: Conduct load test on DC shunt motor and find its efficiency at different loads

Level 2: Conduct load test on DC shunt motor and plot the performance characteristics.

Experiment 6: Study of PN-Junction Diode Characteristics in Forward and Reverse Bias Conditions.

Level 1: Carry out an experiment to plot VI Characteristics and hence find the cut-in voltage on forward characteristics for the Silicon P-N Junction diode.

Level 2: Carry out an experiment to plot VI Characteristics of Zener diode and hence find the zener voltage on reverse characteristics for the Silicon P-N Junction zener diode.

Experiment 7: To observe the output waveform of half wave and full wave rectifier circuit and compute ripple factor and efficiency

Level 1: Identify the components required for a rectifier circuit, rig up the circuit, and sketch the output waveforms without filter.

Level 2: Rig up the rectifier circuit with RC filter, observe the output waveforms, determine the efficiency and ripple factor.

Experiment 8: To construct clipping and clamping circuits for different reference voltages and to verify the responses.

Level 1: Identify the components required for building a Clipper / Clamper circuit. Rig up the circuit according to the circuit diagram given and sketch the output waveform.

Level 2: Given a sinusoidal input of 10 V p-p, implement a positive / negative clipper with output clipped at 2 V.

Experiment 9: To calculate various parameters of emitter follower circuit using BJT

Level 1: Identify the components required to implement an emitter follower circuit. Rig up the circuit and observe the variations in output waveform with respect to the variations in input waveform.

Level 2: Determine the values of Z_{in} input impedance and Z_{out} output impedance for Emitter Follower.

Experiment 10: To Implement RC Coupled amplifier using a BJT and sketch the frequency response.

Level 1: Identify the components required to implement an RC coupled amplifier circuit. Rig up the circuit and sketch the frequency response.

Level 2: From the frequency response curve determine the value of the mid band gain and the bandwidth.

Targeted Application & Tools that can be used:

Targeted Applications: Application Area includes all electrical and electronic circuits (power supply unit, regulator unit, embedded devices, hardware electronics etc.). The students will be able to join a profession which involves basics to high level of electronic circuit design.

Professionally Used Software: Matlab/Multisim/ PSpice

Besides these software tools hardware equipment such as Multimeters, Function Generators, Power Supplies, Oscilloscopes etc., can be used to perform component/circuit testing and analysis..

Text Book(s):

8. Basics of Electrical & Electronics Laboratory Manual.

Topics relevant to "SKILL DEVELOPMENT": Performing suitable experiments to compute the Electrical and electronics circuit parameters, performance operation of Machines, and semiconductor devices for Skill Development through Experiential Learning techniques. This is attained through assessment component mentioned in course plan.	
Catalogue prepared by	Mr. Sunil Kumar, Dr. Ashutosh Anand, Dr. Dharmesh Srivastav, Dr. Azra Jeelani
Recommended by the Board of Studies on	19 th BOS held on 3 rd July 2024
Date of Approval by the Academic Council	24 th Academic Council Meeting held on 03/08/2024.

Course Code: ECE1511	Course Title: Design Workshop		L- T-P- C	1	0	2	2
Version No.	1.0						
Course Pre-requisites	NIL						
Anti-requisites	NIL						
Course Description	This course is designed to provide an in-depth understanding of Arduino, microcontrollers Raspberry pi and their application in various real time projects involving sensors. Throughout the course, students will learn the fundamentals of Arduino and Raspberry Pi programming and gain hands-on experience with a wide range of sensors. Students will explore how to connect and interface sensors with Arduino and Raspberry Pi boards, read sensor data, and use it to control various output devices This course is suitable for beginners who are interested in exploring the world of electronics and developing practical applications using Arduino, Raspberry Pi and sensors.						
Course Objective	The objective of the course is Employability Skills of student by using PARTICIPATIVE LEARNING techniques.						
Course Outcomes	On successful completion of the course the students shall be able to 1. Explain the working of various embedded boards with sensors. 2. Develop real-world applications with Arduino, ESP, and Raspberry Pi. 3. Demonstrate the working of GPUs. 4. Create a functional 3D model using a 3D printer. 5. Design a working prototype model for any real-world applications 6. with embedded boards and sensors.						
Course Content:							
Module 1	Basic concepts of Microcontrollers	Hands-on	Interfacing Task and Analysis		3 Sessions		
Topics: Introduction to Arduino, ESP and Node MCU Pin configuration and architecture, Device and platform features, Concept of digital and analog ports, Familiarizing with Arduino Interfacing Board, API's , Introduction to Embedded C and Arduino platform, Arduino Datatypes and variables, Arduino i/o Functions, Arduino Communications, Arduino IDE, Various Cloud Platforms.							
Module 2	Sensory Devices	Hands-on	Interfacing Task and Analysis		3 Sessions		
Topics: Arduino Sensors: Humidity Sensor, Temperature Sensor, Water Detector / Sensor, PIR Sensor, Ultrasonic Sensor, Connecting Switches and actuators, sensor interface with Arduino. Introduction to 3D Printer: 3D Printer technology and its working Principles, Applications. Introduction to online Simulators: Working with AutoCAD/Fusion 360 Simulator.							
Module 3	Introduction to Micro python	Hands-on	Interfacing Task and Analysis		4 Sessions		
Topics: Introduction to Micro Python, Comparison with other programming languages, Setting up the Micro Python development environment. Basics of Micro Python syntax and structure.							

Module 4	Working with Raspberry-pi	Hands-on	Interfacing Task and Analysis	5 Sessions
Introduction to raspberry pi boards, pin-diagram, different types of raspberry pi boards and its application, LED and switch control. Mastering Modules, Setup Raspberry - PuTTY SSH, VNC Viewer to interface with more complicated sensors and actuators. Various Libraries and its functions.				
<p>Lab: Name of the Experiments:</p> <ol style="list-style-type: none"> 1. Introduction Lab 1: Level 1: Overview on Arduino based Micro-controller, and sensors. Level 2: Interfacing of Arduino and ESP boards with sensors and other components. 2. Lab 2: Smart Plant Monitoring Level 1- Push button-controlled LED. Level 2- Automatic Irrigation and monitoring System using Arduino 3. Lab 3: Robotics with Arduino. Level 1- Servo Motor control using Arduino Level 2: DC Motor Control Using Arduino for Robotics. 4. Lab 4: Environmental pollution using ESP. Level 1 - IoT based air Pollution Monitoring System. Level 2- IoT Based water pollution system 5. Introduction Lab for raspberry pi: Level 1: Overview on Different Raspberry Pi Boards, and sensors. Level 2: Configuring the Raspberry Pi and Interfacing with sensors and other components. 6. Lab 7: Raspberry Pi based Object Detection using TensorFlow and OpenCV. 7. Lab 8: Speech Recognition on Raspberry Pi for Voice Controlled Home Automation. 8. Lab 9: Design the website using HTML and CSS, and host the website on Raspberry Pi. 9. Introduction Lab for 3D printing: Overview of 3D printing. Design of 3D structure using the CAD. Understand the steps of fabrication of simple rectangular box using 3D printer. 10. Lab 10: Design and print of Hollow Cylindrical structure using 3D CAD and 3D printer. 11. Lab 11 Demonstration of Jetson nano board and its capability. (OPTIONAL) 12. Lab 12: Revision 13. Lab 13: Revision 14. Lab 14: Mini Project 15. Lab 15: Mini Project Evaluation. 				
Topics: Types of Arduino boards, Thonny Python, Python IDLE, sensors, 3D Printer				
<p>Targeted Application & Tools that can be used:</p> <p>Application Area: Home Automation, Environmental Monitoring, Agriculture and Farming, Industrial Automation, Internet of Things (IoT), Robotics, Wearable Devices, Security Systems, Education and Learning. These are just a few examples of the many application areas where Arduino, Raspberry Pi and sensors can be applied. The flexibility and affordability of Arduino, and Raspberry Pi combined with the wide range of sensors available, allow for endless possibilities in creating innovative projects.</p> <p>Professionally Used Software: Students can use open SOURCE Software's Arduino IDE and Tincker CAD, Thonny Python, Python IDLE etc.</p>				
Project work/Assignment:				
<ol style="list-style-type: none"> 1. Projects: At the end of the course students will be completing the project work on solving many real time issues. 2. Book/Article review: At the end of each module a book reference or an article topic will be given to an individual or a group of students. They need to refer the library resources and write a report on their understanding about the assigned article in appropriate format. Presidency University Library Link. 3. Presentation: There will be a presentation from interdisciplinary students group, where the students will be given a project on they have to demonstrate the working and discuss the applications for the same 				

Textbook(s):

1. Monk Simon "Programming Arduino: Getting Started with Sketches", Mc Graw Hill Publications Second Edition
2. Monk Simon "Raspberry Pi Cookbook: Software and Hardware Problems and Solutions", Publisher(s): O'Reilly Media, Inc. ISBN: 9781098130923 fourth Edition.

References

Reference Book(s)

1. Neerparaj Rai "Arduino Projects for Engineers" BPB publishers, first edition, 2016.
2. Ryan Turner "Arduino Programming " Nelly B.L. International Consulting Ltd. first edition, 2019.
3. Charles Bell "Micro Python for the Internet of Things: A Beginner's Guide to Programming with Python on Microcontrollers" by" Edition 1, 2017, ISBN 978-1-4842-3123-4
4. Stewart Watkiss "Learn Electronics with Raspberry Pi " Apress Berkeley, CA . second edition, 2020. ISBN 978-1-4842-6348-8
5. Jo Prusa, "Basic of 3D printing", Prusa Research, 3rd edition.
6. [Volker Ziemann](#), "A Hands-On Course in Sensors Using the Arduino and Raspberry Pi (Series in Sensors)", CRC Press, 1st Edition. 2018.

Online Resources (e-books, notes, ppts, video lectures etc.):

1. Arduino trending Projects < <https://www.projecthub.arduino.cc/>>
2. Introduction to Arduino < https://onlinecourses.swayam2.ac.in/aic20_sp04/preview>
3. Case studies on Wearable technology < <https://www.htciitm.org/wearables>>
4. Raspberry-pi Projects < <https://magpi.raspberrypi.com/articles/category/tutorials/>>
5. Introduction to internet of things < <https://nptel.ac.in/courses/106105166>>

E-content:

1. Cattle Health Monitoring System Using Arduino and IOT (April 2021| IJIRT | Volume 7 Issue 11 | ISSN: 2349-6002)
2. M H Hemanth Kumar, Ravi Pratap Singh, Nishu Sharma, Pragya Singh" IOT BASED SMART SECURITY SYSTEM USING ARDUINO" 2021 JETIR August 2021, Volume 8, Issue 8.
3. R. Maheswar, P. Jayarajan, S. Vimalraj, G. Sivagnanam, V. Sivasankaran and I. S. Amiri, "Energy Efficient Real Time Environmental Monitoring System Using Buffer Management Protocol," 2018, pp. 1-5, doi: 10.1109/ICCCNT.2018.8494144. <https://ieeexplore.ieee.org/document/8494144>.
4. Yaser S Shaheen, Hussam., " Arduino Mega Based Smart Traffic Control System ," December 2021 [Asian Journal of Advanced Research and Reports](#) 15(12): 43-52, 2021(15(12): 43-52, 2021):15(12): 43-52, 2021.
5. Basil, Eliza Sawant, S.D. "IoT based traffic light control system using Raspberry Pi " DOI 10.1109/ICECDS.2017.8389604
6. Supriya S, 2Dr. Aravinda " Green leaf disease detection and identification using Raspberry Pi <https://www.irjet.net/archives/V9/i8/IRJET-V9I847>.
7. Dr. E.N. Ganesh., "Health Monitoring System using Raspberry Pi and IOT" DOI : <http://dx.doi.org/10.13005/ojcs12.01.03>

Topics relevant to development of "SKILL": System design for achieving Sustainable Development Goals.

Catalogue prepared by	Dr Ashutosh Anand
Recommended by the Board of Studies on	BOS NO:
Date of Approval by the Academic Council	Academic Council Meeting No. ____ dated on _____

Course Code: CSE2280	Course Title: C Programming and Data Structures Type of Course: Theory		L- T-P- C	3	0	0	3
Version No.	1.0						
Course Prerequisites	The student needs to have a fundamental understanding of computers and basic syntax of programming language.						
Anti-requisites	NIL						
Course Description	C Programming and Data Structures course aims to teach fundamental programming concepts in C, alongside essential data structures for organizing and manipulating data efficiently. The course covers topics like data types, control structures, functions, arrays, and introduces more advanced concepts like memory management, file handling, and various data structures such as arrays, linked lists, stacks, and queues.						
Course Objective	The objective of this course is to equip learners with a comprehensive understanding of the C programming language and fundamental data structures. Through theoretical knowledge and practical implementation, students will gain the ability to design, implement, and apply efficient data storage and manipulation techniques to solve computational problems effectively. This course aims to develop strong problem-solving skills and a foundation for further studies in computer science.						
Course Outcomes	On successful completion of the course the students shall be able to: C.O. 1: Explain the fundamental concepts of C programming, including data types, operators, control flow, and functions. [Understanding] C.O. 2: Develop C programs utilizing advanced features such as structures, unions, pointers, and file handling. [Application] C.O. 3: Implement various linear data structures like arrays, linked lists, stacks, and queues in C to solve specific problems. [Application] C.O. 4: Apply non-linear data structures such as binary trees and hashing techniques for efficient data organization and retrieval. [Application] C.O. 5: Analyze and implement different sorting and searching algorithms in C for efficient data manipulation. [Analysis]						
Course Content:							
Module 1	C Programming Fundamentals	Assignment					10 Sessions
Topics: Data Types – Variables – Operations – Expressions and Statements, Conditional Statements, Functions – Recursive Functions							
Module 2	C Programming – Advanced Features	Assignment					11 Sessions
Topics: Structures – Union – Enumerated Data Types, Pointers: Pointers to Variables, Arrays, and Functions File Handling, Pre-processor Directives							
Module 3	Linear Data Structures	Term paper/Assignment					11 Sessions
Topics: Abstract Data Types (ADTs) – List ADT – Array-Based Implementation, Linked List – Singly, Doubly- Linked Lists – Circular Linked List, Stack ADT – Implementation of Stack – Applications, Queue ADT – Priority Queues – Queue Implementation – Applications							
Module 4	Non-linear Data Structures	Term paper/Assignment					11 Sessions
Topics: Trees – Binary Trees – Tree Traversals – Expression Trees – Binary Search Tree, Hashing – Hash Functions – Separate Chaining – Open Addressing – Linear Probing – Quadratic Probing – Double Hashing – Rehashing. Insertion Sort – Quick Sort – Heap Sort – Merge Sort-Linear Search – Binary Search							
Targeted Application & Tools that can be used:							
Text Book(s):							

T1. Pradeep kothari "Android Application Development - Black Book", dreamtechpress
T2. Barry Burd (Author), "Android Application Development" ALL – IN – ONE FOR Dummies
T3. Jeff Mcherter (Author), Scott Gowell (Author), "Professional mobile Application Development" paperback, Wrox - Wiley India Private Limited
T4. Wei-Meng Lee (Author) "Beginning Android Application Development" Wrox – Wiley India Private Limited

Reference(s):

1. "C PROGRAMMING AND DATA STRUCTURES for BE Anna University R21CBCS (III-ECE/EEE - CS3353)" by A. A. Puntambekar (Technical Publications, 2022)
2. "Data Structures and Algorithms Using C" by Amitava Nag & Jyoti Prakash Singh (S. Chand Publishing)
3. "PROGRAMMING IN C AND DATA STRUCTURES" by B.K.Mathan Nagan and T.Mahalakshmi (Charulatha Publications)

E-Resources: <https://puniversity.informaticsglobal.com/login> Or <http://182.72.188.193/>

Course Code: CSE2281	Course Title: C Programming and Data Structure Type of Course: Lab	L- T- P- C	0	0	3	3
Version No.	1.0					

Course Prerequisites				
Anti-requisites	NIL			
Course Description	A "C Programming and Data Structures Lab" course aims to provide practical experience in implementing data structures and algorithms using the C programming language. The lab focuses on hands-on learning, enabling students to develop C applications, implement data structures like arrays, linked lists, stacks, queues, and trees, and apply sorting and searching algorithms. Students will also learn about memory management, file handling, and other advanced C programming concepts.			
Course Objective	The primary course objectives of a C Programming and Data Structure Lab are to equip students with practical programming skills in C, to enable them to implement various data structures, and to familiarize them with fundamental algorithms like sorting and searching. Specifically, the course aims to develop C applications, implement linear and non-linear data structures, understand tree operations, and implement sorting and searching algorithms.			
Course Outcomes	<p>On successful completion of the course the students shall be able to:</p> <p>C.O. 1: Explain the fundamental concepts of C programming, including data types, operators, control flow, and functions. [Understanding]</p> <p>C.O. 2: Develop C programs utilizing advanced features such as structures, unions, pointers, and file handling. [Application]</p> <p>C.O. 3: Implement various linear data structures like arrays, linked lists, stacks, and queues in C to solve specific problems. [Application]</p> <p>C.O. 4: Apply non-linear data structures such as binary trees and hashing techniques for efficient data organization and retrieval. [Application]</p> <p>C.O. 5: Analyze and implement different sorting and searching algorithms in C for efficient data manipulation. [Analysis]</p>			
Course Content:				
Module 1	C Programming Fundamentals	Assignment		10 Sessions
<p>Write a C program to declare variables of different data types (integer, float, char, double) and perform basic arithmetic operations (+, -, *, /). Display the results with appropriate formatting.</p> <p>Conditional Statements:</p> <p>Write a C program to determine if a given integer is positive, negative, or zero using if-else statements.</p> <p>Write a C program to find the largest of three numbers entered by the user using nested if-else or if-else if-else statements.</p> <p>Loops:</p> <p>Write a C program to print the first n natural numbers using a for loop.</p> <p>Write a C program to calculate the factorial of a given number using a while loop.</p> <p>Functions:</p> <p>Write a C program to define a function add(int a, int b) that returns the sum of two integers. Call this function from the main function and display the result.</p> <p>Write a C program to calculate the area of a circle using a function that takes the radius as input.</p> <p>Arrays:</p> <p>Write a C program to read 5 integer values into an array and display them.</p> <p>Write a C program to find the sum and average of elements in an integer array.</p> <p>An embedded system for a smart home needs to track the power consumption of three appliances over a day (in hourly intervals). Write a C program that takes 24 hourly power readings for each of the three appliances, stores them in 2D arrays, and then calculates and displays:</p> <p>The total power consumed by each appliance for the day.</p> <p>The appliance with the highest total power consumption.</p> <p>The average power consumption across all appliances for each hour.</p> <p>Scenario: Simple Calculator with Error Handling:</p>				

Develop a C program that acts as a simple calculator. It should take two numbers and an operator (+, -, *, /) as input. Implement functions for each operation. Include error handling to prevent division by zero and handle invalid operator input, displaying appropriate error messages.				
Module 2	C Programming - Advanced Features	Assignment		15 Sessions
<p>Define a structure to store the details of a student (roll number, name, marks in three subjects). Write a C program to read the details of a student and display them.</p> <p>Demonstrate the use of a union to store either an integer or a floating-point value and print the stored value.</p> <p>Pointers:</p> <p>Write a C program to demonstrate the use of pointers to access and modify the value of an integer variable.</p> <p>Write a C program to swap two numbers using pointers.</p> <p>Pointers and Arrays:</p> <p>Write a C program to access the elements of an array using pointer arithmetic.</p> <p>Write a C program to pass an array to a function using pointers and calculate the sum of its elements within the function.</p> <p>File Handling:</p> <p>Write a C program to create a text file and write a few lines of text into it.</p> <p>Write a C program to read the contents of a text file and display them on the console.</p> <p>Preprocessor Directives:</p> <p>Write a C program that uses #define to define a constant for the value of PI and uses it to calculate the area of a circle.</p> <p>Demonstrate the use of #include to include a standard header file (e.g., stdio.h, math.h).</p> <p>Higher-Level Thinking (Scenario-Based):</p> <p>Scenario: Data Logging for a Sensor:</p> <p>A temperature sensor is connected to a microcontroller. Write a C program that simulates reading temperature values at regular intervals (e.g., every 5 seconds). Store these readings along with a timestamp in a file. The program should also include a preprocessor directive to define the maximum number of readings to be stored.</p> <p>Scenario: Student Record Management using Structures and Files:</p> <p>Design a structure to store student records (name, roll number, total marks). Write a C program that allows the user to:</p> <p>Add new student records to a file.</p> <p>Read and display all student records from the file.</p> <p>Search for a student record based on their roll number.</p>				
Module 3	Linear Data Structures	Term paper/Assignment		15 Sessions
<p>Array-Based List Operations:</p> <p>Write a C program to implement a simple array-based list with operations to insert an element at the end, delete the last element, and display the list.</p> <p>Linked List Operations:</p> <p>Write a C program to create a singly linked list and perform the following operations:</p> <p>Insert a node at the beginning.</p> <p>Display all the nodes in the list.</p> <p>Stack Implementation using Arrays:</p> <p>Write a C program to implement a stack using an array with push and pop operations.</p> <p>Demonstrate the stack operations.</p> <p>Queue Implementation using Arrays:</p> <p>Write a C program to implement a queue using an array with enqueue and dequeue operations. Demonstrate the queue operations.</p> <p>Higher-Level Thinking (Scenario-Based):</p> <p>Scenario: Simulation of a Simple Call Center Queue:</p> <p>Model a simple call center queue using a linked list. Each node in the list represents a waiting customer. Implement functions to:</p> <p>Add a new customer to the queue (enqueue).</p> <p>Serve the next customer in the queue (dequeue).</p>				

<p>Display the current number of customers in the queue.</p> <p>Scenario: Undo/Redo Functionality using Stacks:</p> <p>Simulate a basic text editor's undo/redo functionality using two stacks. One stack will store the sequence of actions performed (e.g., typing a character), and the other will store the undone actions. Implement functions for type, undo, and redo.</p>			
Module 4	Non-Linear Data Structures	Term paper/Assignment	15 Sessions
<p>Binary Tree Traversal:</p> <p>Create a simple binary tree (manually insert a few nodes). Write C programs to perform inorder, preorder, and postorder traversals of the tree and print the node values.</p> <p>Binary Search Tree Operations:</p> <p>Write a C program to insert nodes into a binary search tree and then search for a specific key in the tree.</p> <p>Hashing:</p> <p>Implement a simple hash function and demonstrate the insertion of a few key-value pairs into a hash table using separate chaining.</p> <p>Sorting Algorithms:</p> <p>Write a C program to implement the insertion sort algorithm and sort a given array of integers.</p> <p>Write a C program to implement the bubble sort algorithm and sort a given array of integers.</p> <p>Searching Algorithms:</p> <p>Write a C program to implement linear search to find a given element in an array.</p> <p>Write a C program to implement binary search to find a given element in a sorted array.</p> <p>Higher-Level Thinking (Scenario-Based):</p> <p>Scenario: Representing a Circuit Hierarchy using Trees:</p> <p>Consider an electronic circuit with components and sub-circuits. Design a tree structure where each node represents a component or a sub-circuit. The root can represent the main circuit.</p> <p>Write a C program to:</p> <p>Create a representation of a simple circuit hierarchy (manually insert nodes).</p> <p>Implement a function to traverse the tree and print the names of all the components in a specific order (e.g., preorder to represent the overall structure first).</p> <p>Scenario: Efficient Data Retrieval for Component Database using Hashing:</p> <p>Imagine a database storing information about electronic components (part number, description, cost). Implement a hash table to store and retrieve component information based on the part number. Handle collisions using separate chaining. Write functions to:</p> <p>Insert new component information.</p> <p>Retrieve component information given a part number.</p> <p>Scenario: Sorting Electronic Components based on Value:</p> <p>You have an array of electronic components, each with a specific value (e.g., resistance, capacitance). Write a C program to sort these components in ascending order of their value using an efficient sorting algorithm like quicksort or mergesort.</p>			
<p>Text Book(s):</p> <ol style="list-style-type: none"> 1. "C PROGRAMMING AND DATA STRUCTURES for BE Anna University R21CBCS (III-ECE/EEE - CS3353)" by A. A. Puntambekar (Technical Publications, 2022) 2. "Data Structures and Algorithms Using C" by Amitava Nag & Jyoti Prakash Singh (S. Chand Publishing) 3. "PROGRAMMING IN C AND DATA STRUCTURES" by B.K.Mathan Nagan and T.Mahalakshmi (Charulatha Publications) 			

Course Code: CSE1700	Course Title: Essentials of AI Type of Course: Program Core Course - Theory		L-T-P-C	3	0	0	3
Version No.	1.0						
Course Pre-requisites	NIL						
Anti-requisites	NIL						
Course Description	This course introduces the student to the basics of artificial intelligence. In this course, the student first learns the various search methods for problem-solving, followed by knowledge-based logic representations. After that, the student will learn about uncertainty in AI, as well as approaches to solve such challenges such as Naïve Bayes Classifier and Hidden Markov Models. Topics: Uninformed search, Heuristic search, Local search, Adversarial search, Constraint satisfaction, logic, First Order Resolution, Probability, Naïve Bayes Classifier, and Hidden Markov Model (HMM).						
Course Objectives	The objective of the course is EMPLOYBILITY of student by using EXPERIENTIAL LEARNING techniques.						
Course Out Comes	On successful completion of this course the students shall be able to: 1. Explain different methods of searching, proving, and analysis in AI [Understand] 2. Implement various graphical and adversarial search algorithms. [Apply] 3. Prove, by resolution, different situations using First Order Logic [Apply] 4. Solve sequence labeling problems using HMM [Apply]						
Course Content:							
Module 1	Search Methods for Problem-Solving	Problem-Solving Tests	NPTEL Assignments	No. of Sessions: 13			
Introduction – History of AI, Agents and Environment, Types of AI and Learning. State Space Search; General Formulation of Search Problems; Data Structures used in Searching. Uninformed Search Algorithms – Breadth First Search, Depth First Search, Uniform Cost Search, Generalized Uniform Cost Search (a.k.a Dijkstra’s Single-Source Shortest Path), Iterative Deepening Depth-First Search, Time and Space Complexity Analysis of Uninformed Search Algorithms. Heuristic Search Algorithms – Heuristics and Admissibility, Greedy Best-First Search, A* Search and weighted A* Search.							
Module 2	Advanced Search Methods	Problem-Solving Tests	NPTEL Assignments	No. of Sessions: 12			
Local Search – Local Search, Hill Climbing, Genetic Algorithms, Gradient Descent. Adversarial Search – Minimax Search, Alpha-Beta Pruning, Ideal Ordering. Constraint Satisfaction – Constraint Satisfaction Problems Definitions and Examples – Map Colouring, N Queens, Cryptarithmic, Generalized CSP; Back-tracking Heuristics; Arc Consistency and Path Consistency							
Module 3	Knowledge-Based Logic Representation	Automated Theorem Proving using FOL Resolution	NPTEL Assignments	No. of Sessions: 10			
Propositional Logic – Syntax and Semantics of Propositional Logic. Logical connectives. Inference Rules. Conjunctive and Disjunctive Normal Forms. First Order Logic – Syntax and Semantics of Propositional Logic. Logical connectives. Inference Rules. Conjunctive and Disjunctive Normal Forms. Resolution – Resolution Principle. Propositional and First Order Resolution. Applications for solving story problems using Resolution							

Module 4	Uncertainty in AI	Representing problems as HMM	NPTEL Assignments	No. of Sessions: 06
Probability – Probability Definitions. Conditional Probability. Bayes Theorem. Naïve Bayes Classifier. Using Naïve Bayes Classifier for Supervised Learning. Hidden Markov Models – Definition of HMM. Sequence Labeling and Markov Assumption. Sub-Problems in HMM and their solutions – Forward Probability and Viterbi Algorithm. Applications of Sequence Labeling in Natural Language Processing (Eg. Part-of-Speech Tagging). Introduction to Deep Learning – Artificial Neurons, Activation Functions, Multilayer Perceptron.				
Targeted Application & Tools that can be used: <ol style="list-style-type: none"> 1. Implementation of a shortest-path finder using different search algorithms. 2. Implementation of a sequence labeler using Viterbi Algorithm. 				
Project work/Assignment: Mention the Type of Project /Assignment proposed for this course <ol style="list-style-type: none"> 1. Group project on one of the topics mentioned above (Eg. Adversarial search). 				
Textbook(s): <ol style="list-style-type: none"> 1. Stuart Russel and Peter Norvig. <i>Artificial Intelligence: A Modern Approach</i>. 4th Edition. Pearson Education. 2022. 2. Lavika Goel. <i>Artificial Intelligence: Concepts and Applications</i>. 1st Edition. Wiley. 2021. 3. Elaine Rich, Kevin Knight and Shivashankar B Nair. <i>Artificial Intelligence</i>. 4th Edition. MedTech Science Press. 2024. 				
References: <ol style="list-style-type: none"> 1. Deepak Khemani. <i>A First Course in Artificial Intelligence</i>. 1st Edition. 6th Reprint, 2018. 2. Munesh Chandra Trivedi. <i>A Classical Approach to Artificial Intelligence</i>. 2nd Edition. Khanna Publishers. 2018. 3. George Luger. <i>Artificial Intelligence: Structures and Strategies for Complex Problem Solving</i>. 6th Edition. Pearson Education. 2021. 				
Weblinks <ol style="list-style-type: none"> 1. NPTEL Courses: Mausam (IIT Delhi), "An Introduction to Artificial Intelligence" Link: https://nptel.ac.in/courses/106102220. 2. Shyamanta M. Hazarika (IIT Guwahati), "Fundamentals of Artificial Intelligence". Link: https://nptel.ac.in/courses/112103280. Useful for the full course. 3. Deepak Khemani (IIT Madras), "Artificial Intelligence: Search Methods for Problem-Solving". Link: https://nptel.ac.in/courses/106106226. Useful for Module 1 and 2 4. Deepak Khemani (IIT Madras), "Artificial Intelligence: Knowledge Representation and Reasoning". Link: https://nptel.ac.in/courses/106106140. Useful for Module 3. 5. Deepak Khemani (IIT Madras), "AI: Constraint Satisfaction". Link: https://nptel.ac.in/courses/106106158. Useful for Module 2. 				
Catalogue prepared by	Dr. Sandeep Albert Mathias			
Recommended by the Board of Studies on	BOS NO: SOCSE 2 nd BOS held on 17/03/25			
Date of Approval by the Academic Council	Academic Council Meeting No 21, Dated 17/03/25			

Course Code: CSE1701	Course Title: Essentials of AI Lab Type of Course: Program Core Course - Lab	L-T-P- C	0	0	2	1
Version No.	1.0					
Course Pre-requisites	NIL					
Anti-requisites	NIL					
Course Description	<p>This course introduces the student to the basics of artificial intelligence. In this course, the student first learns the various search methods for problem-solving, followed by knowledge-based logic representations. After that, the student will learn about uncertainty in AI, as well as approaches to solve such challenges such as Naïve Bayes Classifier and Hidden Markov Models.</p> <p>Topics: Uninformed search, Heuristic search, Local search, Adversarial search, Constraint satisfaction, logic, First Order Resolution, Probability, Naïve Bayes Classifier, and Hidden Markov Model (HMM).</p>					
Course Objectives	The objective of the course is EMPLOYBILITY of student by using EXPERIENTIAL LEARNING techniques.					
Course Out Comes	<p>On successful completion of this course the students shall be able to:</p> <ol style="list-style-type: none"> 5. Explain different methods of searching, proving, and analysis in AI [Understand] 6. Implement various graphical and adversarial search algorithms. [Apply] 7. Prove, by resolution, different situations using First Order Logic [Apply] 8. Solve sequence labeling problems using HMM [Apply] 					
Course Content: Sessions: 15 (30 hours)						No. of
<p>Experiment No. 1: File Handling Level 1: Read text files using Python Level 2: Parse text files using Python</p> <p>Experiment No. 2: Implementation of Graph Representations Level 1: Implement graph representations by taking input from the console Level 2: Implement graph representations by taking input from files.</p> <p>Experiment No. 3 & 4: Implementation of Uninformed Search Algorithms Level 1: Implement uninformed search algorithms – BFS and DFS – on unweighted graphs. Level 2: Implement uninformed search algorithms – Uniform Cost Search and Dijkstra’s SSSP – on weighted graphs</p> <p>Experiment No. 5: Implementation of Heuristic Search Algorithms Level 1: Calculate the upper-bounds of admissible heuristics using Dijkstra’s SSSP. Level 2: Implement Greedy Best-First Search and A* Search Algorithms.</p> <p>Experiment No. 6 & 7: Implementation of Adversarial Search Level 1: Implement a Game Tree Level 2: Perform Alpha-Beta Pruning and Ideal Ordering</p> <p>Experiment No. 8 & 9: Implementation of a CSP Solver Level 1: Implement a CSP solver to solve a cryptarithmic problem Level 2: Implement a CSP solver for map colouring</p> <p>Experiment No. 10: Using Python Packages for CSP Level 1: Implement a CSP solver for Sudoku Level 2: Implement a CSP solver for Addoku</p>						

<p>Experiment No. 11: Implement a Family Tree Parser Level 1: Perform logic programming using logpy. Level 2: Implement a family tree parser</p> <p>Experiment No. 12 & 13: Implement a Decision Maker Level 1: Implement a Minesweeper solver Level 2: Implement a Battleship solver</p> <p>Experiment No. 14 & 15: Hidden Markov Model Level 1: Implement a generic HMM Level 2: Build a PoS Tagger using a HMM with the Brown Corpus and the Universal Dependencies Tagset.</p>	
<p>Targeted Application & Tools that can be used:</p> <ol style="list-style-type: none"> 3. Google Colab 4. Python IDEs like PyCharm 	
<p>Project work/Assignment: Mention the Type of Project /Assignment proposed for this course The course is a lab-based course with all the assessments centrally evaluated. Every experiment consists of two sessions. The first session involves exploring a solution to the problem. The second session involves solving a particular problem.</p>	
<p>Textbook(s):</p> <ol style="list-style-type: none"> 1. Stuart Russel and Peter Norvig. <i>Artificial Intelligence: A Modern Approach</i>. 4th Edition. Pearson Education. 2022. 2. Prateek Joshi and Alberto Artasanchez. <i>Artificial Intelligence with Python</i>. 2nd Edition. Packt. 2020. 	
<p>References:</p> <ol style="list-style-type: none"> 1. Deepak Khemani. <i>A First Course in Artificial Intelligence</i>. 1st Edition. 6th Reprint, 2018. 2. Munesh Chandra Trivedi. <i>A Classical Approach to Artificial Intelligence</i>. 2nd Edition. Khanna Publishers. 2018. 	
Catalogue prepared by	Dr. Sandeep Albert Mathias
Recommended by the Board of Studies on	BOS NO: SOCSE 2 nd BOS held on 17/03/25
Date of Approval by the Academic Council	Academic Council Meeting No 21, Dated 17/03/25

Course Code: CSE1500	Course Title: Computational Thinking using Python Type of Course: ESC	L-T-P-C	2	0	2	3
Version No.	1.0					
Course Pre-requisites	Nil					
Anti-requisites	NIL					
Course Description	The course efficiently introduces fundamental ideas including conditionals, loops, functions, lists, strings, and tuples through some inspiring examples. It then discusses dynamic programming like handling exceptions and file usage. In terms of data structures, the course covers Python dictionaries, classes, and objects for constructing user-defined datatypes like linear and binary search.					
Course Object	The objective of the course is to familiarize the learners with the concepts of Computational Thinking using Python and attain Skill Development through Participative Learning techniques.					
Course Out Comes	On successful completion of the course the students shall be able to: 1) Describe algorithmic solutions for basic computing issues.. (Understand) 2) Explain data types and operators. (Understand) 3) Demonstrate control structures and Functions. (Apply) 4) Apply the data structures for the given data. (Apply) 5) Demonstrate the file operations. (Apply)					
Course Content:						
Module 1	Computational Thinking And Problem Solving	Assignment		Programming	6 Sessions	
<u>Topics:</u> Fundamentals of Computing– Identification of Computational Problems Algorithms, building blocks of algorithms (statements, state, control flow, functions), notation (pseudo code, flow chart, programming language), algorithmic problem solving, simple strategies for developing algorithms (iteration, recursion). Illustrative problems: find minimum in a list, insert a card in a list of sorted cards, guess an integer number in a range, Towers of Hanoi						
Module 2	Datatypes, Expressions, Statements	Assignment		Programming	6 Sessions	
<u>Topics:</u> Python interpreter and interactive mode, debugging; values and types: int, float, boolean, string , and list; variables, expressions, statements, tuple assignment, precedence of operators, comments; Illustrative programs: exchange the values of two variables, circulate the values of n variables, distance between two points.						
Module 3	Control flow, Functions, Strings	Assignment		Programming	6 Sessions	
<u>Topics:</u> Conditionals: Boolean values and operators, conditional (if), alternative (if else),chained conditional (if-elif-else);Iteration: state, while, for, break, continue, pass; Fruitful functions: return values, parameters, local and global scope, function composition, recursion; Strings: string slices, immutability, string functions and methods, string module; Lists as arrays. Illustrative programs: square root, gcd, exponentiation, sum an array of numbers, linear search, binary search.						
Module 4	Lists, Tuples, Dictionaries	Assignment		Programming	6 Sessions	

Topics: Lists: list operations, list slices, list methods, list loop, mutability, aliasing, cloning lists, list parameters; Tuples: tuple assignment, tuple as return value; Dictionaries: operations and methods; advanced list processing- list comprehension; Illustrative programs: simple sorting, histogram, Students marks statement, Retail bill preparation.				
Module 5	Files	Assignment	Programming	6 Sessions
Files and exceptions: text files, reading and writing files, format operator; command line arguments, errors and exceptions, handling exceptions, modules, packages; Illustrative programs: word count, copy file, Voter's age validation, Marks range validation (0-100).				
Project work/Assignment:				
1. Assignment 1 on (Module 1 and Module 2) 2. Assignment 2 on (Module 3 and Module 4 & 5)				
Text Book 1. Paul Deitel and Harvey Deitel, "Python for Programmers", Pearson Education, 1st Edition, 2021 2. Eric Matthes, Python Crash Course,: A Hands-On, Project-Based Introduction to Programming, 3rd Edition, 2023				
References 1. Allen B. Downey, "Think Python: How to Think like a Computer Scientist", 2nd Edition, O'Reilly Publishers, 2016. 2. Karl Beecher, "Computational Thinking: A Beginner's Guide to Problem Solving and Programming", 1st Edition, BCS Learning & Development Limited, 2017. Web Resources W1. https://onlinecourses.nptel.ac.in/noc20_cs70/preview				
Topics relevant to development of "Employability": Data structures using python. Topics relevant to "PROFESSIONAL ETHICS": Naming and coding convention for simple programs using python.				

Program Core Courses

Course Code: EEE2500	Course Title: Network Theory Type of Course: Professional Core & Theory only		L-T- P-C	3	1	0	4
Version No.	1.0						
Course Pre-requisites	MAT2301-Calculus and Differential Equation						
Anti-requisites	NIL						
Course Description	This Course aims at obtaining the solutions to problems in electrical networks using various network reduction techniques and theorems. The course is both conceptual and analytical in nature and uses the basic knowledge on mathematics to analyse electrical circuits.						
Course Objective	The objective of the course is to familiarize the learners with the concepts of Network Theory and attain Skill Development through Problem Solving methodologies						
Course Out Comes	On successful completion of the course the students shall be able to: 1] Describe various network reduction techniques to reduce the complexity of circuits 2] Apply various network theorems to electrical networks. 3] Examine the behaviour of electric circuits for DC and AC excitation. 4] Outline the parameters of two port network and relation between Voltage, current and power in poly phase circuits.						
Course Content:							
Module1	Module:1 Network Reduction Techniques:	Assignment	Quiz	9L+3T Sessions			
Topics: Types of electric circuit elements and sources, Source transformation, mesh analysis, Nodal analysis							
Module2	Module: 2 Network theorems:	Assignment	Simulation	12L+4T Sessions			
Topics: Statement of all Network Theorems, Explanation of Super position theorem, Thevenin's theorem, Maximum power transfer theorem and numerical examples on these theorems (DC &AC)							
Module3	Module:3TransientAnalysis and Resonance	Assignment	Programming/Simulation	12L+4T Sessions			
Topics: Initial conditions, transient analysis of RL, RC circuits, Laplace transforms of RL, RC circuits with step input, Concept of Resonance and frequency response for sinusoidal input.							
Module4	Module:4 Two port networks	Assignment	Quiz	12L+4T Sessions			
Topics: Introduction, Z parameters-parameters, ABCD parameters and h-parameters. Analysis of Poly Phase circuits: Voltage, Current and Power relations in a balanced Star band Delta connected load.							
Targeted Application & Tools that can be used: Application Area is Electrical appliances used in residential properties, DC and AC circuits for Power electronic converters, Spark plug in automobiles, Battery Management system in Electric Vehicles. Professionally Used Software: Multisim, MATLAB Simulink							
Textbooks 1. Ravish.R.Singh,"ElectricalNetworks",McgrawHillcompany,2009							

2. Charles K Alexander and Matthew NO Sadiku" Fundamentals of Electric Circuits (4 th) Edition	
References 1. VanValkenberg, "NetworkAnalysis", PrenticeHall, 1974. PHI 2. J.A. Edminister, "Theory and Problems of Electric Circuits", Schaum's Outline Series, 4th Edition. Online resources 1. https://puniversity.informaticsglobal.com:2069/search/searchresult.jsp?newsearch=true&queryText=electric%20circuit%20analysis 2. https://www.tutorialspoint.com/network_theory/index.htm 3. https://nptel.ac.in/courses/108/105/108105159/ 4. Case Study https://www.scribd.com/document/420348012/Case-Study 5. E book: Electric Circuits: A Primer, Olivier, J. C , 2018 https://presiuniv.knimbus.com/user#/home	
Topics relevant to "SKILL DEVELOPMENT" : Network Reduction Techniques and Source transformation for Skill Development through Problem Solving methodologies. This is attained through assessment component mentioned in Course Plan.	
Catalogue prepared by	Mr. Bishakh Paul
Recommended by the Board of Studies on	
Date of Approval by the Academic Council	

Course Code: ECE2021	Course Title: Digital Electronics Type of Course: Program Core Theory only	L-T-P-C	3	0	0	3
Version No.	2.0					
Course Pre-requisites	[1] Elements of Electronics/Electrical Engineering, 2] Basic concepts of number representation, Boolean Algebra					
Anti-requisites	NIL					
Course Description	<p>Digital Electronics: Learning of basics in digital electronic circuits that are used to process the digital signals. The course is designed to be one of the core course in electronics/ electrical engineering.Successful completion will provide the necessary foundation for more specialist learning in digital microelectronics, computer and communication engineering.The purpose of this course is to support the students to exhibit the Boolean Logic. The course is analytical in nature and needs fair knowledge of Boolean Theorems. The course shields theory and laboratory for Digital Electronics including basic principles, analysis and design.</p> <p>Further it covers the different methods of Boolean function simplification- Study and classification of Digital circuits- Design and Implementations of Digital Logic circuits-Programmable logic circuit</p> <p>The course also enhances the Design, Implementation and Programming abilities through laboratory assignments. The associated laboratory provides an opportunity to certify the theoreticknowledge.</p>					
Course Objective	The objective of the course is to familiarize the learners with the concepts of Digital Electronics and attain SKILL DEVELOPMENT through EXPERIENTIAL LEARNING .					
Course Outcomes	On successful completion of this course the students shall be able to: i.Discuss the concepts of number systems, Boolean algebra and logic gates. ii.Apply minimization techniques to simplify Boolean expressions. iii.Demonstrate the Combinational circuits for a given logic iv.Illustrate the Sequential and programmable logic circuits					
Course Content:						
Module 1	Fundamentals of Number systems- Boolean algebra and digital logic	Application Assignment	Data Analysis task		8classes	
Topics: Introduction to Number systems, Number base conversions, complement of numbers, Binary Codes, Boolean theorems and Boolean algebra, Boolean functions- canonical and standard forms, Digital logic gates. [Bloom's level selected: Knowledge]						
Module 2	Boolean function simplification	Application Assignment	Data Analysis task		12 Classes	
Topics: Introduction, two variable, three variable, four variable K-Map - Don't care conditions. -NAND & NOR Implementation. [Bloom's level selected: Application]						
Module 3	Combinational Logic circuits:	Application Assignment	Programming Task & Data Analysis task		10 Classes	
Introduction to Combinational circuits, Analysis, Design procedure, Binary Adder and Subtractor, Magnitude comparator,Multiplexers-Demultiplexers, Encoders - Decoders, HDL Models of combinational circuits. [Bloom's level selected: Application]						
Module 4	Sequential and Programmable logic circuits:	Application Assignment	Programming Task & Data Analysis task		15Classes	
Introduction to sequential circuits, Storage elements: latches and flip flops, Characteristic tables, characteristic equations, excitation table,Analysis of clocked sequential circuits, Mealy & Moore Models of finite state machines- Registers & Counters- HDL Models of Sequential circuits-ROMs, PLDs &PLAs. [Bloom's level selected: Application]						
Text Book(s):						

1. Mano, M. Morris and Ciletti Michael D., " <i>Digital Design</i> ", Pearson Education, 6 th edition 2. Thomas L. Floyd "DIGITAL LOGIC DESIGN", Pearson Education, fourth edition.	
Reference(s): Reference Book(s): R1. Jain, R. P., " <i>Modern Digital Electronics</i> ", McGraw Hill Education (India), 4 th Edition R2. Roth, Charles H., Jr and Kinney Larry L., " <i>Fundamentals of logic Design</i> ", Cengage Learning, 7 th Edition	
Online Resources (e-books, notes, ppts, video lectures etc.): 1. eBook1: Mano, M. Morris and Ciletti Michael D., " <i>Digital Design</i> ", Pearson Education. 2. {[PDF] Digital Design By M. Morris Mano, Michael D Ciletti Book Free Download } 3. eBook2:Floyd "DIGITAL LOGIC DESIGN" fourth edition- ePub, eBook- [PDF] DIGITAL LOGIC DESIGN FOURTH EDITION FLOYD abri.engenderhealth.org . 4. NPTEL Course- NPTEL :: Electrical Engineering - NOC:Digital Electronic Circuits 5. Digital Logic Design PPT Slide 1 (iare.ac.in) 6. Lab Tutorial: Multisim Tutorial for Digital Circuits - Bing video CircuitVerse - Digital Circuit Simulator online Learn Logisim ► Beginners Tutorial Easy Explanation! - Bing video Digital Design 5: LOGISIM Tutorial & Demo 7. https://presiuniv.knimbus.com/user#/home	
E-content: 1. Z. Xin-Li and W. Hong-Ying, "The Application of Digital Electronics in Networking Communication," 2016 Eighth International Conference on Measuring Technology and Mechatronics Automation (ICMTMA), 2016, pp. 684-687, doi: 10.1109/ICMTMA.2016.168. 2. An encoding technique for design and optimization of combinational logic circuit DipayanBhadra;Tanvir Ahmed Tarique;Sultan Uddin Ahmed;Md. Shahjahan;KazuyukiMurase2010 13th International Conference on Computer and Information Technology (ICCIT) 3. A. Matrosova and V. Provkina, "Applying Incompletely Specified Boolean Functions for Patch Circuit Generation," 2021 IEEE East-West Design & Test Symposium (EWDTS), 2021, pp. 1-4, doi: 10.1109/EWDTS52692.2021.9581029. 4. A. Matrosova, V. Provkina and E. Nikolaeva, "Masking Internal Node Faults and Trojan Circuits in Logical Circuits," 2019 IEEE East-West Design & Test Symposium (EWDTS), 2019, pp. 1-4, doi: 10.1109/EWDTS.2019.8884434.	
Topics relevant to "SKILL DEVELOPMENT": Adders, Multiplexers, Decoders / Encoders; Flip-Flops, Counters and Registers for Skill Development through Experiential Learning techniques. This is attained through assessment component mentioned in course handout.	
Catalogue prepared by	Dr.G.Muthupandi
Recommended by the Board of Studies on	BOS Meeting NO: 12th BOS held on 10/08/2021
Date of Approval by the Academic Council	Academic Council Meeting No. 16th , Dated 23/10/2021

Course Code: ECE2051	Course Title: Digital Electronics Lab Type of Course: Program Core	L-T-P- C	0	0	2	1
Version No.	1.0					
Course Pre-requisites	[1] Elements of Electronics/Electrical Engineering, 2] Basic concepts of number representation, Boolean Algebra					
Anti-requisites	NIL					
Course Description	<p>Digital Electronics: Learning of basics in digital electronic circuits that are used to process the digital signals. The course is designed to be one of the core course in electronics/ electrical engineering. Successful completion will provide the necessary foundation for more specialist learning in digital microelectronics, computer and communication engineering. The purpose of this course is to support the students to exhibit the Boolean Logic. The course is analytical in nature and needs fair knowledge of Boolean Theorems. The course shields theory and laboratory for Digital Electronics including basic principles, analysis and design.</p> <p>Further it covers the different methods of Boolean function simplification- Study and classification of Digital circuits- Design and Implementations of Digital Logic circuits-Programmable logic circuit</p> <p>The course also enhances the Design, Implementation and Programming abilities through laboratory assignments. The associated laboratory provides an opportunity to certify the theoreticknowledge.</p>					
Course Objective	The objective of the course is to familiarize the learners with the concepts of Digital Electronics and attain SKILL DEVELOPMENT through EXPERIENTIAL LEARNING .					
Course Outcomes	<p>On successful completion of this course the students shall be able to:</p> <ol style="list-style-type: none"> 1. Demonstrate the importance of Logic gates and Boolean laws in digital circuit design 2. Develop the Small Scale Integrated Circuits for real-time Arithmetic operators 3. Make use of Medium Scale Integrated Circuits for Digital Engineering applications 4. Implement the sequential circuits for registers, memories and counters using physical ICs 5. Examine the performance of combinational circuits using EDA tools 6. Analyze the parameter characteristics of sequential circuits using EDA tools 					
Course Content:	<p>List of LaboratoryTasks:</p> <p>Experiment NO 1: Verify the Logic Gates truth table Level 1: By using Digital Logic Trainer kit Level 2: By using Analog devices like RPS, Volt meter, Resistors and ICs</p> <p>Experiment No. 2: Verify the Boolean Function and Rules Level 1: By using Digital Logic Trainer kit Level 2: By using Analog devices like RPS, Volt meter, Resistors and ICs</p> <p>Experiment No. 3: Design and Implementations of HA/FA Level 1: By using basic logic gates and Trainer Kit Level 2: By using Universal logic gates and Trainer Kit</p> <p>Experiment No. 4: Design and Implementations of HS/FS Level 1: By using basic logic gates and Trainer Kit Level 2: By using Universal logic gates and Trainer Kit</p> <p>Experiment No. 5: Design and Implementations of combinational logic circuit for specifications Level 1: Specifications given in the form of Truth table Level 2: Specification should be extracted from the given scenario</p>					

Experiment No. 6: Study of Flip flops

Experiment No. 7: Design and Implementations of synchronous counter using JK flipflop

Level 1: TWO bit up counter/Down counter

Level 2: FOUR bit up counter/Down counter

Experiment No.8: HDL coding for basic combinational logic circuits

Level 1: Gate level Modeling

Level 2: Behavioral Modeling

Experiment No.9: HDL coding for basic sequential logic circuit

Level 1: Gate level Modeling

Level 2: Behavioral Modeling

Text Book(s):

2. Mano, M. Morris and Ciletti Michael D., "*Digital Design*", Pearson Education, 6th edition

3. Thomas L. Floyd "DIGITAL LOGIC DESIGN", Pearson Education, fourth edition.

Reference(s):

Reference Book(s):

R1. Jain, R. P., "*Modern Digital Electronics*", McGraw Hill Education (India), 4th Edition

R2. Roth, Charles H., Jr and Kinney Larry L., "*Fundamentals of logic Design*", Cengage Learning, 7th Edition

Online Resources (e-books, notes, ppts, video lectures etc.):

2. eBook1: Mano, M. Morris and Ciletti Michael D., "*Digital Design*", Pearson Education.

3. {[PDF] [Digital Design By M. Morris Mano, Michael D Ciletti Book Free Download](#)}

4. eBook2:Floyd "DIGITAL LOGIC DESIGN" fourth edition- ePub, eBook- [PDF] DIGITAL

E-content:

1 Z. Xin-Li and W. Hong-Ying, "The Application of Digital Electronics in Networking Communication," 2016 Eighth International Conference on Measuring Technology and Mechatronics Automation (ICMTMA), 2016, pp. 684-687, doi: 10.1109/ICMTMA.2016.168.

2 An encoding technique for design and optimization of combinational logic circuit DipayanBhadra;Tanvir Ahmed Tarique;Sultan Uddin Ahmed;Md. Shahjahan;KazuyukiMurase2010 13th International Conference on Computer and Information Technology (ICCIT)

3 Matrosova and V. Provkina, "Applying Incompletely Specified Boolean Functions for Patch Circuit Generation," 2021 IEEE East-West Design & Test Symposium (EWDTS), 2021, pp. 1-4, doi: 10.1109/EWDTS52692.2021.9581029.

4 Matrosova, V. Provkina and E. Nikolaeva, "Masking Internal Node Faults and Trojan Circuits in Logical Circuits," 2019 IEEE East-West Design & Test Symposium (EWDTS), 2019, pp. 1-4, doi: 10.1109/EWDTS.2019.8884434.

Topics relevant to "SKILL DEVELOPMENT": Adders, Multiplexers, Decoders / Encoders; Flip-Flops, Counters and Registers for Skill Development through Experiential Learning techniques. This is attained through assessment component mentioned in course handout.

Catalogue prepared by

Dr.G.Muthupandi

Recommended by the Board of Studies on

BOS Meeting NO: 12th BOS held on 10/08/2021

Date of Approval by the Academic Council

Academic Council Meeting No. 16th , Dated 23/10/2021

Course Code: ECE2020	Course Title: Signals and Systems Type of Course: Program Core		L-T-P-C	3	0	0	3
Version No.	2.0						
Course Pre-requisites	An understanding of basic concepts of linear circuits as examples of linear systems and a familiarity with complex numbers and calculus, including power series are desirable.						
Anti-requisites	NIL						
Course Description	This is an undergraduate level course that builds a mathematical foundation for understanding and analysing any physical system. This course will teach signal/system properties, sampling, frequency transforms and responses, feedback, control applications as well as computer analysis using MATLAB/Python. The course feeds into several applications, including Data Science, Machine Learning, Communications, Networks and Systems.						
Course Objective	The objective of the course is SKILL DEVELOPMENT of student by using PARTICIPATIVE LEARNING techniques						
Course Outcomes	On successful completion of this course the students shall be able to: 1. Describe basic operations on discrete-time signals and linear time invariant (LTI) systems 2. Determine the stability of the Linear Time Invariant (LTI) systems using their frequency responses. 3. Apply Fourier series to manipulate continuous time signals in frequency domain 4. Employ Fourier Transform to discrete time signals for frequency domain analysis. 5. Analyze LTI systems using Laplace transform and Z transform. 6. Analyze the transfer function to identify the type of filter						
Course Content:							
Module 1	Introduction to Signals and Systems	Assignment	Memory Recall based Quizzes	14 Sessions			
Topics: Classification of signals, useful signal operations, Exponential and sinusoidal signals, Unit step and unit step functions, Basic system properties. Zero-input and zero-state response, unit impulse response, convolution, Graphical method for convolution, stability of systems, Response time and Rise time of system.							
Module 2	Fourier Series and Fourier Transform	Assignment / Quiz	Design and analysis of parameters (simulation)	19 Sessions			
Topics: Linear time invariant systems to complex exponential signals, Fourier series representation of continuous time periodic signals, Convergence and properties of continuous-time Fourier series, Discrete time Fourier series and its properties, Representation of aperiodic signal, Fourier transform and its properties, Fourier transform of some useful signals, Generalized Fourier series: signals vs vectors, Modulation, System characterization. Representation of aperiodic signal, Discrete-time Fourier transform and its properties, Sampling, Duality in discrete-time Fourier series.							
Module 3	Laplace and z-transform	Assignment	Memory Recall based Quizzes	9 Sessions			

	and Filter Design			
<p>Topics: Laplace transform, ROC, Inverse Laplace transform, Filter design by placements of poles and zeros of system functions, properties of Laplace transform, analysis and characterization of LTI systems using Laplace transform, unilateral Laplace transform. Z-transform, properties of z- transform, Frequency response from pole-zero location, analysis and characterization of LTI systems using z-transform, unilateral z-transform. IIR/ FIR Filters.</p>				
<p>Text Books: 1. Alan V Oppenheim, Alan S Willsky and S.Hamid Nawab, "Signals and systems", Pearson Education, 2nd edition, 2003</p>				
<p>Reference Books: 1. B P Lathi, "Linear Systems and Signals" (The Oxford Series in Electrical and Computer Engineering) 2004 2. Signals and systems, second edition - Simon Haykin, Barry VanVeen, Wiley, Wiley India, 2007</p>				
<p>Online Resources (e-books, notes, ppts, video lectures etc.): 1. Signals and Systems MIT OpenCourseWare 2. Signals and Systems Electrical Engineering and Computer Science MIT OpenCourseWare 3. https://presiuniv.knimbus.com/user#/home</p>				
<p>E-content: 1. L. Santhosh and A. Thomas, "Implementation of radix 2 and radix 22 FFT algorithms on Spartan6 FPGA," 2013 Fourth International Conference on Computing, Communications and Networking Technologies (ICCCNT), 2013, pp. 1-4, doi: 10.1109/ICCCNT.2013.6726840. 2. Saeed, Ahmed, et al. "Efficient fpga implementation of fft/fft processor." International Journal of circuits, systems and signal processing 3.3 (2009): 103-110. 3. S. Bouguezel, M. O. Ahmad and M. N. S. Swamy, "An Alternate Approach for Developing Higher Radix FFT Algorithms," APCCAS 2006 - 2006 IEEE Asia Pacific Conference on Circuits and Systems, 2006, pp. 227-230, doi: 10.1109/APCCAS.2006.342373.</p>				
Topics related to development of "EMPLOYABILITY": CTFT, CTFS, DTFT, DTFS, Laplace Transform and Z Transform				
Catalogue prepared by	Mrs. Pallabi Kakati			
Recommended by the Board of Studies on	12th BOS held on 10/08/2021			
Date of Approval by the Academic Council	Meeting No. 16th , Dated 23/10/2021			

Course Code: ECE2550	Course Title: Signals and Systems Lab Type of Course: Program Core Laboratory	L-T-P-C	0	0	2	1
Version No.	1.0					
Course Pre-requisites	An understanding of basic concepts of linear circuits as examples of linear systems and a familiarity with complex numbers and calculus, including power series are desirable.					
Anti-requisites	NIL					
Course Description	This is an undergraduate level course that builds a mathematical foundation for understanding and analysing any physical system. This course will teach signal/system properties, sampling, frequency transforms and responses, feedback, control applications as well as computer analysis using MATLAB/Python. The course feeds into several applications, including Data Science, Machine Learning, Communications, Networks and Systems.					
Course Objective	The objective of the course is SKILL DEVELOPMENT of student by using PARTICIPATIVE LEARNING techniques					
Course Outcomes	On successful completion of this course the students shall be able to: <div><div>1. Recognize appropriate MATLAB statements to carry out different arithmetic and logical operations</div><div>2. Sketch the Frequency response of fundamental signals and sequences using Fourier transform</div><div>3. Apply the properties of Fourier Transform and Laplace transform to study fundamental signals</div><div>4. Apply the properties of DTFT to study fundamental signals.</div><div>5. Demonstrate the convolution operation in time domain using MATLAB</div><div>6. Analyze the corelation operation between two signals and sequences in time domain</div></div>					
Course Content:						
List of Laboratory Tasks: Experiment No 1: BASIC OPERATIONS ON MATRICES Level1: Declare a matrix in MATLAB Level2: Do matrix operations and quantify the results. Experiment No 2: GENERATION OF VARIOUS SIGNALS AND SEQUENCES Level1: Draw a time axis and plot a continuous function. Level2: Discretize the continuous function. Experiment No 3: FOURIER TRANSFORMS AND INVERSE FOURIER TRANSFORM Level1: Compute the Fourier transform of various functions and plot the amplitude spectra. Level2: Understand the Gibb’s phenomena by increasing the coefficients using a periodic signal. Experiment No 4: PROPERTIES OF FOURIER TRANSFORMS						

<p>Level1: Study the various transform properties and simulate the same in MATLAB.</p> <p>Level2: Apply certain properties to implement filtering, sampling operations.</p> <p>Experiment No 5: LAPLACE TRANSFORMS</p> <p>Level1: Study the Laplace transform and its properties through simulation in MATLAB.</p> <p>Level2: Understand the transient analysis and stability of systems.</p> <p>Experiment No 6: z TRANSFORMS</p> <p>Level1: Study the z transform and its properties through simulation in MATLAB.</p> <p>Level2: Understand the transient analysis and stability of discrete systems.</p> <p>Experiment No 7: CONVOLUTION BETWEEN SIGNALS AND SEQUENCES</p> <p>Level1: Simulate the convolution of two signals in continuous and discrete time domains.</p> <p>Level2: Use convolution to understand the filtering operation.</p> <p>Experiment No 8: AUTO CORRELATION AND CROSS CORRELATION</p> <p>Level1: Simulate the correlation of signals.</p> <p>Level2: Use correlation operation to detect the signal from a communication perspective.</p>	
<p>Targeted Application & Tools that can be used:</p> <p>Application Area includes signal processing, networks, communication, data science, machine learning, control system design.</p> <p>Professionally Used Software: MATLAB, Simulink</p>	
<p>Text Books:</p> <ol style="list-style-type: none"> 1. Alan V Oppenheim, Alan S Willsky and S.Hamid Nawab, "Signals and systems", Pearson Education, 2nd edition, 200 	
<p>Reference Books:</p> <ol style="list-style-type: none"> 1. B P Lathi, "Linear Systems and Signals" (The Oxford Series in Electrical and Computer Engineering) 2004 2. Signals and systems, second edition - Simon Haykin, Barry VanVeen, Wiley, Wiley India, 2007 	
<p>Online Resources (e-books, notes, ppts, video lectures etc.):</p> <ol style="list-style-type: none"> 4. Signals and Systems MIT OpenCourseWare 5. Signals and Systems Electrical Engineering and Computer Science MIT OpenCourseWare 6. https://presiuniv.knimbus.com/user#/home 	
<p>E-content:</p> <ol style="list-style-type: none"> 1. L. Santhosh and A. Thomas, "Implementation of radix 2 and radix 22 FFT algorithms on Spartan6 FPGA," 2013 Fourth International Conference on Computing, Communications and Networking Technologies (ICCCNT), 2013, pp. 1-4, doi: 10.1109/ICCCNT.2013.6726840. 2. Saeed, Ahmed, et al. "Efficient fpga implementation of fft/fft processor." International Journal of circuits, systems and signal processing 3.3 (2009): 103-110. 3. S. Bouguezel, M. O. Ahmad and M. N. S. Swamy, "An Alternate Approach for Developing Higher Radix FFT Algorithms," APCCAS 2006 - 2006 IEEE Asia Pacific Conference on Circuits and Systems, 2006, pp. 227-230, doi: 10.1109/APCCAS.2006.342373. 	
<p>Topics related to development of "EMPLOYABILITY": CTFT, CTFS, DTFT, DTFS, Laplace Transform and Z Transform</p>	
<p>Catalogue prepared by</p>	<p>Mrs. Pallabi Kakati</p>
<p>Recommended by the Board of Studies on</p>	<p>12th BOS held on 10/08/2021</p>

Course Code: EEE2504	Course Title: Control Systems Engineering Type of Course: Professional Core and Theory only	L-T-P- C	3	0	0	3
Version No.	3.0					
Course Pre-requisites	ECE2020: Signals and Systems					
Anti-requisites	NIL					
Course Description	The purpose of this course is to explore the importance of control system engineering and to develop the basic abilities of modelling and analyzing the control system. The course is both conceptual and analytical in nature and needs fair knowledge of Mathematical and computing. The course develops the critical thinking and analytical skills. The course also enhances the programming and simulation abilities through assignments					
Course Objective	The objective of the course is to familiarize the learners with the concepts of Control Systems Engineering and attain Skill Development through Problem Solving methodologies					
Course Out Comes	On successful completion of the course the students shall be able to: 1] Interpret the transfer function for a variety of Electrical, Mechanical, Electromechanical systems using Signal Flow graphs. 2] Summarize the time domain specifications for various test input signals and stability conditions based on zeros and poles of transfer function. 3] Apply different stability analysis techniques in time domain and frequency domain to know the nature of stability of the system. 4] Explain about the controllability and observability of the given state model					
Course Content:						
Module 1	System Components and their representation	Assignment	Numerical	10 Sessions		
Topics: Introduction to control systems, mathematical models of physical systems-differential equations of physical systems, Mechanical systems, Electrical systems, Block diagrams and signal flow graphs.						
Module 2	Time Response Analysis, Controllers	Assignment, Quiz	Programming / Simulation	10 Sessions		
Topics: Unit step response of first and second order system, time response specifications, time response specifications of second order systems, steady state errors and error constants. P.PI and PID controllers						
Module 3	Stability Analysis and compensation techniques	Simulation	Programming	15 Sessions		
Topics: Concept of stability, Routh stability criterion, Root locus concept-rules for sketching root locus, Introduction, Frequency domain specifications -Bode diagrams, Stability Analysis from Bode Plots, Concept of relative stability. Introduction to Nyquist stability criteria. Lead, Lag, lead-lag compensating networks						

Module 4	State space model	Case study	Simulation	10 Sessions
<p>Topics: Concept of State, State variables & State model, Concepts of controllability and observability. Introduction to Nonlinear systems</p>				
<p>Targeted Application & Tools that can be used: Control Systems are used in domestic applications, traffic light control, general industry, military and virtually every modern vehicle in the world, robotics. Modern industrial plants utilized robots for manufacturing temperature controls, pressure controls, speed controls, position controls, etc. In chemical process, control field is an area where automations play an important role. Professionally used tools: MATLAB/Simulink, Scilab, Octave.</p>				
<p>Project work/Assignment: Mention the Type of Project /Assignment proposed for this course</p>				
<p>Assignment:</p> <ol style="list-style-type: none"> 1. Modeling of a second order system: Construct a Simulink diagram to calculate the response of the Mass-Spring system. The input force increases from 0 to 8 N at $t = 1$ s. The parameter values are $M = 2$ kg, $K = 16$ N/m, and $B = 4$ N.s/m. 2. Using an m-file script, determine the close-loop transfer function of a given control system. 3. Identifying the system stability using Root locus technique by executing a programming code. 4. Open loop and closed loop time response of a second order system with different test inputs in MATLAB. 5. Using an m-file script, analyze the Frequency response of a system using Bode plot. 6. Implementation of controller (P/PI/PID) using aurdino. 				
<p>Text Book [1]. Nagrath I. J. and M. Gopal, Control Systems Engineering, New Age International (P) Ltd, 5th ed, 2007. [2]. K. Ogata, 'Modern Control Engineering', Pearson Education Asia / PHI, 4th Edition.</p>				
<p>References [1] Benjamin Kuo, 'Automatic Control Systems', PHI, 7th Edition. [2] Hasan Saeed, automatic control Systems with MATLAB programs, S K Kataria and sons, Latest ed.</p>				
<p>Online Learning Resources:</p> <ol style="list-style-type: none"> 1. Ebook:https://presiuniv.knimbus.com/user#/home 2. Case study: https://people.disim.univaq.it/~costanzo.manes/Didattica Teoria dei Sistemi/System Theory Web Resources.html 3. https://nptel.ac.in/courses/107/106/107106081/ 				
<p>Topics relevant to "SKILL DEVELOPMENT": Mathematical modelling, Stability analysis, Compensators Skill Development through Problem Solving methodologies. This is attained through assessment component mentioned in course handout.</p>				
Catalogue prepared by	Dr Jisha L K			
Recommended by the Board of Studies on	BoS No: 17 th BoS held on 06/7/2023			
Date of Approval by the Academic Council	21 st Academic Council meeting dated 06/09/2023			

Code: ECE2501	Course Title: Linear Integrated Circuits Type of Course: Program Core		L-T-P-C	3	0	0	3
Version No.	2.0						
Course Pre-requisites	Knowledge of passive and active elements, basics of diode – forward and reverse biasing, diode current equation, Transistors - BJT, Rectifiers. Network theorems- KCL, KVL, Voltage divider rule, super position theorem etc.						
Anti-requisites	NIL						
Course Description	<p>The purpose of this course is to enable the students to appreciate the behaviour of operational amplifier based electronic circuits. This course introduces the fundamentals of analog computers. This course emphasizes on the use of operational amplifiers, their characteristics to design various analog circuits. The course also gives a brief idea about operational amplifier based integrated circuits.</p> <p>The associated laboratory provides an opportunity to validate the concepts taught in theory. It also enhances the ability to visualize the real-world problems in order to provide a solution using various simulation tools.</p>						
Course Objective	The objective of the course is to familiarize the learners with the concepts of Linear Integrated Circuits and attain the SKILL DEVELOPMENT through EXPERIENTIAL LEARNING.						
Course Outcomes	<p>On successful completion of the course the students shall be able to:</p> <ol style="list-style-type: none"> 1. Describe the block diagram and characteristics of op-amp. 2. Demonstrate linear applications of op-amp. 3. Employ op-amp for various nonlinear applications. 4. Implement various applications of op-amp using IC 741. 5. Illustrate Astable and Monostable Multivibrator using Timer IC 555. 						
Course Content:							
Module 1	Introduction to op-amp	Quiz	Memory Recall based Quiz				10 Sessions
<p>Topics:</p> <p>Introduction to op-amp, block diagram, op-amp IC, op-amp symbol, equivalent circuit, transfer characteristics and ideal characteristics of op-amp, op-amp parameters, open loop op-amp configurations - inverting, non-inverting and differential mode, concept of virtual ground.</p>							
Module 2	Linear Applications of op-amp	Assignment	Simulation tasks				15 Sessions
<p>Topics:</p> <p>Non-inverting amplifier, Inverting amplifier, Voltage follower circuit, Summing amplifiers, Average circuit, Difference amplifiers, op-amp as ideal and practical Differentiator circuit, op-amp as ideal and practical Integrator Circuit, V to I Converter, I to V Converter, Instrumentation amplifier Circuit, AC amplifier, Operational transconductance amplifier (OTA), Sample and hold circuit, Multiplier and Divider using op-amp.</p>							
Module 3	Non Linear Applications of op-amp	Quiz & Assignment	Quiz based on Numerical solving. Assignment based on Simulation				15 Sessions
<p>Topics:</p> <p>Comparators, Zero crossing detector, Schmitt trigger circuit. Square and Triangular waveform generators, IC 555 timer - Monostable Multivibrator, Astable Multivibrator. Filters – Low pass</p>							

<p>filter and high pass filter.Voltage regulators- Introduction, Series op-amp regulator, 723 general purpose regulator.</p> <p>Converters- Introduction to ADC and DAC, Analysis of 3-bit binary weighted DAC, Analysis of 3-bit R-2R DAC, successive approximation ADC.</p> <p>Targeted Application & Tools that can be used:</p> <p>Targeted Applications: Automotive technologies, personal electronics, consumer appliances etc. This course is useful for placement in core companies, research & development work.</p> <p>Professionally Used Software: NI Multisim, LabVIEW, PSpice etc., device setup in laboratory.</p> <p>Text Books:</p> <p>1. David A Bell, "Operational Amplifiers and Linear ICs", 3rd edition, Oxford University Press</p> <p>Reference Books:</p> <p>1. Gayakwad Ramakant A. "Op-Amps and Linear Integrated Circuits", Pearson , Fourth Edition, Pearson.</p> <p>2. Maheshwari L. K. and Anand M. M. S., "Analog Electronics", PHI, 2009</p> <p>Online Resources (e-books, notes, ppts, video lectures etc.):</p> <p>1. Document on Integrated Circuit. https://www.sciencedirect.com/topics/earth-and-planetary-sciences/integrated-circuit</p> <p>2. NPTEL Video lectures on Integrated circuits, MOSFETs, OPAMPs and their applications by Prof. Hardik Jeetendra Pandya, IISC Bangalore, https://nptel.ac.in/courses/108/108/108108111/</p> <p>3. Presidency University Library Link https://presiuniv.knimbus.com/user#/home</p> <p>E-content:</p> <p>1. Q. He and D. Jiao, "Fast Electromagnetics-Based Co-Simulation of Linear Network and Nonlinear Circuits for the Analysis of High-Speed Integrated Circuits," in IEEE Transactions on Microwave Theory and Techniques, vol. 58, no. 12, pp. 3677-3687, Dec. 2010, doi: 10.1109/TMTT.2010.2086590.</p> <p>2. Chen Tian, Jianyong Lu, Liu Jun, Huaguo Liang, Yingchun Lu, Maoxiang Yi, A reconfigurable test method based on LFSR for 3D stacking integrated circuits, Integration, Volume 87, 2022, Pages 82-89, ISSN 0167-9260, https://doi.org/10.1016/j.vlsi.2022.06.011.</p> <p>3. Abdelaziz Lberni, Amin Sallem, Malika Alami Marktani, Nouri Masmoudi, Abdelaziz Ahaitouf, Ali Ahaitouf, Influence of the operating regimes of MOS transistors on the sizing and optimization of CMOS analog integrated Circuits, AEU - International Journal of Electronics and Communications, Volume 143, 2022, 154023, ISSN 1434-8411, https://doi.org/10.1016/j.aeue.2021.154023.</p> <p>4. Di Li, Chun Wang, Xinhui Cui, Dongdong Chen, Chunlong Fei, Yintang Yang, Recent progress and development of interface integrated circuits for piezoelectric energy harvesting, Nano Energy, Volume 94, 2022, 106938, ISSN 2211-2855, https://doi.org/10.1016/j.nanoen.2022.106938.</p> <p>Topics relevant to "SKILL DEVELOPMENT": Amplifiers, comparators, multivibrators and converters for Skill Development through Experiential Learning techniques. This is attained through assessment component mentioned in course handout.</p>	
Catalogue prepared by	Mrs. Samreen Fiza
Recommended by the Board of Studies on	12th BOS held on 10/08/2021
Date of Approval by the Academic Council	Meeting No. 16th , Dated 23/10/2021

Code: ECE2551	Course Title: Linear Integrated Circuits Lab Type of Course: Lab	L-T-P-C	0	0	2	1
Version No.	1.0					
Course Pre-requisites	Knowledge of passive and active elements, basics of diode – forward and reverse biasing, diode current equation, Transistors - BJT, Rectifiers. Network theorems- KCL, KVL, Voltage divider rule, super position theorem etc.					
Anti-requisites	NIL					
Course Description	The purpose of this course is to enable the students to appreciate the behaviour of operational amplifier based electronic circuits. This course introduces the fundamentals of analog computers. This course emphasizes on the use of operational amplifiers, their characteristics to design various analog circuits. The course also gives a brief idea about operational amplifier based integrated circuits. The associated laboratory provides an opportunity to validate the concepts taught in theory. It also enhances the ability to visualize the real-world problems in order to provide a solution using various simulation tools.					
Course Objective	The objective of the course is to familiarize the learners with the concepts of Linear Integrated Circuits and attain the SKILL DEVELOPMENT through EXPERIENTIAL LEARNING.					
Course Outcomes	On successful completion of the course the students shall be able to: 1 Implement various applications of op-amp using IC 741. 2 Illustrate Astable and Monostable Multivibrator using Timer IC 555.					
Course Content:						
List of Laboratory Tasks:						
Experiment No 1: To setup an Inverting amplifier circuit using OP-AMP 741 IC and observe the waveforms. Level 1: Build the circuit of Inverting amplifier for the gain of 10 and input resistance of 1kΩ. Level 2:Build the circuit of an inverting amplifier for a gain of 5 and input resistance of 1kΩ to avoid op-amp going into saturation.						
Experiment No. 2: To setup a Non-Inverting amplifier circuit using OP-AMP 741 IC and observe the waveforms. Level 1: Build the circuit of Non-Inverting amplifier for the gain of 10 and input resistance of 1kΩ. Level 2:Build the circuit of open loop Non-Inverting amplifier, compare with closed loop circuit and comment on the observations.						
Experiment No. 3: To setup an Inverting Summing amplifier circuit using OP-AMP 741 IC and observe the waveforms. Level 1: Build the circuit of an Inverting Summing amplifier for the gain of 2 with dc voltage of 1.5v. Level 2: Build the circuit to mix a sinusoidal signal and a dc signal without saturation for an amplification factor of 10.						
To setup a zero-crossing detector circuit using OP-AMP 741 IC and observe the waveforms. Level 1: Build the circuit of a zero-crossing detector for the gain of 2 with input voltage of 2Vp-p. Level 2: NA						
Experiment No. 4: To setup a Difference amplifier circuit using OP-AMP 741 IC and observe the waveforms. Level 1:Build the circuit of a Difference amplifier for the gain of 2 with the input signal of DC value of 1.5 V and the sinusoidal voltage of 1V p-p. Level 2:Built the circuit to mix a sinusoidal signal and a dc signal without saturation for an amplification factor of 2.						
Experiment No. 5: Build the circuit of Differentiator and Integrator and observe the waveforms.						

Level 1: Build an integrator and a differentiator circuit using op-amp for a square wave input. Plot the output you obtained.

Level 2: In continuation with Level 1, determine the relation between the time period of the waveform and RC time constant of the circuit you have used. Plot the output obtained for different input frequencies.

Experiment No. 6: To obtain the frequency response of active low pass and high pass filters and determine 3dB frequencies of both filters.

Level 1: Plot the frequency response for the first order low-pass and high-pass filter with a cut-off frequency of 10kHz with a pass band gain of 1.5.

Level 2: In continuation with Level 1, analyze the circuit to achieve frequency scaling.

Experiment No. 7: Generation of sine, square and triangular waveform using op-amp.

Level 1: Construct a Wien bridge oscillator using op-amp 741 and (i) Plot the output waveform (ii) Measure the frequency of oscillation.

Level 2: Set up the frequency range in order to obtain triangular wave from square wave using Op-Amp 741 and plot the output waveform.

Experiment No. 8: To set up Astable and Monostable Multivibrator using IC 555.

Level 1: Setup Astable and Monostable Multivibrator using IC 555, plot the output waveform.

Level 2: Setup Astable Multivibrator using IC 555 for $t_1 = 0.7\text{ms}$.

Targeted Application & Tools that can be used:

Targeted Applications: Automotive technologies, personal electronics, consumer appliances etc. This course is useful for placement in core companies, research & development work.

Professionally Used Software: NI Multisim, LabVIEW, PSpice etc., device setup in laboratory.

Text Books:

1. David A Bell, "Operational Amplifiers and Linear ICs", 3rd edition, Oxford University Press

Reference Books:

1. Gayakwad Ramakant A. "Op-Amps and Linear Integrated Circuits", Pearson, Fourth Edition, Pearson.

2. Maheshwari L. K. and Anand M. M. S., "Analog Electronics", PHI, 2009

Online Resources (e-books, notes, ppts, video lectures etc.):

1. Document on Integrated Circuit. <https://www.sciencedirect.com/topics/earth-and-planetary-sciences/integrated-circuit>

2. NPTEL Video lectures on Integrated circuits, MOSFETs, OPAMPs and their applications by Prof. Hardik Jeetendra Pandya, IISC Bangalore, <https://nptel.ac.in/courses/108/108/108108111/>

3. Presidency University Library Link <https://presiuniv.knimbus.com/user#/home>

E-content:

1. Q. He and D. Jiao, "Fast Electromagnetics-Based Co-Simulation of Linear Network and Nonlinear Circuits for the Analysis of High-Speed Integrated Circuits," in IEEE Transactions on Microwave Theory and Techniques, vol. 58, no. 12, pp. 3677-3687, Dec. 2010, doi: 10.1109/TMTT.2010.2086590.

2. Chen Tian, Jianyong Lu, Liu Jun, Huaguo Liang, Yingchun Lu, Maoxiang Yi, A reconfigurable test method based on LFSR for 3D stacking integrated circuits, Integration, Volume 87, 2022, Pages 82-89, ISSN 0167-9260, <https://doi.org/10.1016/j.vlsi.2022.06.011>.

3. Abdelaziz Lberni, Amin Sallem, Malika Alami Marktani, Nouri Masmoudi, Abdelaziz Ahaitouf, Ali Ahaitouf, Influence of the operating regimes of MOS transistors on the sizing and optimization of CMOS analog integrated Circuits, AEU - International Journal of Electronics and Communications, Volume 143, 2022, 154023, ISSN 1434-8411, <https://doi.org/10.1016/j.aeue.2021.154023>.

4. Di Li, Chun Wang, Xinhui Cui, Dongdong Chen, Chunlong Fei, Yintang Yang, Recent progress and development of interface integrated circuits for piezoelectric energy harvesting, Nano Energy, Volume 94, 2022, 106938, ISSN 2211-2855, <https://doi.org/10.1016/j.nanoen.2022.106938>.

Topics relevant to "SKILL DEVELOPMENT": Amplifiers, comparators, multivibrators and converters for Skill Development through Experiential Learning techniques. This is attained through assessment component mentioned in course handout.	
Catalogue prepared by	Mrs. Samreen Fiza
Recommended by the Board of Studies on	12th BOS held on 10/08/2021
Date of Approval by the Academic Council	Meeting No. 16th , Dated 23/10/2021

Course Code: ECE2520	Course Title: Digital Signal Processing	L-T-P-C	3	0	0	3
Version No.	2.0					
Course Pre-requisites	Basic concepts of Signals and Systems and their representation and modeling, Concept of Z-Transform and DTFT. Concepts of Matrices.					
Anti-requisites	NIL					
Course Description	The purpose of this course is to support the students to explore the application of various transforms and algorithm in digital signal processing. The course is analytical in nature and needs fair knowledge of Discrete Mathematics and Computational logic to understand the basic principles, operations and algorithms of digital signal processing. This course enhances students' abilities to follow future courses in Signal Processing Specialization like Biomedical Signal Processing, Multimedia Signal Processing, and Audio Signal Processing etc.					
Course Objective	The objective of the course is to familiarize the learners with the concepts of Digital Signal Processing and attain the SKILL DEVELOPMENT through PROBLEM SOLVING.					
Course Outcomes	On successful completion of this course the students shall be able to: i) Describe the basic concepts of DSP with Discrete Fourier Transforms and Signal Convolution ii) Apply the FFT algorithm for the discrete sequence iii) Develop and realizethe transfer functions of IIR filters. iv) Computethe transfer function of FIR filters and their realization. v) Execute the program for computation of DFT. vi) Demonstratethe design techniques to implement digital filters.					
Course Content:						
Module 1	Basics of DSP with DFT Convolution	ApplicationAssig nment	Data Analysis task	9Session s		
Overview and applications of DSP- Sampling Theorem: Introduction and needs of Transformation (i)DTFT (ii) DFT -Properties of DFT, Problems on DFT and IDFT, Introduction to Circular convolution, Circular convolution-Concentric circle method and Matrix multiplication method.						
Module 2	FFT Algorithms	Application Assignment	Data Analysis task	9Session s		
Introduction to FFT, Comparison of FFT with Direct evaluation of the DFT, DIT-algorithm: Radix-2 DIT-FFT algorithm and its problems. Overview of DIF-algorithm						
Module 3	IIR Filter Design and Realizations	Application Assignment	Data Analysis task	11Sessio ns		
Introduction of filters, Types of filters - IIR filters, Butterworth filters and Chebyshev filters. Design of analog low pass Butterworth and conversion to digital low pass using Impulse Invariance method and Bilinear transformation. Overview of Frequency transformation. Structure of IIR filter - direct form I, direct form II, Cascade, parallel realizations.						
Module 4	FIR Filter Design and Realizations	Application Assignment	Data Analysis task	11Sessio ns		
FIR filter design using windows (Rectangular/Hamming/ Hanning window), Frequency sampling method. FIR filter structures - direct form realizations - linear phase structure realizations.						
Text Book(s): 1. John Proakis, Dimitris G Manolakis, "Digital Signal Processing Principles, Algorithms and Application", PHI, 3rd Edition (2000). 2. A.V.Oppenheim and R.W.Shafer, "Discrete-Time Signal Processing", PHI, 3rd Edition						

References:

Reference Book(s):

1. Li Tan & Jean Jiang "Digital Signal Processing- Fundamentals and Applications" 2nd Edition, 2013 Elsevier [Digital Signal Processing 2nd Ed Fundame.pdf](#)
2. Lonnie.C.Ludeman, "Fundamentals of Digital Signal Processing ", John Wiley, 2009 1ST Edition
3. Ganesh Rao "Digital Signal Processing", Pearson Education, 2nd Edition

Online Resources (e-books, notes, ppts, video lectures etc.):

1. Overview Basic SignalRepresentation <http://users.ece.utexas.edu/~bevans/courses/realtime/lectures/midterm1.html>
2. Introduction to FFT [Digital Signal Processing Tutorial \(tutorialspoint.com\)](#)
3. Filter Design and Realizations [FOR DSP PRESENTATION \(wustl.edu\)](#)
4. [Introduction to Digital Signal Processing Course | MATLAB Helper ® - YouTube](#)
5. [Introduction to Signal Processing - YouTube](#)
6. [Digital signal processing \(slideshare.net\)Dsp ppt \(slideshare.net\)](#)
7. <https://presiuniv.knimbus.com/user#/home>

E-content:

1. L. Santhosh and A. Thomas, "Implementation of radix 2 and radix 22 FFT algorithms on Spartan6 FPGA," *2013 Fourth International Conference on Computing, Communications and Networking Technologies (ICCCNT)*, 2013, pp. 1-4, doi: 10.1109/ICCCNT.2013.6726840.
2. Saeed, Ahmed, et al. "Efficient fpga implementation of fft/fft processor." *International Journal of circuits, systems and signal processing* 3.3 (2009): 103-110.
3. S. Bouguezel, M. O. Ahmad and M. N. S. Swamy, "An Alternate Approach for Developing Higher Radix FFT Algorithms," *APCCAS 2006 - 2006 IEEE Asia Pacific Conference on Circuits and Systems*, 2006, pp. 227-230, doi: 10.1109/APCCAS.2006.342373.

Topics relevant to "SKILL DEVELOPMENT": DFT&IDFT, FFT& IFFT for Skill Development through Problem solving techniques. This is attained through assessment component mentioned in course handout.

Catalogue prepared by	Dr. G. Muthupandi Mr. Sunil Kumar Dasari Mrs. Diana Steffi Ms. Akshaya M Ganorkar
Recommended by the Board of Studies on	12th BOS held on 10/08/2021
Date of Approval by the Academic Council	Meeting No. 16th , Dated 23/10/2021

Course Code: ECE2570	Course Title: Digital Signal Processing Lab	L-T-P-C	0	0	2	1
Version No.	2.0					
Course Pre-requisites	Basic concepts of Signals and Systems and their representation and modeling, Concept of Z-Transform and DTFT. Concepts of Matrices.					
Anti-requisites	NIL					
Course Description	The laboratory aims to reinforce theoretical concepts by providing hands-on experience in the transformation of discrete signals and the design of IIR and FIR filters. Through MATLAB simulation toolboxes, students will gain practical insights into real-world signal processing challenges and develop solutions using computational techniques.					
Course Objective	The objective of the course is to familiarize the learners with the concepts of Digital Signal Processing and attain the SKILL DEVELOPMENT through EXPERIENTIAL LEARNING.					
Course Outcomes	On successful completion of this course the students shall be able to: vii) Execute the program for computation of DFT. viii) Demonstrate the design techniques to implement digital filters.					
<p>List of Laboratory Tasks:</p> <p>Experiment N0 1: Write the Matlab code, to find the Circular convolution of two sequences. Level 1: The input data provided as discrete sequence representation with specific length. Level 2: Data provided as discrete mathematical functional representation.</p> <p>Experiment N0 2: Write the Matlab code, to compute of N point DFT of a give sequence and to plot magnitude and phase spectrum. Level 1: The input data provided as discrete sequence representation with specific length. Level 2: Data provided as discrete Mathematical functional representation.</p> <p>Experiment N0 3: Write the Matlab code, to find Circular convolution of two given sequences using DFT and IDFT. Level 1: Using FFT function Level 2: Using direct formula method.</p> <p>Experiment N0 4: Write the Matlab code, to Construct the Butterworth IIR filter for given specification. Level 1: Specification given directly Level 2: Specification given indirectly–Taking the input signal from real-time sources.</p> <p>Experiment N0 5: Write the Matlab code, to construct the FIR filter by using different windows to meet given specification. Level 1: Specification given directly Level 2: Specification given indirectly-Taking the input signal from real-time sources.</p> <p>Experiment N0 6: Write the Matlab code, to Find $h[n]$ of the difference equation and plot impulse response and pole-zero plots. Level 1: Difference equation is described directly Level 2: Difference equation described indirectly.</p> <p>Experiment N0 7: Study of DSP KIT and Code Composer Studio. Level 1: NA Level 2: NA</p> <p>Experiment N0 8: Find Circular convolution of two given sequences on DSP Board with CCS. Level 1: The input data provided as discr Ms. Akshaya M Ganorkarete sequence representation with specific length. Level 2: Data provided as discrete Mathematical functional representation.</p>						

<p>Experiment NO 9: Computation of N point DFT of a given sequences on DSP Board with CCS. Level 1: The input data provided as discrete sequence representation with specific length. Level 2: Data provided as discrete Mathematical functional representation.</p>	
<p>Targeted Application & Tools that can be used: Application Area includes all modern electronic devices (Music System, cellular phones, computers, digital cameras, high-definition smart televisions, Home Automation, Communication systems). The students will be able to join a profession which involves basics to a high level of digital signal processing and analysis. Professionally Used Software: Matlab/Python / Code Composer Studio/ Octave/SciPy Besides these software tools hardware equipment such as DSP Kits are used for validation purpose.</p>	
<p>Text Book(s): 3. John Proakis, Dimitris G Manolakis, "Digital Signal Processing Principles, Algorithms and Application", PHI, 3rd Edition (2000). 4. A.V.Oppenheim and R.W.Shafer, "Discrete-Time Signal Processing", PHI, 3rd Edition</p>	
<p>References: Reference Book(s): 4. Li Tan & Jean Jiang " Digital Signal Processing- Fundamentals and Applications" 2nd Edition, 2013 Elsevier Digital Signal Processing 2nd Ed Fundame.pdf 5. Lonnie.C.Ludeman, "Fundamentals of Digital Signal Processing ", John Wiley, 2009 1ST Edition 6. Ganesh Rao "Digital Signal Processing", Pearson Education, 2nd Edition Online Resources (e-books, notes, ppts, video lectures etc.): 8. Overview Basic SignalRepresentationhttp://users.ece.utexas.edu/~bevans/courses/realtime/lectures/midterm1.html 9. Introduction to FFT Digital Signal Processing Tutorial (tutorialspoint.com) 10. Filter Design and Realizations FOR DSP PRESENTATION (wustl.edu) 11. Introduction to Digital Signal Processing Course MATLAB Helper ® - YouTube 12. Introduction to Signal Processing - YouTube 13. Digital signal processing (slideshare.net)Dsp ppt (slideshare.net) 14. https://presiuniv.knimbus.com/user#/home E-content: 4. L. Santhosh and A. Thomas, "Implementation of radix 2 and radix 22 FFT algorithms on Spartan6 FPGA," 2013 <i>Fourth International Conference on Computing, Communications and Networking Technologies (ICCCNT)</i>, 2013, pp. 1-4, doi: 10.1109/ICCCNT.2013.6726840. 5. Saeed, Ahmed, et al. "Efficient fpga implementation of fft/fft processor." <i>International Journal of circuits, systems and signal processing</i> 3.3 (2009): 103-110. 6. S. Bouguezel, M. O. Ahmad and M. N. S. Swamy, "An Alternate Approach for Developing Higher Radix FFT Algorithms," <i>APCCAS 2006 - 2006 IEEE Asia Pacific Conference on Circuits and Systems</i>, 2006, pp. 227-230, doi: 10.1109/APCCAS.2006.342373.</p>	
<p>Topics relevant to "SKILL DEVELOPMENT": DFT&IDFT, FFT& IFFT for Skill Development through Experiential Learning techniques. This is attained through assessment component mentioned in course handout.</p>	
Catalogue prepared by	Dr. G. Muthupandi
Recommended by the Board of Studies on	12th BOS held on 10/08/2021
Date of Approval by the Academic Council	Meeting No. 16th , Dated 23/10/2021

Course Code: ECE2521	Course Title: Embedded System Design Using Microcontroller Type of Course: Theory			L-T-P-C 4 0 0 4
Version No.	1.0			
Course Pre-requisites	Basics of Electronics Devices, Logic Design, 8 bit/16 bit Microprocessor Architecture and Assembly Language Programing, Basics of C-Language, Memory types.			
Anti-requisites	NIL			
Course Description	The course provides insights into the fundamentals of microprocessor, microcontroller architecture and instruction set; knowledge for Embedded Systems Design. The course develops programming skills in both assembly language and middle level languages. Peripherals and their programming; Hardware and Software synchronization. Finally, embedded system design applications and some advanced topics will be covered. The comprehensive nature of the course covers assembly language programming using simulation tools.			
Course Objective	This course is designed to improve the learner's <u>EMPLOYABILITY SKILLS</u> by using <u>PROBLEM SOLVING</u> Methodologies			
Course Outcomes	On successful completion of this course the students shall be able to: CO1: Distinguish architecture of various processors and microcontrollers CO2: Summarize assembly language programming of Microcontroller. CO3: Discuss the TIMER, PWM and UART unit CO4: Apply interfacing of various peripherals to develop embedded applications.			
Course Content:				
Module 1	Fundamentals of Embedded Systems	Quiz	Memory Recall based Quizzes	08 sessions
Topics: Embedded Systems: Introduction to Embedded Systems. RISC Design Philosophy. Design Philosophy, Embedded System Hardware, Embedded System Software Processor Fundamentals: Registers, Current Program Status Register, Pipeline, Exemptions, Interrupts and Vector Table. Architecture Revisions, ARM Processor families, RISC-V.				
Module 2	Architecture and Programming	Assignment	Programming and Simulation task / Memory Recall based Quizzes	11 sessions
Topics: Introduction to Architecture. Addressing Modes, Data Transfer instructions, Arithmetic instructions, Logical instructions, Branch instructions, Bit manipulation instructions. Simple Assembly language program examples (without loops) to use these instructions. Stack, I/O Port Interfacing and Programming: Stack and Subroutine instructions. Assembly language program examples on subroutine and involving loops - Delay subroutine with simple ALP programs.				
Module 3	Peripherals Interfacing	Assignment using Keil and Proteus	Programming Assignment	10 sessions
Topics:				

Concepts of Input and Output Ports. Introduction to Embedded C: Conditional statements, loop statements. LPC 2148 Timer Unit, PWM Unit, UART, DAC, ADC				
Module 4	Embedded system designing and applications	Assignment using Keil and Proteus	Interfacing and Programming Assignment	10 sessions
<p>Topics:</p> <p>Interfacing peripherals: Basics of Interfacing Switches, LEDs, Seven segment displays. Interfacing Stepper motors and DC motors. Embedded system applications examples and case studies.</p>				
<p>Targeted Application & Tools that can be used:</p> <p>Targeted Applications: Industry 4.0, Biomedical and Agricultural automation</p> <p>Professionally Used Software: Keil Version 04/ Proteus</p>				
<p>Project Work/Assignment:</p> <p>1. Case Study: At the end of the course students will be given a 'real-world' application-based on real world embedded system case study. Students will be submitting a report which will include Application Design, sensors used, middleware protocols used and working mechanism etc. in appropriate format</p> <p>2 Book/Article review: At the end of the course a literature review of any 05 recent articles from the reputed national and international journal/ conferences will be given by students. They need to refer to tools like Scopus/ Google-Scholar and submit a report on their understanding of the assigned article in appropriate format.</p> <p>3. Presentation: There will be a group presentation, where the students will be given a topic. They will have to present their review work.</p>				
<p>Text Book(s):</p> <ol style="list-style-type: none"> Alexander G. Dean, "Embedded Systems Fundamentals with Arm Cortex M Based Microcontrollers: A Practical Approach", ARM Education Media, 2nd Edition Andrew N. Sloss, Dominic Symes, Chris Wright, "ARM System Developer's Guide, Designing and Optimizing System Software", Morgan Kaufmann Publishers, 2nd Edition. 				
<p>Reference(s):</p> <p>Reference Book(s):</p> <ol style="list-style-type: none"> Jonathan W. Valvano, "Embedded Systems: Introduction to Arm® Cortex™-M Microcontroller- Vol 01", CreateSpace Independent Publishing Platform, 1st Edition Jonathan W. Valvano, "Embedded Systems: Real-Time Operating Systems for Arm® Cortex™-M Microcontrollers", CreateSpace Independent Publishing Platform, 1st Edition. ARM Cortex Datasheet available on (https://www.arm.com/) <p>Online Resources (e-books, notes, ppts, video lectures etc.):</p> <ol style="list-style-type: none"> Free online self-paced course :- https://bcourses.berkeley.edu. Online notes :- https://mitpress.mit.edu/books/internet-things NPTEL online video content:- http://www.digimat.in/nptel/courses/video/106105160/L22.html Online ppts :- https://www.upf.edu/prs/en/3376/22580 Online ppts:- https://www.macs.hw.ac.uk/~dwcorne/Teaching/introdl.ppt Presidency University Library Link https://presiuniv.knimbus.com/user#/home <p>E-content:</p> <ol style="list-style-type: none"> Joseph Sifakis, " Embedded systems design - Scientific challenges and work directions 2009 Design, Automation & Test in Europe Conference & Exhibition https://ieeexplore.ieee.org/document/5090623 				

<p>2. Gabor Karsai; Fabio Massacci; Leon Osterweil; Ina Schieferdecker, "Evolving Embedded Systems", Computer, VOL. 43, issue.5 https://ieeexplore.ieee.org/document/5472888</p> <p>3. Sachin P. Kamat, "An eye on design: Effective embedded system software", IEEE Potentials, VOL. 29, issue.5 https://ieeexplore.ieee.org/document/5568178</p> <p>4. Ahmed Abdallah; Eric M. Feron; Graham Hellestrand; Philip Koopman; Marilyn Wolf, "Hardware/Software Codesign of Aerospace and Automotive Systems", Proceedings of the IEEE, VOL. 98, issue.4 https://ieeexplore.ieee.org/document/5440056</p>	
<p>Topics relevant to the: "FOUNDATION SKILLS", ARM Embedded Systems: Introduction to Embedded Systems. RISC Design Philosophy.</p> <p>Topics related to development of "EMPLOYABILITY": Interfacing peripherals: Basics of Interfacing Switches, LEDs, Seven segment displays. Interfacing Stepper motors and DC motors.</p>	
Catalogue prepared by	Dr Anilloy Frank
Recommended by the Board of Studies on	
Date of Approval by the Academic Council	

Course Code: ECE2571	Course Title: Embedded System Design Using Microcontroller Lab Type of Course: Lab	L-T-P-C	0	0	2	1
Version No.	1.0					
Course Pre-requisites	Basics of Electronics Devices, Logic Design, 8 bit/16 bit Microprocessor Architecture and Assembly Language Programing, Basics of C-Language, Memory types.					
Anti-requisites	NIL					
Course Description	The course provides insights into the architecture of Embedded Systems Design. The associated laboratory provides an opportunity to validate the concepts taught and enhances the ability to visualize the real-world problems in order to provide a solution using various simulation tools and hardware interfacing techniques. The course develops programming skills in both assembly language and middle level languages. Peripherals and their programming; Hardware and Software synchronization. The comprehensive nature of the course covers assembly language programming using simulation tools.					
Course Objective	This course is designed to improve the learner's <u>EMPLOYABILITY SKILLS</u> by using <u>EXPERIENTIAL LEARNING</u> Methodologies					
Course Outcomes	On successful completion of this course the students shall be able to: CO1: Demonstrate ALP and C programs of various processors and microcontrollers, the TIMER, PWM and UART unit CO2: Apply interfacing of various peripherals to develop embedded applications.					
Course Content:						
List of Laboratory Task:						
Exp 01:- Level 01-WAP to find addition/Subtraction of two 32-bit numbers. Level 02 -WAP to find average of 'n' 32-bit numbers. Exp 02:- Level 01-WAP to find multiplication and Divison of two 32-bit numbers. Level 02-WAP to transfer a block of word from Source to destination memory Exp 03:- Level 01-WAP to find multiplication and Divison of two 32-bit numbers. Level 02-WAP to transfer a block of word from Source to destination memory Exp 04:- Level 01- WAP to implement hexadecimal addition/ subtraction. Level 02- WAP to implement hexadecimal multiplication Exp 05:- Level 01-CCS IDE with C-Programming Level 02- Interfacing with basic Input / Output Devices LEDs Exp 06:- Interfacing with basic Input / Output Devices switches Exp 07:-Interfacing with basic Input / Output Devices PUSH Button Exp 08:- Pulse Width Modulation (PWM) based Waveform Generation and Timing Exp 09:- Interfacing of Analog-to-Digital (ADC) and Digital-to-Analog (DAC) Converters Exp 10:- Interfacing of Sensors (Temperature Sensors / Ultrasonic Sensors etc.) • Integrating multiple devices in a small project Exp 11:- Interfacing of Displays (LCDs / seven-segment LEDs etc.)						

<p>Targeted Application & Tools that can be used: Targeted Applications: Industry 4.0, Biomedical and Agricultural automation Professionally Used Software: Keil Version 04/ Proteus</p>
<p>Project Work/Assignment:</p> <p>1. Case Study: At the end of the course students will be given a 'real-world' application-based on real world embedded system case study. Students will be submitting a report which will include Application Design, sensors used, middleware protocols used and working mechanism etc. in appropriate format</p> <p>2 Book/Article review: At the end of the course a literature review of any 05 recent articles from the reputed national and international journal/ conferences will be given by students. They need to refer to tools like Scopus/ Google-Scholar and submit a report on their understanding of the assigned article in appropriate format.</p> <p>3. Presentation: There will be a group presentation, where the students will be given a topic. They will have to present their review work.</p>
<p>Text Book(s):</p> <p>3. Alexander G. Dean, "Embedded Systems Fundamentals with Arm Cortex M Based Microcontrollers: A Practical Approach", ARM Education Media, 2nd Edition</p> <p>4. Andrew N. Sloss, Dominic Symes, Chris Wright, "ARM System Developer's Guide, Designing and Optimizing System Software", Morgan Kaufmann Publishers, 2nd Edition.</p>
<p>Reference(s): Reference Book(s):</p> <p>10. Jonathan W. Valvano, "Embedded Systems: Introduction to Arm® Cortex™-M Microcontroller- Vol 01", CreateSpace Independent Publishing Platform, 1st Edition</p> <p>11. Jonathan W. Valvano, "Embedded Systems: Real-Time Operating Systems for Arm® Cortex™-M Microcontrollers", CreateSpace Independent Publishing Platform, 1st Edition.</p> <p>12. ARM Cortex Datasheet available on (https://www.arm.com/)</p> <p>Online Resources (e-books, notes, ppts, video lectures etc.):</p> <p>13. Free online self-paced course :- https://bcourses.berkeley.edu.</p> <p>14. Online notes :- https://mitpress.mit.edu/books/internet-things</p> <p>15. NPTEL online video content:- http://www.digimat.in/nptel/courses/video/106105160/L22.html</p> <p>16. Online ppts :- https://www.upf.edu/prd/en/3376/22580</p> <p>17. Online ppts:- https://www.macs.hw.ac.uk/~dwcorne/Teaching/introdl.ppt</p> <p>18. Presidency University Library Link https://presiuniv.knimbus.com/user#/home</p> <p>E-content:</p> <p>5. Joseph Sifakis, " Embedded systems design - Scientific challenges and work directions 2009 Design, Automation & Test in Europe Conference & Exhibition https://ieeexplore.ieee.org/document/5090623</p> <p>6. Gabor Karsai; Fabio Massacci; Leon Osterweil; Ina Schieferdecker, " Evolving Embedded Systems", Computer , VOL. 43, issue.5 https://ieeexplore.ieee.org/document/5472888</p> <p>7. Sachin P. Kamat," An eye on design: Effective embedded system software", IEEE Potentials, VOL. 29, issue.5 https://ieeexplore.ieee.org/document/5568178</p> <p>8. Ahmed Abdallah; Eric M. Feron; Graham Hellestrand; Philip Koopman; Marilyn Wolf, " Hardware/Software Codesign of Aerospace and Automotive Systems", Proceedings of the IEEE , VOL. 98, issue.4 https://ieeexplore.ieee.org/document/5440056</p>

<p>Topics relevant to the: "FOUNDATION SKILLS", ARM Embedded Systems: Introduction to Embedded Systems. RISC Design Philosophy.</p> <p>Topics related to development of "EMPLOYABILITY": Interfacing peripherals: Basics of Interfacing Switches, LEDs, Seven segment displays. Interfacing Stepper motors and DC motors.</p>	
Catalogue prepared by	Dr Anilloy Frank
Recommended by the Board of Studies on	
Date of Approval by the Academic Council	

Course Code: EEE2502	Course Title: Electromagnetic Field Theory Type of Course: Professional Core & Theory only		L-T- P- C	3	1	0	4
Version No.	2.0						
Course Pre-requisites	MAT2301-Calculus and Differential Equation						
Anti-requisites	NIL						
Course Description	The purpose of this course is to provide a basic knowledge about Electromagnetic Fields. It uses the mathematical concepts of vector calculus for analysing the fields. The course enhances the ability to visualize the electric and magnetic fields by using simulation tools like MATLAB and Ansys etc.						
Course Objective	The objective of the course is to familiarize the learners with the concepts of Electromagnetic Field Theory and attain Skill Development through Problem Solving methodologies						
Course Outcomes	On successful completion of this course the students shall be able to: 1. Choose the suitable coordinating system for Electromagnetic field systems. 2. Explain the concept of electrostatics fields. 3. Describe the principles of magneto statics fields. 4. Summarize the static and time varying field equations.						
Course Content:							
Module 1	Introduction to vector analysis and coordinate systems	Assignment	Task on choosing the proper coordinate system for Analysis in various applications		12L+4T Sessions		
Topics:Sources and effects of electromagnetic fields – Coordinate Systems – Vector fields –Del Operator, Gradient, Divergence, Curl – Differential length, area and volume in different coordinate systems.							
Module 2	Electrostatic fields	Assignment	Virtual lab		12L+4T Sessions		
Topics:Coulomb’s law, Gauss’s law, Electric potential, Electric dipole and flux lines, Energy density in electrostatic field, Boundary conditions, Poisson’s and Laplace’s equation.							
Module 3	Magneto Static Fields	Project work	Programming Task / Hardware model		12L+4T Sessions		
Topics:Lorentz Force, Biot-Savart’s Law, Ampere’s Circuit Law, Magnetic Potential, Boundary Conditions, Inductor, Magnetic Energy.							
Module 4	Time Varying Electric and Magnetic Fields	Project work	Hardware model		9L+3T Sessions		
Topics: Faraday’s law, Displacement current, Maxwell’s four equations in integral form and differential form. Poynting Vector and the flow of power, Power flow in a co-axial cable, Instantaneous, Average and Complex Poynting Vector. Wave Equation from Maxwell’s equation							
Targeted Application & Tools that can be used: Application Area is in the operation of electrical systems, transmission lines, communication systems, Magnetic Levitation Trains, transformers and electrical machines. Professionally Used Software: MATLAB, ANSYS,Vlab.							
Textbooks: 1. Sadiku, Mathew N. O. and Kulkarni, S. V. “Principles of Electromagnetics”, 6th Edition, Oxford University Press, Latest Version. 2. W H Hayt Jr, J A Buck, and M Jaleel Akhtar . “Engineering Electromagnetics Ninth Edition, TMH Publications.							
References: 1. Cheng, David K., “Field & Wave Electromagnetics”, 2nd Edition, Pearson Education, 2014.							

2. Pramanik, Ashutosh, "Electromagnetism – Theory and Applications", 2nd Edition, Prentice-Hall of India Private Limited, New Delhi, 2009.

Online Learning Resources:

1. <https://ocw.mit.edu/resources/res-6-001-electromagnetic-fields-and-energy-spring-2008/>
2. <https://nptel.ac.in/courses/117/103/117103065/>
3. Case study: <https://iopscience.iop.org/article/10.1088/1742-6596/1826/1/012081/meta>
4. <https://puniversity.informaticsglobal.com:2229/login.aspx?direct=true&db=nlebk&AN=2706929&site=ehost-live>

Topics relevant to "SKILL DEVELOPMENT": Electric Field Intensity due to different charge distributions, Magnetic field Intensity due to current carrying conductor for Skill Development through Problem Solving methodologies. This is attained through assessment component mentioned in Course Plan.

Catalogue prepared by	Mr. K Sreekanth Reddy Mr. Bishakh Paul
Recommended by the Board of Studies on	BoS NO: 12 th , held on 27/7/2021
Date of Approval by the Academic Council	16 th Academic Council Meeting held on 23/10/21

Course Code: CSE2501	Course Title: Computer Organization and Architecture Type of Course: PCC	L- T-P- C	3	0	0	3
Version No.	1.0					
Course Pre-requisites						
Anti-requisites	NIL					
Course Description	This course introduces the core principles of computer architecture and organization from basic to intermediate level. This theory based course emphasizes on understanding the interaction between computer hardware and software. It equips the students with the intuition behind assembly-level instruction set architectures. It helps the students to interpret the operational concepts of computer technology as well as performance enhancement.					
Course Objective	The objective of the course is to familiarize the learners with the concepts of Computer Organization and Architecture and attain Skill Development through Participative Learning techniques.					
Course Outcomes	On successful completion of the course the students shall be able to: 1) Describe the basic components of a computer and their interconnections. [Remember] 2) Explain Instruction Set Architecture and Memory Unit [Understand] 3) Apply appropriate techniques to carry out selected arithmetic operations [Apply] 4) Explain the organization of memory and processor sub-system [Understand]					
Course Content:						
Module 1	Basic Structure of Computer	Assignment	Data Analysis task	12 Sessions		
Topics: Computer Types, Functional Units, Basic Operational concepts, Bus Structures, Computer systems RISC & CISC, Performance – Processor Clock, Basic Performance Equation, Clock Rate, Performance Measurement. Arithmetic Operations on Signed numbers. Instructions and Instruction Sequencing, Instruction formats, Memory Instructions.						
Module 2	Instruction Set Architecture and Memory Unit	Assignment	Analysis, Data Collection	12 Sessions		
Topics: Instruction Set Architecture: Addressing Modes, Stacks and Subroutines. Memory System: Memory Location and Addresses, Memory Operations, Semiconductor RAM Memories, Internal Organization of Memory chips, Cache memory mapping Techniques.						
Module 3	Arithmetic And Input/output Design	Case Study	Data analysis task	10 Sessions		
Topics: Arithmetic: Carry lookahead Adder, Signed-Operand Multiplication, Integer Division, and Floating point operations. Input/output Design: Accessing I/O Devices, I/O communication, Interrupt Hardware, Direct Memory Access, Buses, Interface Circuits						
Module 4	BPU and Pipelining	Assignment	Analysis, Data Collection	11 Sessions		
Topics: Basic Processing Unit: Fundamental Concepts, Single Bus organization, Control sequence, Execution of a Complete Instruction, Multiple Bus Organization. Pipelining: Parallel Processing, Pipelining, Arithmetic Pipeline, Instruction Pipeline, Hazards.						

Targeted Application & Tools that can be used:

Targeted employment sector is processor manufacturing and memory chip fabrication vendors like Intel, AMD, Motorola, NVidia, Samsung, Micron Technology, western Digital etc. Targeted job profiles include Memory circuit design and verification engineers, Physical system design engineer, System programmer, Fabrication engineer etc.

Tools:

Virtual Lab, IIT KGP

Tejas – Java Based Architectural Simulator, IIT Delhi

Project work/Assignment:

Each batch of students (self-selected batch mates – up to 4 in a batch) will be allocated case studies/assignments

Textbook(s):

1. Carl Hamacher, Zvonko Vranesic, Safwat Zaky, "Computer Organization", Sixth Edition, McGraw-Hill Higher Education, 2023 reprint.
2. William Stallings, "Computer Organization & Architecture – Designing for Performance", 11th Edition, Pearson Education Inc., 2019.

References

1. David A. Patterson & John L. Hennessy, "Computer Organization and Design MIPS Edition- The Hardware/Software Interface", 6th Edition, Morgan Kaufmann, Elsevier Publications, November 2020.
2. Web References:
3. NPTEL Course on "Computer architecture and organization" IIT Kharagpur By Prof. Indranil Sengupta, Prof. Kamalika Datta. <https://nptel.ac.in/courses/106105163>
4. NPTEL Course on "Computer Organization", IIT Madras By Prof. S. Raman.
5. <https://nptel.ac.in/courses/106106092>
6. <https://puniversity.informaticsglobal.com:2229/login.aspx>

Topics relevant to "SKILL DEVELOPMENT": Generation of Computers, CISC and RISC processors, Bus Arbitration, Collaboration and Data collection for Term assignments and Case Studies for Skill Development through Participative Learning techniques. This is attained through assessment component mentioned in course handout.

Course Code: ECE2502	Course Title: Analog Communication Type of Course: Program Core Theory only		L-T-P- C	3	0	0	3
Version No.	2.0						
Course Pre-requisites	Basic concepts of Linear Time- Invariant Systems, Fourier series, Fourier Transforms, representation of signals in time and frequency domain, sampling theorem, diode and transistor characteristics, diode switching times, PLL, VCO and AGC etc.,						
Anti-requisites	NIL						
Course Description	This course will introduce the basic concepts and techniques for analog communications. Applications of analog communication systems will be emphasized. It will help the students to form a strong foundation for the specialization in communication engineering. The course will discuss the requirements for modulation before feeding the message signal to the communication channel from the transmitter. Similarly, the role of demodulation techniques at the receiver side will be discussed.						
Course Objective	The objective of the course is to familiarize the learners with the concepts of Analog Communication and attain the SKILL DEVELOPMENT through EXPERIENTIAL LEARNING.						
Course Outcomes	On successful completion of the course the students shall be able to: 1. Demonstrate the basic concepts of the analog communication systems. 2. Illustrate the importance of performance characteristics for amplitude modulation schemes. 3. Utilize angle modulation and demodulation schemes to develop communication systems. 4. Differentiate various pulse analog modulation and demodulation schemes. 5. Determine the principles of multiplexing and demultiplexing techniques for wireless communication. 6. Examine the performance of analog communications						
Course Content:							
Module 1	Amplitude Modulation & Demodulation:	Assignment	Memory Recall based Quizzes	10Sessions			
Topics: Introduction: Elements of communication systems, Modulation, Modulation Methods and its Need, Frequency mixer, EM Spectrum and its Applications. Amplitude Modulation & Demodulation: DSB-FC (AM) modulation & its demodulation, Generation of AM signals, sideband and carrier power of AM, Double sideband suppressed carrier (DSB-SC) modulation & its demodulation. Single sideband (SSB) transmission, Generation of SSB signals, Features of Vestigial sideband (VSB) modulation, Comparison of various amplitude modulation techniques, Illustrative Problems.							
Module 2	Angle Modulation & Demodulation:	Assignment / Quiz	Design and analysis of parameters (simulation)	9 Sessions			
Topics: Concept of instantaneous frequency, Generalized concept of angle modulation, Bandwidth of angle modulated waves – Narrow band frequency modulation (NBFM) and Wide band FM (WBFM), Phase modulation, Generation of FM waves – Indirect method, Direct method. Demodulation of FM, Pre-emphasis & De-emphasis filters, Non-linear effects in FM systems, FM Transmitter and Receiver, Illustrative Problems.							

Module 3	Analog pulse modulation	Assignment	Memory Recall based Quizzes	8 Sessions
Topics: Pulse amplitude modulation (PAM) & demodulation, synchronization in PAM modulation Pulse-Time Modulation – Pulse Duration and Pulse Position modulations, and demodulation schemes, Multiplexing techniques				
Module 4	Noise	Assignment	Memory Recall based Quizzes	8 Sessions
Topics: Introduction to noise in communication, External Noise- Atmospheric noise, Extra-terrestrial noise, Industrial noise; internal noise- Thermal agitation noise, Shot noise, Miscellaneous noise, noise calculation, noise figure, noise temperature.				
Text Books: 1. Communication Systems, Simon Haykin, Michael Moher, Fifth Edition John Wiley & Sons 2009, 2. Modern Digital and Analog Communication Systems, B.P. Lathi, ZhiDing, Fourth edition Oxford University Press 2011.				
Reference Books: 1. Electronic Communications, Dennis Roddy and John Coolean, Pearson 4th Edition, 2008 2. Communication Systems (Analog and Digital), Dr. Sanjay Sharma, S.K. Kataria & Sons, 2013 Online Resources (e-books, notes, ppts, video lectures etc.): 1. https://youtu.be/iZM2zqxnEOc 2. https://www.sciencedirect.com/topics/engineering/analog-communication 3. https://nptel.ac.in/courses/117105143 4. https://www.slideshare.net/prestonking948/analog-communication 5. https://presiuniv.knimbus.com/user#/home E-content: 1. R. Boddeda, S. Almonacil, D. R. Arrieta and S. Bigo, "Analog/Digital Converter Requirements for Coherent Optical Satellite Communications," 2022 27th OptoElectronics and Communications Conference (OECC) and 2022 International Conference on Photonics in Switching and Computing (PSC), 2022, pp. 1-3, doi: 10.23919/OECC/PSC53152.2022.9850076. https://ieeexplore.ieee.org/document/9850076 2. A. Mezerins and V. Bepal'ko, "Estimation of analog-to-time and time-to-digital conversion efficiency in analog optical communication system testbed," 2015 Advances in Wireless and Optical Communications (RTUWO), 2015, pp. 211-214, doi: 10.1109/RTUWO.2015.7365754. https://ieeexplore.ieee.org/document/7365754 3. Y. Feng et al., "A 20.8-Gbps dual-carrier wireless communication link in 220-GHz band," in China Communications, vol. 18, no. 5, pp. 210-220, May 2021, doi: 10.23919/JCC.2021.05.013. https://ieeexplore.ieee.org/document/9444247 4. K. Onohara, J. Nishioka, T. Yoshida and N. Suzuki, "A Study of Multi-Channel Analog-to-Digital Conversion for Beyond-5G Mobile Fronthaul," 2020 Opto-Electronics and Communications Conference (OECC), 2020, pp. 1-3, doi: 10.1109/OECC48412.2020.9273574. https://ieeexplore.ieee.org/document/9273574				
Topics relevant to "SKILL DEVELOPMENT": AM, FM, PM and PAM for Skill Development through Experiential Learning techniques. This is attained through assessment component mentioned in course handout.				
Catalogue prepared by	Mrs. G Swetha			
Recommended by the Board of Studies on	12th BOS held on 10/08/2021			

Date of Approval by the Academic Council	Meeting No. 16th , Dated 23/10/2021
---	-------------------------------------

Course Code: ECE2552	Course Title: Analog Communication Lab Type of Course: Program Core Lab	L-T-P- C	0	0	2	1
Version No.	1.0					
Course Pre-requisites	Basic concepts of Linear Time- Invariant Systems, Fourier series, Fourier Transforms, representation of signals in time and frequency domain, sampling theorem, diode and transistor characteristics, diode switching times, PLL, VCO and AGC etc.,					
Anti-requisites	NIL					
Course Description	<p>This course will introduce the basic concepts and techniques for analog communications. Applications of analog communication systems will be emphasized. It will help the students to form a strong foundation for the specialization in communication engineering. The course will discuss the requirements for modulation before feeding the message signal to the communication channel from the transmitter. Similarly, the role of demodulation techniques at the receiver side will be discussed.</p> <p>The associated laboratory provides an opportunity to validate the concepts taught in theory as well as enhances the ability to visualize communication scenarios in order to provide a solution using various simulation tools and hardware tools.</p>					
Course Objective	The objective of the course is to familiarize the learners with the concepts of Analog Communication and attain the SKILL DEVELOPMENT through EXPERIENTIAL LEARNING.					
Course Outcomes	<p>On successful completion of this Lab the students shall be able to:</p> <ol style="list-style-type: none">1. Demonstrate the working of Amplitude Modulation & Demodulation techniques.2. Estimate improvement in spectrum efficiency using suppressed carrier modulation techniques.3. Apply the concepts of multiplexing and demultiplexing in analog modulation technique.4. Develop angle modulation for communication system.5. Experiment with pulse modulation circuits for communication system.6. Analyze various modulation and demodulation and angle modulation using modern tools.					
Course Content:						
List of Laboratory Tasks:						
Experiment NO 1:Study of Amplitude Modulation And Demodulation						
<p>Level 1: A message signal (baseband signal) will be generated by using function generator and high frequency carrier (Pass band Signal) will be used for Modulation. This can be done by either using MatLab Simulink or by using Experimental setup in laboratory.</p> <p>Level 2: A message signal (baseband signal) will be generated by own circuit and perform the modulation.</p>						
Experiment No. 2:Study of AM-DSB-SC modulation and demodulation						

Level 1: Similar to previous experiment and how one of the side band will be suppressed. Analysis should be done on power calculations.

Level 2: A message signal (baseband signal) will be generated by own circuit and perform the modulation

Experiment No. 3: Study of AM-SSB-SC modulation and demodulation

Level 1: Pass band signal and Base band signal both will be generate using Function generator.

Level 2: NA

Experiment No. 4: Study of Frequency Division Multiplexing with DSB-SC

Level 1: Two message signals and two carrier signals will be using for FDM

Level 2: analyze the spectrum efficiency of FDM

Experiment No. 5: Study of Frequency modulation and demodulation

Level 1: A message signal (baseband signal) will be generated by using function generator and high frequency carrier (Pass band Signal) will be used for Modulation. This can be done by either using MatLab Simulink or by using Experimental setup in laboratory.

Level 2: A voice signal will be converted to baseband signal.

Experiment No. 6: Study of Pulse Amplitude Modulation and Demodulation

Level 1: Similar to amplitude modulation, here carrier will a periodic pulse train

Level 2: Analyze how PAM will be used in Photo-biology and Ethernet network etc.,

Experiment No. 7: Study of Pulse Position Modulation and Demodulation

Level 1: Both message and carrier signals will be generate from function generator.

Level 2: Analyze how PPM will be used in Non-coherent detection, RF communications and etc.

Experiment No. 8: Study of Pulse Width Modulation and their Demodulation

Level 1: Both message and carrier signals will be generate from function generator.

Level 2: Analyze how PWM will used in contactless smart card, high frequency, RFID (radio frequency ID) tags and etc.

Targeted Application & Tools that can be used:

Targeted Applications: This course is contributed for placement in core companies, research & development work and also useful to know the existing & developing communications.

Professionally Used Software: MatLab, device setup in laboratory.

Text Books:

1. Communication Systems, Simon Haykin, Michael Moher, Fifth Edition John Wiley & Sons 2009,

2. Modern Digital and Analog Communication Systems, B.P. Lathi, ZhiDing, Fourth edition Oxford University Press 2011.

Reference Books:

1. Electronic Communications, Dennis Roddy and John Coolean, Pearson 4th Edition, 2008

2. Communication Systems (Analog and Digital), Dr. Sanjay Sharma, S.K. Kataria & Sons, 2013

Online Resources (e-books, notes, ppts, video lectures etc.):

1. <https://youtu.be/iZM2zgxnEOc>

2. <https://www.sciencedirect.com/topics/engineering/analog-communication>

3. <https://nptel.ac.in/courses/117105143>

4. <https://www.slideshare.net/prestonking948/analog-communication>

5. <https://presiuniv.knimbus.com/user#/home>

E-content:

1. R. Boddada, S. Almonacil, D. R. Arrieta and S. Bigo, "Analog/Digital Converter Requirements for Coherent Optical Satellite Communications," 2022 27th OptoElectronics and Communications Conference (OECC) and 2022 International Conference on Photonics in Switching and Computing (PSC), 2022, pp. 1-3, doi: 10.23919/OECC/PSC53152.2022.9850076.

<https://ieeexplore.ieee.org/document/9850076>

2. A. Mezerins and V. Bepal'ko, "Estimation of analog-to-time and time-to-digital conversion efficiency in analog optical communication system testbed," 2015 Advances in Wireless and Optical Communications (RTUWO), 2015, pp. 211-214, doi: 10.1109/RTUWO.2015.7365754.

<https://ieeexplore.ieee.org/document/7365754>

3. Y. Feng et al., "A 20.8-Gbps dual-carrier wireless communication link in 220-GHz band," in China Communications, vol. 18, no. 5, pp. 210-220, May 2021, doi: 10.23919/JCC.2021.05.013.

<https://ieeexplore.ieee.org/document/9444247>

4.K. Onohara, J. Nishioka, T. Yoshida and N. Suzuki, "A Study of Multi-Channel Analog-to-Digital Conversion for Beyond-5G Mobile Fronthaul," 2020 Opto-Electronics and Communications Conference (OECC), 2020, pp. 1-3, doi: 10.1109/OECC48412.2020.9273574.

<https://ieeexplore.ieee.org/document/9273574>

Topics relevant to "SKILL DEVELOPMENT": AM, FM, PM and PAM for Skill Development through Experiential Learning techniques. This is attained through assessment component mentioned in course handout.

Catalogue prepared by

Mrs. G Swetha

Recommended by the Board of Studies on

12th BOS held on 10/08/2021

Date of Approval by the Academic Council

Meeting No. 16th , Dated 23/10/2021

Course Code: ECE2522	Course Title: CMOS VLSI Design Type of Course: Program Core Theory		L- T- P- C	3	0	0	3
Version No.	1.0						
Course Pre-requisites	Analog electronics, Linear Integrated Circuits, Network Theory.						
Anti-requisites	NIL						
Course Description	This course provides insights into the fundamentals of VLSI Design-based systems. The course develops the knowledge of both hardware and software that leads to the design and implementation of both analogue VLSI circuits. The course emphasizes on CMOS technology, highlighting design methodology, testability, and design verification. The course also demonstrates the use of analog circuit design and layout using cadence virtuoso.						
Course Objective	The objective of the course is to SKILL DEVELOPMENT of students by using PARTICIPATIVE LEARNING techniques.						
Course Outcomes	CO1 Discuss the basic concepts of VLSI design. Understand CO2 Interpret the MOS transistor theory. Understand CO3 Evaluate the working of various CMOS Sub-circuits and Single Stage Amplifier. Understand CO4 Design the CMOS Amplifier Apply CO5 Analyze the different issues in layout, and floor Testing. Apply						
Course Content:							
Module 1	Device Physics	Assignment/ Quiz	Memory Recall based Quizzes	10 Sessions			
MOSFET Structure and Symbols, MOS I/V Characteristics, MOS Device Models: MOS Device Layout, MOS Device Capacitances, MOS Small-Signal Model, MOS SPICE models, NMOS Versus PMOS Devices, Long-Channel Versus Short-Channel Devices- Second-Order Effects. MOS Inverters-Static Characteristics: Introduction, Resistive-Load Inverter, Inverters with N-type MOSFET Load. Introduction SiGe BICMOS Technology.							
Module 2	Sub-Circuits	Assignment/ Quiz	Memory Recall based Quizzes	12 Sessions			
CMOS Inverter-stick diagram & layout. Large signal analysis of MOS Devices. MOS Switch, MOS Diode/Active Resistor, Current Sinks and Sources, Current Mirrors Current and Voltage References,							
Module 3	Amplifiers	Assignment/ Quiz	Memory Recall based Quizzes	12 Sessions			
Single-Stage Amplifiers: Common Source, Common Drain and Common Drain Amplifier. Cascode Amplifier and Folder Cascode Amplifier, Design of Differential amplifier: large and Small Signal model, Slew Rate and OPAMP: Ideal vs Practical, Compensation of Opamp, Design of Single and 2 Stage opamp.							
Module 4	Design issues and trends	Assignment/ Quiz	Memory Recall based Quizzes	10 Sessions			
Basics of data converters; Analog Testing, Floor Planning and Layout issues; Low Voltage and Low Power Circuits; Introduction to RF Electronics, Introduction to current mode VLSI design.							
Targeted Application & Tools that can be used: Targeted Applications: Design of different VLSI Circuits and Subcircuits for industrial applications Professionally Used Software: Cadence Virtuoso							
Project work/Assignment:							

<ol style="list-style-type: none"> 1. Find the aspect ratio of the Differential Amplifier for the given gain, slew rate and bandwidth and hence design and verify the differential amplifier in cadence virtuoso. 2. Find the aspect ratio of the 2stage OPAMP for the given gain, slew rate and bandwidth and hence design and verify the differential amplifier in cadence virtuoso. 3. Design the CMOS-based rectifier circuits in cadence virtuoso to obtain the constant output of 2 V, if the peak input ac voltage is 3 V at the frequency of 300 Hz and internal resistance is 2Mohm and Internal capacitance is 10 nF. 	
Text Books: <ol style="list-style-type: none"> 1. B. Razavi, Design of Analog CMOS Integrated Circuits, McGraw Hill 2001 2. P. E. Allen and D. R. Holberg, CMOS Analog Circuit Design, 2nd edition, Oxford University Press, 1997 	
Reference(s): Reference Books <ol style="list-style-type: none"> 1. B. Razavi, RF Microelectronics, Prentice-Hall, 1998. 2. R. Jacob Baker, CMOS Circuit Design, Layout, and Simulation, IEEE Press, 1997. 3. P. R. Gray and R. G. Meyer, Analysis and design of Analog Integrated circuits 4th Edition, Wiley Student Edition, 2001. 4. D. A. Johns and K. Martin, Analog Integrated Circuit Design, Wiley Student Edition, 2002. 	
Online Resources (e-books, notes, ppts, video lectures etc.): <ol style="list-style-type: none"> 1. 1. Video lectures on "VLSI Devices: Modeling and Simulation" by Prof. Dr. S K Lahiri, IIT KGP http://www.satishkashyap.com/2013/07/video-lectures-on-vlsi-devices-modeling.html. 2. VLSI Design, IIT Bombay by Prof. A.N. Chandorkar https://nptel.ac.in/courses/117/101/117101058/ 3. CMOS Digital VLSI Design by Prof. Sudeb Dasgupta, IIT Roorkee. https://onlinecourses.nptel.ac.in/noc21_ee09/preview 	
E-content: <ol style="list-style-type: none"> 1. Konar, Maitraiye, Rashmi Sahu, and Sudip Kundu. "Improvement of the gain accuracy of the instrumentation amplifier using a very high gain operational amplifier." In <i>2019 Devices for Integrated Circuit (DevIC)</i>, pp. 408-412. IEEE, 2019. https://ieeexplore.ieee.org/abstract/document/8783414 2. Kundu, Sudip, and Pradip Mandal. "ISGP: Iterative sequential geometric programming for precise and robust CMOS analog circuit sizing." <i>Integration</i> 47, no. 4 (2014): 510-531. https://www.sciencedirect.com/science/article/pii/S0167926014000078 3. Singh, Geetanjali, Srikanta Pal, and Sudip Kundu. "A zero bias highly efficient active diode circuit for piezoelectric energy harvester." <i>International Journal of Nanoparticles</i> 14, no. 2-4 (2022): 106-120. https://www.inderscienceonline.com/doi/abs/10.1504/IJNP.2022.126377 4. Kundu, Sudip, and Pradip Mandal. "A generic and efficient modeling of phase margin of high performance CMOS OpAmps." In <i>Proceedings of the 2014 IEEE Students' Technology Symposium</i>, pp. 164-169. IEEE, 2014. https://ieeexplore.ieee.org/abstract/document/6808040 5. Kumar, Vikash, Rishab Mehra, and Aminul Islam. "A 2.5 GHz Low Power, High-Q, Reliable Design of Active Bandpass Filter." <i>IEEE Transactions on Device and Materials Reliability</i> 17, no. 1 (2017): 229-244. https://ieeexplore.ieee.org/stamp/stamp.jsp?tp=&arnumber=7814293 	
5. Presidency University Library Link: - https://presiuniv.knimbus.com/user#/home	
Topics related to the development of "FOUNDATION SKILLS": MOS Transistors, Topics related to the development of "EMPLOYABILITY": Design of Opamp	
Catalogue prepared by	Dr Ashutosh Anand
Recommended by the Board of Studies on	

Date of Approval by the Academic Council	
--	--

Course Code: ECE2572	Course Title: CMOS VLSI Design Lab Type of Course: Program Core Lab	L- T- P- C	0	0	2	1
Version No.	1.0					
Course Pre-requisites	Analog electronics, Linear Integrated Circuits, Network Theory.					
Anti-requisites	NIL					
Course Description	This course provides insights into the fundamentals of VLSI Design-based systems. The course develops the knowledge of both hardware and software that leads to the design and implementation of both analogue VLSI circuits. The course emphasizes on CMOS technology, highlighting design methodology, testability, and design verification. The course also demonstrates the use of analog circuit design and layout using cadence virtuoso.					
Course Objective	The objective of the course is to SKILL DEVELOPMENT of students by using EXPERIENTIAL LEARNING techniques.					
Course Outcomes	CO1 Analyse the MOS Transistor parameter. Analyse CO2 Analyse the designed Gates in Cadence Virtuoso. Analyse CO3 Create the schematic and symbol of CMOS amplifier. Analyse CO4 Analyze the different issues in layout, and floor Testing. Analyse					
Course Content:						
List of Laboratory Tasks:						
Lab 0: Familiarization of the Cadence Lab.						
Lab experiments:						
1. Design a MOS transistor (nmos and pmos) using the cadence tool and obtain its Static Characteristics. Find the relationship between Current ID (Drain current) and Voltage VDS (Drain to Source voltage) for different values of Vgs (Gate to Source voltages). Find ID, Vgs and VDS? In which region the transistor is operating?						
2. Design and simulate the Invertor Circuits, Create Symbol and Layout of the Invertor (All 3 Compulsory)						
3. Design and Simulate the NAND gate, Create Symbol and layout of Nand gate. (All 3 Compulsory)						
4. Design and simulate the NOR gate, Create Symbol and layout of NOR gate (All 3 are Compulsory)						
5. Design the common source amplifier with given specifications, completing the design flow mentioned below: (a) Draw the schematic and symbol and verify the following: DC Analysis, AC Analysis Transient Analysis (b) Draw the Layout and verify the DRC, ERC, Check for LVS, Extract RC and back annotate the same and verify the Design.						
6. Design the common drain amplifier with the given specifications, completing the design flow mentioned below: (a) Draw the schematic and symbol and verify the following: DC Analysis, AC Analysis Transient Analysis (b) Draw the Layout and verify the DRC, ERC, Check for LVS, Extract RC and back annotate the same and verify the Design.						
7. Design the single stage CMOS differential amplifier with the given specifications, completing the design flow mentioned below: (a) Draw the schematic and symbol and verify the following: DC Analysis, AC Analysis Transient Analysis (b) Draw the						

<p>Layout and verify the DRC, ERC, Check for LVS, Extract RC and back annotate the same and verify the Design</p> <p>8. Design an op-amp with given specification* using given differential amplifier & Common source amplifier in library** and completing the design flow mentioned below. (a) Draw the schematic and symbol and verify the following: DC Analysis, AC Analysis Transient Analysis (b) Draw the Layout and verify the DRC, ERC, Check for LVS, Extract RC and back annotate the same and verify the Design</p> <p>9. Design a 4 bit R-2R based DAC for the given specification and completing the design flow mentioned using given op-amp in the library**.(a) Draw the schematic and symbol and verify the following: DC Analysis, AC Analysis Transient Analysis (b) Draw the Layout and verify the DRC, ERC, Check for LVS, Extract RC and back annotate the same and verify the Design</p> <p>(Optional Experiments)</p>
<p>Targeted Application & Tools that can be used:</p> <p>Targeted Applications: Design of different VLSI Circuits and Subcircuits for industrial applications</p> <p>Professionally Used Software: Cadence Virtuoso</p>
<p>Project work/Assignment:</p>
<p>4. Find the aspect ratio of the Differential Amplifier for the given gain, slew rate and bandwidth and hence design and verify the differential amplifier in cadence virtuoso.</p> <p>5. Find the aspect ratio of the 2stage OPAMP for the given gain, slew rate and bandwidth and hence design and verify the differential amplifier in cadence virtuoso.</p> <p>6. Design the CMOS-based rectifier circuits in cadence virtuoso to obtain the constant output of 2 V, if the peak input ac voltage is 3 V at the frequency of 300 Hz and internal resistance is 2Mohm and Internal capacitance is 10 nF.</p>
<p>Text Books:</p> <ol style="list-style-type: none"> 1. B. Razavi, Design of Analog CMOS Integrated Circuits, McGraw Hill 2001 2. P. E. Allen and D. R. Holberg, CMOS Analog Circuit Design, 2nd edition, Oxford University Press, 1997
<p>Reference(s):</p> <p>Reference Books</p> <ol style="list-style-type: none"> 1. B. Razavi, RF Microelectronics, Prentice-Hall, 1998. 2. R. Jacob Baker, CMOS Circuit Design, Layout, and Simulation, IEEE Press, 1997. 3. P. R. Gray and R. G. Meyer, Analysis and design of Analog Integrated circuits 4th Edition, Wiley Student Edition, 2001. 4. D. A. Johns and K. Martin, Analog Integrated Circuit Design, Wiley Student Edition, 2002. <p>Online Resources (e-books, notes, ppts, video lectures etc.):</p> <ol style="list-style-type: none"> 1. Video lectures on "VLSI Devices: Modeling and Simulation" by Prof. Dr. S K Lahiri, IIT KGP 2. http://www.satishkashyap.com/2013/07/video-lectures-on-vlsi-devices-modeling.html. 3. VLSI Design, IIT Bombay by Prof. A.N. Chandorkarhttps://nptel.ac.in/courses/117/101/117101058/ 4. CMOS Digital VLSI Design by Prof. SudebDasgupta, IIT Roorkee. https://onlinecourses.nptel.ac.in/noc21_ee09/preview <p>E-content:</p> <ol style="list-style-type: none"> 1. Konar, Maitraiye, Rashmi Sahu, and Sudip Kundu. "Improvement of the gain accuracy of the instrumentation amplifier using a very high gain operational amplifier." In <i>2019 Devices for Integrated Circuit (DevIC)</i>, pp. 408-412. IEEE, 2019. https://ieeexplore.ieee.org/abstract/document/8783414 2. Kundu, Sudip, and Pradip Mandal. "ISGP: Iterative sequential geometric programming for precise and robust CMOS analog circuit sizing." <i>Integration</i> 47, no. 4 (2014): 510-531. https://www.sciencedirect.com/science/article/pii/S0167926014000078 3. Singh, Geetanjali, Srikanta Pal, and Sudip Kundu. "A zero bias highly efficient active diode circuit for piezoelectric energy harvester." <i>International Journal of</i>

<p><i>Nanoparticles</i> 14, no. 2-4 (2022): 106-120. https://www.inderscienceonline.com/doi/abs/10.1504/IJNP.2022.126377</p> <p>4. Kundu, Sudip, and Pradip Mandal. "A generic and efficient modeling of phase margin of high performance CMOS OpAmps." In <i>Proceedings of the 2014 IEEE Students' Technology Symposium</i>, pp. 164-169. IEEE, 2014. https://ieeexplore.ieee.org/abstract/document/6808040</p> <p>5. Kumar, Vikash, Rishab Mehra, and Aminul Islam. "A 2.5 GHz Low Power, High-Q, Reliable Design of Active Bandpass Filter." <i>IEEE Transactions on Device and Materials Reliability</i> 17, no. 1 (2017): 229-244. https://ieeexplore.ieee.org/stamp/stamp.jsp?tp=&arnumber=7814293</p> <p>6. 5.Presidency University Library Link:-https://presiuniv.knimbus.com/user#/home</p>	
<p>Topics related to the development of "FOUNDATION SKILLS": MOS Transistors, Topics related to the development of "EMPLOYABILITY": Design of Opamp</p>	
Catalogue prepared by	Dr Ashutosh Anand
Recommended by the Board of Studies on	
Date of Approval by the Academic Council	

Course Code: ECE2505	Course Title: Transmission Lines and Waveguides Type of Course: Program Core & Theory only		L- T-P- C	3	0	0	3
Version No.	2.0						
Course Pre-requisites	The knowledge of vector algebra, basics of electrical engineering, network theory and MATLAB-SIMULINK software tool						
Anti-requisites	NIL						
Course Description	The course focuses on various types of transmission lines used in daily life. The course includes stub impedance matching, transmission and reception of high frequency waves through co-axial cable and waveguide. This course lays a foundation for many communication related courses like satellite communication, mobile communication, analog and digital communication etc.						
Course Objective	The objective of the course is to familiarize the learners with the concepts of Transmission Lines and Waveguides and attain the SKILL DEVELOPMENT through PROBLEM SOLVING.						
Course Outcomes	On successful completion of this course the students shall be able to: 1. Discuss the working of transmission lines such as co-axial cable and associated parameters 2.Compute the calculations pertaining to stub impedance and its parameters 3. Describe the working of waveguide such as rectangular waveguide and associated parameters						
Course Content:							
Module 1	Transmission Lines and its parameters	Assignment	Simulation task (transmission lines and its parameters)		13 Session		
Topics: Introduction to Transmission lines, transmission line parameters calculation for co-axial cable, Transmission line equations, Concept and numerical on input impedance,Reflection coefficient, VSWR, characteristic impedance, open and short circuited lines.							
Module 2	Stub impedance matching	Assignment	Simulation task (stub impedance matching parameters)		13 Session		
Topics: Introduction to stub impedance matching, single stub impedance matching and numerical, double stub impedance matchingand numerical, Smith chart fundamentals , construction of Smith chart, use of Smith chart to solve stub impedance matching problems, Some applications of transmission lines							
Module 3	Waveguides	Assignment	Simulation task		13 Session		
Topics: Introduction, properties and characteristics of waveguides, Applications of Waveguides, General approach to solve field inside waveguide,TM wave in rectangular waveguide, various TM modes, waveguide as a high pass filter, Power transmission and attenuation, TE wave in rectangular waveguide, various TE modes, excitation of waveguides, waveguide terminations, introduction to waveguide resonators							
List of Laboratory Tasks: Nil							
Targeted Application & Tools that can be used: Application Area:Telecommunication, Satellite communication, low and high frequency magnetic field transmission, Wireless technology, Optical communication. Professionally Used Hardware/Software: Arduino/Raspberry Pi , MATLAB/SIMULINK/Arduino/Python							
Text Book(s)							
1. K. Giridhar, "Transmission Lines and Wave Guides", Pooja Publications, India, Fourth Edition.							

Reference Book(s):

1. Pramanik, Ashutosh, "Electromagnetism – Theory and Applications", Prentice-Hall of India Private Limited, Second Edition.

Online Resources (e-books, notes, ppts, video lectures etc.):

1. <https://ocw.mit.edu/courses/electrical-engineering-and-computer-science/6-013-electromagnetics-and-applications-fall-2005/lecture-notes/>
2. <https://ocw.mit.edu/courses/electrical-engineering-and-computer-science/6-776-high-speed-communication-circuits-spring-2005/lecture-notes/>
3. <https://presiuniv.knimbus.com/user#/home>

E-content:

1. H. He, B. Li and Y. Sun, "The study of different transmission lines in high speed optical module," 2014 15th International Conference on Electronic Packaging Technology, 2014, pp. 1052-1055, doi: 10.1109/ICEPT.2014.6922826.
<https://ieeexplore.ieee.org/document/6922826>
2. F. Olyslager, "Properties of and generalized full-wave transmission line models for hybrid (Bi)(an)isotropic waveguides," in IEEE Transactions on Microwave Theory and Techniques, vol. 44, no. 11, pp. 2064-2075, Nov. 1996, doi: 10.1109/22.543964.
<https://ieeexplore.ieee.org/document/543964>
3. W. J. Getsinger, "An introduction to microwave transmission lines," [1992] Proceedings of the 35th Midwest Symposium on Circuits and Systems, 1992, pp. 1016-1019 vol.2, doi: 10.1109/MWSCAS.1992.271122.
<https://ieeexplore.ieee.org/document/271122>
4. F. Distler, J. Schür and M. Vossiek, "In-depth characterization of a dielectric waveguide for mmW transmission line applications," 2018 IEEE 22nd Workshop on Signal and Power Integrity (SPI), 2018, pp. 1-4, doi: 10.1109/SaPIW.2018.8401671.
<https://ieeexplore.ieee.org/document/8401671>

Topics relevant to "SKILL DEVELOPMENT": Transmission line parameters, Reflection coefficient, VSWR, Impedance Matching, Smith Chart, Waveguides for Skill Development through Problem Solving techniques. This is attained through assessment component mentioned in course handout.

Catalogue prepared by	Dr. Rakesh Chowdhury
Recommended by the Board of Studies on	12th BOS held on 10/08/2021
Date of Approval by the Academic Council	Meeting No. 16th , Dated 23/10/2021

Course Code: ECE2503	Course Title: Digital Communication. Type of Course: Program Core – Theory only		L-T-P-C	3	0	0	3
Version No.	1.0						
Course Pre-requisites	Basics of analog circuit design, Binary operations in digital electronics, Knowledge of analog communication to highlight its demerits, signals and systems to perform operations on signals and digital signal processing for processing digital signals and for the implementation of digital filters.						
Anti-requisites	NIL						
Course Description	The course deals with the importance and applications of digital communication for data, video, audio, image transmission and reception. The course is conceptual and application oriented. This course acts as a foundation for the future courses in communication domain like mobile communication, antenna and microwave engineering, satellite communication and data communication and networks etc.						
Course Objective	The objective of the course is to familiarize the learners with the concepts of Digital Communication and attain Skill Development through Experiential Learning techniques.						
Course Outcomes	On successful completion of this course the students shall be able to: 10. Discuss the subsystem components needed to build both wired and wireless digital communication systems. 11. Describe various processes involved in the pulse code modulation and demodulation in wired communication. 12. Explain various processes involved in digital modulation and demodulation in wireless communications. 13. Apply the concepts in power amplifier applications and to choose suitable antenna in digital communication.						
Course Content:							
Module 1	Introduction to Digital Communication	Assignment/ Quiz	Numerical solving Task	12 Sessions			
Block diagram of digital communication, Sampling Principles: Sampling Theorem, Quadrature sampling of Band pass signal, Practical aspects of sampling and signal recovery, Hilbert Transform, Pre-envelopes, Comple-envelopes							
Module 2	Waveform coding techniques and Inter Symbol Interference	Assignment/ Quiz	Memory Recall based Quizzes	12 Sessions			
TDM, PCM, DPCM and DM, Numerical. ISI, Nyquist’s criterion for distortion less base-band binary transmission, correlative coding, eye pattern.							
Module 3	Digital Modulation Techniques	Assignment/ Quiz	Memory Recall-based Quizzes	12 Sessions			
Digital modulation formats, coherent binary modulation techniques, coherent quadrature modulation techniques. Non-coherent binary modulation techniques.							
Module 4	Spread Spectrum Modulation and Detection and Estimation	Assignment/ Quiz	Numerical solving Task	12 Sessions			

<p>Pseudo noise sequences, notion of spread spectrum, direct sequence spread spectrum, frequency hop spread spectrum, applications, Numerical. Gram-Schmidt orthogonalization procedure, geometric representation of signals, Probability of error (statement only), Some applications of DS Spread Spectrum Signals, Generation of PN Sequences</p>	
<p>Targeted Application & Tools that can be used: Application Area is transmission and reception of data, voice, image, video, text, scanned documents etc. between the two places through wired or wireless communication using digital communication components or systems.</p>	
<p>Text Book(s): 9. 1. Simon Haykin, "Digital Communication", John Wiley Publication, 2003, 2nd Edition. 10. 2. John G. Proakis, "Digital Communication", TMH Publication, 3rd Edition</p>	
<p>Reference Book (s): 10. 1. B. Sklar, "Digital Communication: Fundamentals and Applications", Pearson Edition, 2nd Edition. 11. 2. Sam Shanmugam, "Digital & Analog Communication K.", John Wiley Publication, 2nd Edition.</p>	
<p>Online Resources (e-books, notes, ppts, video lectures etc.): 15. https://presiuniv.knimbus.com/user#home 16. MIT OPEN COURSE: https://ocw.mit.edu/courses/electrical-engineering-and-computer-science/6-450-principles-of-digital-communications-i-fall-2006/ 17. MIT PRINCIPLES OF DIGITAL COMMUNICATIONS: https://ocw.mit.edu/courses/electrical-engineering-and-computer-science/6-450-principles-of-digital-communications-i-fall-2006/video-lectures/lecture-1-introduction/ 18. MIT PRINCIPLES OF DIGITAL COMMUNICATIONS : https://ocw.mit.edu/courses/electrical-engineering-and-computer-science/6-450-principles-of-digital-communications-i-fall-2006/video-lectures/lecture-6-quantization/ 19. MIT PRINCIPLES OF DIGITAL COMMUNICATIONS : https://ocw.mit.edu/courses/electrical-engineering-and-computer-science/6-02-introduction-to-eecs-ii-digital-communication-systems-fall-2012/lecture-videos/lecture-15-modulation-demodulation/</p>	
<p>Topics relevant to "SKILL DEVELOPMENT": Learning concepts of different pulse code modulations helps in Skill Development through Experiential Learning techniques. This is attained through assessment component mentioned in course plan.</p>	
Catalogue prepared by	Ms. Aruna M, Ms. Amrutha V Nair
Recommended by the Board of Studies on	19 th BOS held on 3 rd July 2024
Date of Approval by the Academic Council	24 th Academic Council Meeting held on 03/08/2024.

Course Code: ECE2553	Course Title: Digital Communication Lab Type of Course: Program Core, Lab	L-T-P-C	0	0	2	1
Version No.	1.0					
Course Pre-requisites	Basics of analog circuit design, Binary operations in digital electronics, Knowledge of analog communication to highlight its demerits, signals and systems to perform operations on signals and digital signal processing for processing digital signals and for the implementation of digital filters.					
Anti-requisites	NIL					
Course Description	The laboratory experiments provide an opportunity for the students to validate the concepts learned in theory through experiments and motivate the students to extend such laboratory experiments to real life applications..					
Course Objective	The objective of the course is to familiarize the learners with the concepts of Digital Communication and attain the SKILL DEVELOPMENT through EXPERIENTIAL LEARNING.					
Course Outcomes	On successful completion of this Lab the students shall be able to: 14.Implement pulse code modulation technique to convert analog signal into binary data. 15.Demonstrate pulse code demodulation technique to convert binary data into analog signal.					
Course Content:						
List of Laboratory Tasks:						
Experiment No 1: Verify Sampling theorem						
Level 1: Implementation of sampling circuit to convert given analog signal into its samples with sampling frequency $f_s \geq 2f_{max}$ using LT Spice/MATLAB simulation tool.						
Level 2: Implementation of sampling circuit to convert given analog signal into its samples with sampling frequency $f_s \geq 2f_{max}$ using analog and/or digital hardware components.						
Experiment No 2: Quantizer circuit						
Level 1: Simulate the appropriate quantizer circuit to replace the samples of analog signal into its nearest value using LT spice/MATLAB simulation tool.						
Level 2: Rig up the appropriate quantizer circuit to replace the samples of analog signal into its nearest value using analog and/or digital hardware components.						
Experiment No 3: Encoder circuit						
Level 1: Implementation of suitable encoder circuit to represent binary data for the quantized samples using LT spice/MATLAB simulation tool						
Level 2: Construct suitable encoder circuit to represent binary data for the quantized samples using analog and/or digital hardware components.						
Experiment No 4: Parallel to Serial converter						
Level 1: Simulate appropriate parallel to serial converter for the encoded binary bits to obtain serial binary data using LT spice/MATLAB simulation tool.						

<p>Level 2: Rig up the appropriate parallel to serial converter for the encoded binary bits to obtain serial binary data using analog and/or digital hardware components.</p> <p>Experiment 5:</p> <p>Level 1: Simulate appropriate serial to parallel converter for the encoded binary bits to obtain serial binary data using LT spice/MATLAB simulation tool.</p> <p>Level 2: Rig up the appropriate serial to parallel converter for the encoded binary bits to obtain serial binary data using analog and/or digital hardware components.</p> <p>Experiment 6:</p> <p>Level 1: Implementation of suitable decoder circuit to represent binary data for the quantized samples using LT spice/MATLAB simulation tool.</p> <p>Level 2: Construct suitable decoder circuit to represent binary data for the quantized samples using analog and/or digital hardware components.</p> <p>Experiment 7:</p> <p>Level 1: Implementation of reconstruction low pass filters to recover analog signal using LT spice/MATLAB simulation tool.</p> <p>Level 2: Carry out the reconstruction low pass filter circuit to recover analog signal using analog and/or digital hardware components.</p> <p>Experiment 8: Pulse modulation</p> <p>Level 1: Integration of all the experiments from 1 to 7, for the demonstration of pulse code modulation and demodulation using LT spice/MATLAB simulation tool.</p> <p>Level 2: Integration of all the experiments from 1 to 7, for the demonstration of pulse code modulation and demodulation for the given analog signal using analog and/or digital hardware components. Use co-axial or telephone cable as wired channel to establish communication between modulator and demodulator.</p>	
<p>Targeted Application & Tools that can be used:</p> <p>Targeted Applications: Transmission and reception of data, voice, image, video, text, scanned documents etc. between the two places through wired or wireless communication using digital communication components or systems.</p> <p>Professionally Used Hardware/Software: DSP processor/Arduino/Raspberry Pi, LT-Spice/MATLAB/SIMULINK</p>	
<p>Text Book(s):</p> <p>11. Digital Communication Laboratory Manual.</p>	
<p>Topics relevant to "SKILL DEVELOPMENT": Performing suitable experiments to perform pulse code modulation for Skill Development through Experiential Learning techniques. This is attained through assessment component mentioned in course plan.</p>	
Catalogue prepared by	Aruna M, Amrutha V Nair
Recommended by the Board of Studies on	19 th BOS held on 3 rd July 2024
Date of Approval by the Academic Council	24 th Academic Council Meeting held on 03/08/2024.

Course Code: ECE2554	Course Title: Data Communication and Networking Type of Course: Progra Core	L- T- P- C	3	0	0	3
Version No.	1.0					
Course Pre-requisites	Problem Solving using JAVA (CSE1001), Digital Communication –ECE3007 Basic programming skills for implementing protocols. Basic concepts of baseband and band pass transmission through AWGN channel, digital modulation modulators and Detectors, baseband and bandpass modulation schemes.					
Anti-requisites	NIL					
Course Description	The purpose of this course is to introduce the student to the basics of computer communications. Data communications and networking includes long haul network hardware, circuit and packet switching, interfaces between computer and network hardware, and performance issues. The course develops technical as well as debugging skills. The course enables the students to build various networks among different distributed networks.					
Course Objective	This course is designed to develop <u>ENTREPRENEURIAL SKILLS</u> by using <u>EXPERIENTIAL LEARNING</u> techniques.					
Course Outcomes	On successful completion of this course the students shall be able to: 1. Summarize the layers of OSI model, TCP/IP model associated with data communication 2. Discuss different noise handling and MAC protocols at data link layer. 3. Employ internet and transport protocols in various applications. 4. Illustrate Application layer protocols and Security functions.					
Course Content:						
Module 1	Network Models & Physical Layer	Quiz	Memory Recall based Quizzes	7 Session		
Topics: Introduction-Data Communications, Networks, internet, Protocols and Standards, layered tasks, The OSI Model layers, TCP/IP Protocol Suite, Network Models, Circuit switched networks						
Module 2	Data Link Layer	Assignment	Design oriented	14 Session		
Topics: Framing, Flow and Error control, Protocols for Noiseless and noisy channels-Simplest Protocol, Stop and wait protocol, Stop and wait automatic repeat request, Go-Back-N automatic repeat request, HDLC, Random access, ALOHA, CSMA, Controlled access, channelization, wired LAN, Wireless LAN. FDMA, CDMA, TDMA						
Module 3	Network and Transport Layer	Assignment	Design Analysis	9 Session		
Topics: IPv4 Addresses - spaces, notation, classful and classless addressing; IPv6 Addresses - structure, address space, internet protocols - Headers, IPv4, IPv6, Transport protocols-UDP-user datagram, check sum, operation and uses, TCP-services, features, segment, TCP connection.						
Module 4	Application layer and Security	Assignment	Application based analysis	10 Session		
Topics: Domain name system-Name space, Domain name space, DNS in Internet, resolver, Overview of Cryptography and IP Security.						
	List of Laboratory Tasks: NIL					

<p>Targeted Application & Tools that can be used: Application Area are, companies like CISCO, IBM, TCS, Infosys, where network routing and maintenance of computer networks are handled.</p> <p>Professionally Used Software: Network simulator tools like NS2, NS3, GNS3, Cisco Packet Tracer, Putty, Microsoft Visio, Secure CRT.</p>	
<p>Project work/Assignment:</p> <p>1. Article review: At the end of course an article topic will be given to an individual or a group of students. They need to refer the library resources and write a report on their understanding about the assigned article in appropriate format. Presidency University Library Link.</p> <p>2. Presentation: There will be a group presentation, where the students will be given a topic. They will have to explain/demonstrate the working and discuss the applications for the same.</p> <p>3. Assignment: (a) Create a simple network model with multiple scenarios, collect statistics on network performance through the use of simulation tools, analyse statistics and draw conclusions on network performance. (b) Performance analysis of layer 1 and layer 2 (physical and data link layer) devices in LAN.</p>	
<p>Text Book(s):</p> <p>1. Behrouz A Forouzan, "Data Communications and Networking", 5th Edition, Tata McGraw-Hill, 2012.</p>	
<p>Reference(s): Reference Book(s):</p> <ol style="list-style-type: none"> 1. James F. Kurose, Keith W. Ross, "Computer Networks", 2nd Edition, Pearson education 2003. 2. Wayne Tomasi, "Introduction to Data communication and Networking", Pearson education, 2007. 3. W. Stallings, "Data and Computer Communications", 8th edition, Pearson Prentice Hall, 2013. <p>Online Resources (e-books, notes, ppts, video lectures etc.):</p> <ol style="list-style-type: none"> 1. https://www.cs.vu.nl/~ast/CN5/ 2. https://open.lib.umn.edu/exploringbusiness/chapter/15-5-data-communications-networks/ 3. https://www.ibm.com/in-en/cloud/learn/networking-a-complete-guide 4. https://www.youtube.com/watch?v=mYWslbszYQ 5. https://www.open.edu/openlearncreate/mod/oucontent/view.php?id=129584&printable=1 6. Presidency University Library Link :- https://presiuniv.knimbus.com/user#/home 	
<p>E-content:</p> <ol style="list-style-type: none"> 1. Agrawal D. and Zeng, Q. Introduction to Wireless and Mobile Systems. Pacific Grove, CA, NJ: Brooks/Cole Thomson Learning, 2003. 2. Couch, L. Digital and Analog Communication Systems. Upper Saddle River, NJ: Prentice Hall, 2000. 3. Gast, M. 802.11 Wireless Network. Sebastopol, CA: O'Reilly, 2000. Garcia, A. and Widjaja, I, Communication Networks. New York, NY: McGraw-Hill, 2003. 4. Halsall, F. Multimedia Communication. Reading, MA: Addison-Wesley, 2001. Hamming, R. Coding and Information Theory. Upper Saddle River, NJ: Prentice Hall, 1980. 	
<p>Topics related to development of "FOUNDATION": Layered Computer Network Models. Topics related to development of "EMPLOYABILITY": IPv4 and TCP protocols. Topics related to development of "ENTREPRENEURSHIP": Computer Networks and Domain names.</p>	
Catalogue prepared by	Dr Rakesh Chowdhury
Recommended by the Board of Studies on	BOS Meeting NO: 15th BOS held on 28/07/2022
Date of Approval by the Academic Council	Academic Council Meeting No. 18th , Dated 03/08/2022

Course Code: ECE2553	Course Title: Digital VLSI Design Type of Course: Program Core, Theory only	L- T-P- C	3	0	0	3
Version No.	1.0					
Course Pre-requisites	Low Power VLSI Design, Foundations for VLSI Design					
Anti-requisites	NIL					
Course Description	The purpose of this course is to enable the students to understand the fundamentals of Digital and embedded systems. The course insights into the various methodology and models for real-world circuits and enhances student’s abilities to implement programmable logic devices for specific chip design. The course emphasizes on memory types with error detection and correction techniques and also demonstrates the use of Hardware Description Language (HDL) to develop designs for high level synthesis and simulation.					
Course Objective	This course is designed to improve the learners' <u>EMPLOYABILITY SKILLS</u> by using <u>EXPERIENTIAL LEARNING</u> techniques using open source Design Tools.					
Course Outcomes	On successful completion of the course students shall be able to: 1) Construct the combinational circuits, using discrete gates and programmable logic devices. 2) Describe how arithmetic operations can be performed for each kind of code, and also combinational circuits that implement arithmetic operations. 3) Design a semiconductor memory for specific chip design. 4) Design embedded systems using small microcontrollers, larger CPUs/ DSPs, or hard or soft processor cores.					
Course Content:						
Module 1	Introduction and Methodology	Quiz	Memory Recall based Quiz	12 Session		
Topics: Digital Systems and Embedded Systems, Real-World Circuits, Models, Design Methodology; Combinational Basics: Combinational Components and Circuits, Verification of Combinational Circuits; Number Basics: Unsigned integers, Signed Integers, Fixed point Numbers, Floating point Numbers; Sequential Basics: Sequential Data paths and Control Clocked Synchronous Timing Methodology.						
Module 2	Memories	Assignment	Design and Simulation Based	08 Session		
Topics: Concepts of memory, Memory Types, Error Detection and Correction.						
Module 3	Implementation Fabrics	Project	Simulation and small hardware based	12 Session		
Topics:						

Integrated Circuits, Programmable Logic Devices, Packaging and Circuit boards, Interconnection and Signal integrity.				
Module 4	Design Methodology	Project	Software design based	08 Session
Topics: Design flow, Design optimization, Design for test, Nontechnical Issues				
List of Laboratory Tasks: Nil				
Targeted Application & Tools that can be used: Professionally Used Software: Xilinx-VIVADO or modelsim/MATLAB Targeted Application: <ol style="list-style-type: none"> 1. Fuzzy Based PID Controller Devices using VHDL in Transportation. 2. Design and Implementation of a Real-time Traffic Light Control 3. Design and VLSI implementation of anti-collision robot processor using RFID technology 4. Various sensor and Biomedical Health Monitoring gadget implementation. 				
Project work/Assignment/Quiz:				
<ol style="list-style-type: none"> 1. Students will be made into group and given the programming assignment at the end of each module. Students need to use VERILOG for these assignments. Sample Assignment 1: Design a cyclic redundancy Checker using Verilog. Compare the power and area consumption for the code using two different approaches. Design and implement in Xilinx-VIVADO. Also perform debugging using the available tools. Sample Assignment 2: How to interface a mouse with Basys 3 FPGA in Verilog Sample Assignment 3: Design a real time traffic control system using Verilog. 2. Book/Article review: At the end of each module a book reference or an article topic will be given to an individual or a group of students. They need to refer the library resources and write a report on their understanding about the assigned article in appropriate format Presidency University Library Link. 3. Presentation: There will a group presentation on the programming assignment or any course related self-study topic/research related topic they had done. 				
Text Book(s): T1 Peter J. Ashenden, "Digital Design: An Embedded Systems Approach Using VERILOG", Elsevier, 2010 T2 Samir Palnitkar, "Verilog HDL: A Guide to Digital Design and Synthesis", Pearson Education, Second Edition.				
Reference(s): Reference Book(s): <ol style="list-style-type: none"> 1. Ming-Bo Lin, "Digital System Designs and Practices: Using Verilog HDL and FPGAs", Wiley, 2008 2. Charles Roth, Lizy K. John, Byeong Kil Lee, "Digital Systems Design Using Verilog", Cengage, 1st Edition. 3. Donald E. Thomas, Philip R Moorby, 'TheVerilog Hardware Description Language', Springer, Fifth edition. 4. Michael D. Ciletti, "Advanced Digital Design with the Verilog HDL" Pearson (Prentice Hall), Second edition. 5. Donald E. Thomas, Philip R Moorby, 'The Verilog Hardware Description Language', Springer Science+Business Media, LLC, Fifth edition. Online Resources (e-books, notes, ppts, video lectures etc.): <ol style="list-style-type: none"> 1. Introduction to Hardware Modeling using verilog by IIT KHARAGPUR - Bing video 2. Introduction to VERILOG LANGUAGE FEATURES PART 1 by IIT KHARAGPUR - Bing video 3. System Design Through VERILOG - Course (nptel.ac.in) 				

4. VERILOG MODELING OF THE PROCESSOR PART 1 using Verilog by IIT KHARAGPUR - YouTube 5. Hardware Design Representation by IIT KHARAGPUR - YouTube E-content: (Presidency University E-resources) 1. Verilog HDL based FPGA design IEEE Conference Publication IEEE Xplore 2. Towards Optimised FPGA Realisation of Microprogrammed Control Unit Based FIR Filters IntechOpen 3. Improvisation of Gabor Filter design using Verilog HDL IEEE Conference Publication IEEE Xplore 4. Behavioral modeling and simulation of analog/mixed-signal systems using Verilog-AMS IEEE Conference Publication IEEE Xplore 5. Implementation of Smart Home through FPGA using Verilog Hardware Descriptive Language IEEE Conference Publication IEEE Xplore 6. https://presiuniv.knimbus.com/openFullText.html?DP=http://182.72.188.196/LocalGuru/	
Topics related to development of "FOUNDATION": Digital Systems and Embedded Systems, Real-World Circuits, Models, Design Methodology Topics related to development of "EMPLOYABILITY": Programmable Logic Devices, Packaging and Circuit boards, Interconnection and Signal integrity Topics related to development of "ENTREPRENEURSHIP": I/O Interfacing Topics related to development of "ENVIRONMENT AND SUSTAINABILITY": Methods of Error Detection and Correction.	
Catalogue prepared by	Ms. Maitraiye Konar
Recommended by the Board of Studies on	10 th BOS held on 17/01/2020
Date of Approval by the Academic Council	Meeting No. 16 th , Dated 23/10/2021

Course Code: ECE2573	Course Title: Digital VLSI Design Lab Type of Course: Program Core Lab	L- T-P- C	0	0	2	1
Version No.	1.0					
Course Pre-requisites	Basic concepts of simple circuit design involving diode and Transistor, their interconnections and current and voltage levels. Basics of logic gates and implementation of Digital Logic Circuits using gates, flip-flops, registers, multiplexers, decoders etc					
Anti-requisites	NIL					
Course Description	This course provides insights into the fundamentals of VLSI Design-based systems. The course develops the knowledge of both hardware and software that leads to the design and implementation of digital VLSI circuits. The course emphasizes on CMOS technology, highlighting design methodology, testability, and design verification. The course also demonstrates the use of Hardware Description Language (HDL) and Cadence to develop designs for high level synthesis and simulation. The embedded lab provides validation of concepts by using various simulation tools and hardware synthesis techniques.					
Course Objective	The objective of the course is to SKILL DEVELOPMENT of students by using EXPERIENTIAL LEARNING techniques.					
Course Outcomes	CO1 Discuss the basic concepts of VLSI design. Understand CO2 Interpret the MOS transistor theory. Understand CO3 Evaluate the working of various CMOS combinational and sequential circuits. Understand CO4 Develop combinational and sequential circuits using Hardware Description Language. Apply CO5 Compute various design parameters of digital circuits using Vivado tool Apply					
Course Content:	<p>List of Laboratory Tasks:</p> <p>Lab 0: Familiarization of Vivaldo Tools.</p> <p>Lab experiments: (All the experiment given below must use test benches to verify the results)</p> <ol style="list-style-type: none"> 1. To Verify all Logic Gates using Verilog. Level 1. For the connections of two bulbs there are various ways available, to represent two input logic gates using these two bulbs A and B in such a way that they represent gates operation [Represent connections as open and closed switches]. Level 2: Implement Binary to Gray code converter using Basic gates (All are Compulsory). 2. Write a Verilog code for Half Adder, Half Subtractor, Full Adder and Full Subtractor. Verify its truth table: Construct a circuit and implement using FPGA to compute addition and subtraction of single bit binary numbers, with Consideration of carry (Borrow) and without considering carry(Borrow). Construct a circuit to implement using FPGA 4-bit ripple carry adder using 1-bit full adder as a sub-block. (All Compulsory) 3. Write a Verilog code for Multiplexer, De-multiplexer and Decoder using Verilog. Verify its truth table. Implement using FPGA 3-to-8 decoder circuit using Verilog Decoder is one of the main combinational components in digital circuits. Decoders are mainly used in memory address decoding and data demultiplexing. Write a Verilog code that outputs 32-bit signal to select the address being written in the memory. 4. Write a Verilog code for SR, JK, D & T Flip Flops and Counter using Verilog and implement using FPGA. Verify its truth table Construct SR flip-flop, D Flip-flop and JK Flip-flop 					

including a chip select/enable signal with Verilog using case statement and consider falling edge of clock. (a) Considering the huge Traffic problems in a metro city, It was decided to build a flexible system where a signal A will be given to start and stop the conventional traffic lights system. For example, if A is 1 then conventional system if ON will become off and If already off then the conventional system will be ON. Implement a system for the above scenario using Flip-flops.(b) Design a circuit for stopwatch which automatically resets after 15 seconds.

5. Design and simulate the 2:1 Mux using Pass Transistor Logic (PTL) and Transmission Gate(TG) in Cadence, Create Symbol and layout of 2:1 mux. (All 3 are Compulsory)
6. Design and simulate the 2- input Domino CMOS NAND Gate in Cadence, simulate leakage effects and compare with static CMOS.
7. Design 6T-SRAM cell in Cadence, perform read/write stability analysis using DC & transient simulations.
8. Design 1T-1C DRAM cell in Cadence, simulate refresh operation and leakage effects.
9. Design an H-tree clock network in cadence, analyze skew and jitter effects.(Optional Experiments).

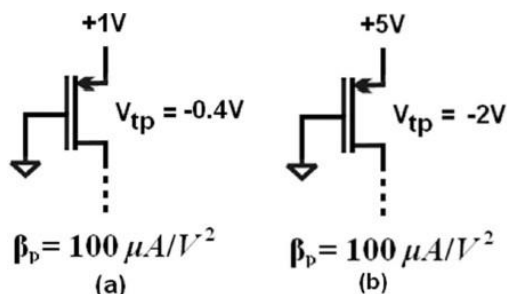
Targeted Application & Tools that can be used:

Targeted Applications:

Professionally Used Software: Xilinx & Cadence Virtuoso

Project work/Assignment:

7. Why pseudo nMOS logic circuits are called ratioed circuits? Substantiate your answer with suitable transfer characteristics of pseudo-nMOS inverter.
8. Sketch a transistor-level schematic of a CMOS complex logic gate that realizes (a) the function $F=(A+B')(C+D)$ and (b) draw stick diagram of the same complex logic gate.
9. The source voltage, threshold voltage and gain factor is given. Analyze the highest voltage that can be applied to the drain for the device to operate in saturation? Neglecting the channel length modulation effect (i.e., $\lambda = 0$), also determine the drain current of Fig. (a) for $V_D = -0.4$ V and drain current of Fig. (b) for $V_D = -5$ V.



Text Books:

3. N. Weste and D. Harris, "CMOS VLSI Design: A Circuits and Systems Perspective", Addison- Wesley.

Reference(s):

Reference Books

1. Mano, M. Morris and Ciletti Michael D., "Digital Design", Pearson Education.
2. N. Weste and K. Eshraghian, "Principles of CMOS VLSI Design", Addison-Wesley.
3. Sung Mo Kang, Yusuf Leblebici "CMOS Digital Integrated Circuits " Mc Gram Hill Education 4th Edition.
4. Douglas A Pucknell Kamran Eshraghain" Basic VLSI Design" Third Edition.
5. Debaprasad Das "VLSI Design" Second Edition.

Online Resources (e-books, notes, ppts, video lectures etc.):

1. 1. Video lectures on "VLSI Devices: Modeling and Simulation" by Prof. Dr. S K Lahiri, IIT KGP

<http://www.satishkashyap.com/2013/07/video-lectures-on-vlsi-devices-modeling.html>.

<p>2. VLSI Design, IIT Bombay by Prof. A.N. Chandorkar https://nptel.ac.in/courses/117/101/117101058/</p> <p>3. CMOS Digital VLSI Design by Prof. Sudeb Dasgupta, IIT Roorkee. https://onlinecourses.nptel.ac.in/noc21_ee09/preview</p> <p>E-content:</p> <ul style="list-style-type: none"> • Sharma, Shashank, Syed Azeemuddin, and Mohd Anwar. "A self learning VLSI lab along with web-based platform to design schematics and layouts." 2011 IEEE International Conference on Technology for Education. IEEE, 2011. https://ieeexplore.ieee.org/document/6004383 • K. Zhang, "Challenges and opportunities in nano-scale VLSI design," 2005 IEEE VLSI-TSA International Symposium on VLSI Design, Automation and Test, 2005. (VLSI-TSA-DAT), 2005, pp. 6-7, doi: 10.1109/VDAT.2005.1500005. https://www.semanticscholar.org/paper/Challenges-and-opportunities-in-nano-scale-VLSI-Zhang/6f7f110c5cbb3304a458ceacf0bb530d8c60099c • Khailany, B., Krimer, E., Venkatesan, R., Clemons, J., Emer, J. S., Fojtik, M., ... & Zimmer, B. (2018, June). A modular digital VLSI flow for high-productivity SoC design. In 2018 55th ACM/ESDA/IEEE Design Automation Conference (DAC) (pp. 1-6). IEEE. https://ieeexplore.ieee.org/abstract/document/8465897 • Sung-Young Lee et al., "A novel multibridge-channel MOSFET (MBCFET): fabrication technologies and characteristics," in IEEE Transactions on Nanotechnology, vol. 2, no. 4, pp. 253-257, Dec. 2003, doi: 10.1109/TNANO.2003.820777. https://ieeexplore.ieee.org/abstract/document/1264877 • P. Girard, "Survey of low-power testing of VLSI circuits," in IEEE Design & Test of Computers, vol. 19, no. 3, pp. 82-92, May-June 2002, doi: 10.1109/MDT.2002.1003802. https://ieeexplore.ieee.org/abstract/document/1003802 <p>5. Presidency University Library Link:-https://presiuniv.knimbus.com/user#/home</p>	
<p>Topics related to the development of "FOUNDATION SKILLS":</p> <p>Topics related to the development of "EMPLOYABILITY":</p>	

Course Code: ECE2504	Course Title: Microwave Antenna and Wave Propagation Type of Course: Program Core	L-T- P- C	3	0	0	3
Version No.	1.0					
Course Pre-requisites	Basic concepts of Cartesian, cylindrical and spherical coordinate systems. Differential length (dl), surface (ds) and volume (dv). Line, surface and volume integrals. Divergence and curl operations. Fundamentals of static electric and magnetic fields which includes electric field density and intensity, magnetic field density and intensity, Maxwell's equations, boundary conditions.					
Anti-requisites	NIL					
Course Description	This course will introduce the basics of electromagnetic radiation and propagation and also deals with how VHF and UHF antennas are used in microwave communication. This course gives a comprehensive coverage of a wide variety of antennas and propagation techniques related to numerous communication systems. This course provides an opportunity to validate the concepts of mathematical modeling behind the antenna design.					
Course Objective	The objective of the course is <u>SKILL DEVELOPMENT</u> of student by using <u>PARTICIPATIVE LEARNING</u> techniques					
Course Outcomes	On successful completion of the course the students shall be able to: 1. To understand the basic principles of antenna theory and design. 2. To analyze wave propagation mechanisms and their impact on communication. 3. To study microwave devices and their practical applications. 4. To apply analytical and simulation tools for microwave system design.					
Course Content:						
Module 1	Fundamentals of Antenna parameters	Memory Recall based Quizzes	10 Sessions			
Topics: Introduction to Antennas and Radiation Mechanism, Basic Radiation Equation and Parameters, Radiation Pattern, Beam Area, Beam Efficiency, Power Density, Field Regions, Radiation Intensity, Directivity, Gain, Bandwidth, Antenna Apertures, Front-to-Back Ratio, Friis Transmission Formula, Antenna Theorems and Fundamental Limits						
Module 2	Antenna Design and Applications	Design and analysis of parameters (simulation)	11 Sessions			
Topics: Wire Antennas: Long wire, V-antennas, Rhombic, Dipole and Folded Dipole Antennas, Yagi-Uda and Helical Antennas, Horn Antennas: Design and Characteristics, Reflector Antennas: Parabolic, Cassegrain, Microstrip (Patch) Antennas: Feed Techniques and Applications, Frequency Independent Antennas (Log-periodic, Spiral)						
Module 3	Wave Propagation Mechanisms	Memory Recall based Quizzes	12 Sessions			
Topics: Classification of EM Waves, Propagation Mechanisms, Ground Wave Propagation: Conditions and Losses, Space Wave Propagation: LOS and Tropospheric Considerations, Sky Wave Propagation: Ionosphere Structure and Propagation, Wave Bending Mechanism, Critical Frequency, MUF, Skip Distance and MUF-Skip Distance Relationship, Radio Wave Reflection and Refraction at Earth/Ionosphere Interfaces						
Module 4	Microwave Devices and Applications	Memory Recall based Quizzes	12 Sessions			
Topics:						

Passive Devices: Directional Couplers, Power Dividers, Magic Tee, Resonators, Attenuators, Impedance Matching Techniques, Active Microwave Devices, Microwave System Blocks	
Targeted Application & Tools that can be used: This course is contributed for placement in core companies, research & development work and also useful to know the existing & developing communications.	
Project work/Assignment: Designing/simulate a practical antenna (Reconfigurable antennas are preferable) from own specifications.	
Text Books: <ol style="list-style-type: none"> 1. Antennas and wave propagation – John D. Kraus and Ronald J. Marhefka and Ahmad S.Khan, TMH, New Delhi, 5th Ed., (special Indian Edition), 2017 2. Antenna Analysis and Design , Constantine A. Balanis, Wiley Publications, 4th Ed, 2016. 	
Reference Books: <ol style="list-style-type: none"> 1. Antenna Theory and Design, Warren L. Stutzman, Gary A. Thiele, Wiley Publications, 3rd Edition. 2. Electromagnetic Waves and Radiating Systems – E.C. Jordan and K.G. Balmain, PHI, 2nd ed., 2000. 	
Online Resources (e-books, notes, ppts, video lectures etc.): <ol style="list-style-type: none"> 1. https://youtube.com/playlist?list=PL3UZlxOnyu9CRoBFsG5x-VqYeC69FmMZT 2. https://www.sciencedirect.com/topics/engineering/radio-wave 3. https://www.sciencedirect.com/topics/physics-and-astronomy/wave-propagation 4. https://presiuniv.knimbus.com/user#/home 	
E-content: <ol style="list-style-type: none"> 1. Zhe Chen, Xiao-Ting Yuan, Jian Ren, Tao Yuan, An ultra-wideband MIMO antenna for 5G smartphone, AEU - International Journal of Electronics and Communications, Volume 154, 2022, 154301, ISSN 1434-8411, https://doi.org/10.1016/j.aeue.2022.154301. 2. Jian Ren, Zheng-Yu Xiong, Jing-Ya Deng, Jia-Yuan Yin, Yin Zhang, Li-Xin Guo, A compact single-layer filtering patch antenna with wide harmonic suppression and enhanced bandwidth, AEU - International Journal of Electronics and Communications, Volume 145, 2022, 154083, ISSN 1434-8411, https://doi.org/10.1016/j.aeue.2021.154083. 3. Jian Ren, Zheng-Yu Xiong, Jing-Ya Deng, Jia-Yuan Yin, Yin Zhang, Li-Xin Guo, A compact single-layer filtering patch antenna with wide harmonic suppression and enhanced bandwidth, AEU - International Journal of Electronics and Communications, Volume 145, 2022, 154083, ISSN 1434-8411, https://doi.org/10.1016/j.aeue.2021.154083. 4. Xiaokun Yang, Linwei Cui, Zhao Ding, Zhengping Zhang, A 5G filtering antenna simultaneously featuring high selectivity and band notch, AEU - International Journal of Electronics and Communications, Volume 153, 2022, 154299, ISSN 1434-8411, https://doi.org/10.1016/j.aeue.2022.154299. 	
Topics related to development of "FOUNDATION": VHF and UHF Antenna design and wave propagation.	
Topics related to development of "ENVIRONMENT AND SUSTAINABILITY": Wave Propagation	
Catalogue prepared by	
Recommended by the Board of Studies on	

Date of Approval by the Academic Council	
--	--

Course Code: ECE2554	Course Title: Microwave Antenna and Wave Propagation Lab Type of Course: Program Core	L-T- P- C	0	0	2	1
Version No.	1.0					
Course Pre-requisites	Basic concepts of Cartesian, cylindrical and spherical coordinate systems. Differential length (dl), surface (ds) and volume (dv). Line, surface and volume integrals. Divergence and curl operations. Fundamentals of static electric and magnetic fields which includes electric field density and intensity, magnetic field density and intensity, Maxwell's equations, boundary conditions.					
Anti-requisites	NIL					
Course Description	This course will introduce the basics of electromagnetic radiation and propagation and also deals with how VHF and UHF antennas are used in microwave communication. This course gives a comprehensive coverage of a wide variety of antennas and propagation techniques related to numerous communication systems. This course provides an opportunity to validate the concepts of mathematical modeling behind the antenna design.					
Course Objective	The objective of the course is <u>SKILL DEVELOPMENT</u> of student by using <u>PARTICIPATIVE LEARNING</u> techniques					
Course Outcomes	On successful completion of the course the students shall be able to: 1. Understand and analyze the fundamental parameters of antennas and various antenna types for different applications. 2. Apply knowledge of wave propagation mechanisms and microwave device characteristics to analyze and design RF communication systems					
Course Content:	<p>List of Lab Experiments:</p> <p>Experiment No 1: Study of Amplitude Modulation and Demodulation Level 1: Use function generator and lab setup to perform AM modulation and demodulation. Level 2: Design your own message signal circuit and perform modulation.</p> <p>Experiment No 2: Radiation Pattern of Dipole Antenna Level 1: Measure radiation pattern using lab setup. Level 2: Fabricate dipole antenna and analyze pattern.</p> <p>Experiment No 3: Yagi-Uda Antenna Design and Analysis Level 1: Analyze antenna parameters using standard models. Level 2: Construct and test Yagi-Uda antenna.</p> <p>Experiment No 4: Microstrip Patch Antenna Design Level 1: Design patch antenna and analyze key parameters. Level 2: Fabricate patch antenna and test return loss.</p> <p>Experiment No 5: Ground and Space Wave Propagation Level 1: Study signal attenuation over distance. Level 2: Set up RF link and analyze field strength.</p>					

<p>Experiment No 6: Sky Wave Propagation Study Level 1: Analyze ionospheric parameters and MUF. Level 2: Collect shortwave signal data and compare.</p> <p>Experiment No 7: Directional Coupler Characteristics Level 1: Measure coupling and isolation using lab tools. Level 2: Analyze directional coupler using design models.</p> <p>Experiment No 8: Microwave Oscillator and Amplifier Study Level 1: Study frequency response and gain characteristics. Level 2: Build and test oscillator or amplifier circuit.</p> <p>Experiment No 9: Antenna Parameter Measurement using VNA Level 1: Measure return loss and bandwidth of antenna. Level 2: Compare performance of different antenna designs.</p> <p>Experiment No 10: Horn Antenna Design and Testing Level 1: Study gain and beamwidth of horn antenna. Level 2: Construct and test a basic horn antenna</p>
<p>Targeted Application & Tools that can be used: This course is contributed for placement in core companies, research & development work and also useful to know the existing & developing communications.</p>
<p>Project work/Assignment: Designing/simulate a practical antenna (Reconfigurable antennas are preferable) from own specifications.</p>
<p>Text Books: 1. Antennas and wave propagation – John D. Kraus and Ronald J. Marhefka and Ahmad S.Khan, TMH, New Delhi, 5th Ed., (special Indian Edition), 2017 2. Antenna Analysis and Design , Constantine A. Balanis, Wiley Publications, 4th Ed, 2016.</p>
<p>Reference Books: 1. Antenna Theory and Design, Warren L. Stutzman, Gary A. Thiele, Wiley Publications, 3rd Edition. 2. Electromagnetic Waves and Radiating Systems – E.C. Jordan and K.G. Balmain, PHI, 2nd ed., 2000.</p>
<p>Online Resources (e-books, notes, ppts, video lectures etc.): 1. https://youtube.com/playlist?list=PL3UZlXOnyu9CRoBFsG5x-VqYeC69FmMZT 2. https://www.sciencedirect.com/topics/engineering/radio-wave 3. https://www.sciencedirect.com/topics/physics-and-astronomy/wave-propagation 4. https://presiuniv.knimbus.com/user#/home</p>
<p>E-content: 1. Zhe Chen, Xiao-Ting Yuan, Jian Ren, Tao Yuan, An ultra-wideband MIMO antenna for 5G smartphone, AEU - International Journal of Electronics and Communications, Volume 154, 2022, 154301, ISSN 1434-8411, https://doi.org/10.1016/j.aeue.2022.154301. 2. Jian Ren, Zheng-Yu Xiong, Jing-Ya Deng, Jia-Yuan Yin, Yin Zhang, Li-Xin Guo, A compact single-layer filtering patch antenna with wide harmonic suppression and enhanced bandwidth, AEU - International Journal of Electronics and Communications, Volume 145, 2022, 154083, ISSN 1434-8411, https://doi.org/10.1016/j.aeue.2021.154083. 3. Jian Ren, Zheng-Yu Xiong, Jing-Ya Deng, Jia-Yuan Yin, Yin Zhang, Li-Xin Guo, A compact single-layer filtering patch antenna with wide harmonic suppression and enhanced bandwidth, AEU - International Journal of Electronics and Communications, Volume 145, 2022, 154083, ISSN 1434-8411, https://doi.org/10.1016/j.aeue.2021.154083.</p>

4. Xiaokun Yang, Linwei Cui, Zhao Ding, Zhengping Zhang, A 5G filtering antenna simultaneously featuring high selectivity and band notch, AEU - International Journal of Electronics and Communications, Volume 153, 2022, 154299, ISSN 1434-8411, https://doi.org/10.1016/j.aeue.2022.154299 .	
Topics related to development of "FOUNDATION": VHF and UHF Antenna design and wave propagation. Topics related to development of "ENVIRONMENT AND SUSTAINABILITY": Wave Propagation	
Catalogue prepared by	
Recommended by the Board of Studies on	
Date of Approval by the Academic Council	

Course Code: ECE2527	Course Title: MOBILE COMMUNICATION Type of Course: Program Core	L- T-P- C	3	0	0	3
Version No.	1.0					
Course Pre- requisites	Basic concepts of Analog Modulation and Demodulation Techniques Basic concepts Digital modulation and Demodulation Techniques					
Anti-requisites	NIL					
Course Description	The purpose of this course is to enable the students to appreciate the need for fundamentals of wireless cellular / mobile / personal communications systems and basics of designing simple communication systems. Following this, various propagation effects and propagation mode will be analyzed to improve the received signal quality in mobile communication. Various applications of mobile communications and its protocols is discussed.The Course provides various multiple access techniques and Standards in Cellular mobile Communication. These concepts will enable the students to carry out their research and development activities, placement opportunities and foundation to design the cellular architecture.					
Course Outcomes	On successful completion of this course the students shall be able to: 1) Describe the infrastructure to build the mobile communication system. 2) Summarize the characteristics of different multiple access techniques in mobile communication 3) Discuss the basics of GSM and GPRS. 4) Illustrate the concept of OSI model and mobile ad-hoc network.					
Course Objective	The objective of the course is to familiarize the learners with the concepts of Mobile Communication and attain EMPLOYABILITY SKILLS through PARTICPATIVE LEARNING.					
Course Content:						
Module 1	INTRODUCTION TO MOBILE COMMUNICATION			Quiz		10 Classes
Topics: Basics of communication system, Wired and wireless network, Cellular Concepts- cell structure, frequency reuse, cell splitting, channel assignment, capacity power control, Interference, handoff, interference, signal propagation-reflection, refraction, diffraction, path loss of radio signal, multipath propagation, spread spectrum						
Module 2	MEDIUM ACCESS CONTROL			Assignment		09 Classes
Topics: MAC- hidden and exposed terminals, near far terminal, FDM,SDM, TDM,CDM, Multiple Access Scheme –SDMA – FDMA – TDMA – CDMA – Cellular Wireless Networks, Aloha- classical, slotted, comparison of SDMA/TDMA/FDMA/CDMA						

Module 3	GSM and GPRS (2G and 2.5G)	Project	10 Classes
Topics: Evolution of 1g/2g/2.5g/3g, GSM- services and features, architecture, traffic channel, control channel, localization and calling, GPRS – features, architecture			
Module 4	MOBILE Ad-Hoc NETWORK, TRANSPORT AND APPLICATION LAYER	Quizzes	10 Classes
Topics: Ad-hoc network- features, topology, routing, OSI Model, Mobile TCP-, transmission/ time-out freezing, Application Layer			
Targeted Application & Tools that can be used: Application Area is Communication, connection of devices by BLUETOOTH, Accessing the Internet, Locating and Tracking-GPS, security systems, television remote control, computer-interface devices, Wi-Fi. Professionally Used Software/Hardware: Embedded C Programing and Arduino integration with GSM Module, SMS gateway simulator which can be used for testing purpose.			
Text Book(s) 1) Jochen Schiller, " <i>Mobile Communications</i> ", Pearson Education, second edition, 2008. 2) William Stallings, " <i>Wireless Communications and Networks</i> ", Pearson Education, second edition, 2002			
Online Resources(e-books, notes, ppts, video lectures etc.): <ol style="list-style-type: none"> https://youtu.be/f2wIHL1Sok8?list=PLuv3GM6-gsE3ypUYh43pPuZsXxJVG1e7F. https://www.javatpoint.com/mobile-communication https://www.vssut.ac.in/lecture_notes/lecture1428730613.pdf https://kanchiuniv.ac.in/coursematerials/ECE_COURSE_MATERIAL_ODD%20SEMESTER/ECE_COURSE%20MATERIAL_ODD%20SEMESTER/Dr.M.A.ARCHANA_Mobile%20Communication%20Networks. E-content : <ol style="list-style-type: none"> Jack L. Burbank "Second-Generation (2G) Cellular Communications" in <i>Wireless Networking: Understanding Internetworking Challenges</i>, IEEE, 2013, pp.250-365, doi: 10.1002/9781118590775.ch6. https://ieeexplore.ieee.org/document/6581606 Lukić, M. Koprivica, N. Nešković and A. Nešković, "Experimental performance analysis of the 2G/3G/4G public mobile network," 2016 24th Telecommunications Forum (TELFOR), 2016, pp. 1-4, doi: 10.1109/TELFOR.2016.7818767. https://ieeexplore.ieee.org/document/7818767 T. Mshvidobadze, "Evolution mobile wireless communication and LTE networks," 2012 6th International Conference on Application of Information and Communication Technologies (AICT), 2012, pp. 1-7, doi: 10.1109/ICAICT.2012.6398495. https://ieeexplore.ieee.org/document/6398495 Mobile Communications, IEEE Network March, April 1994, vol.: 8 Issue: 2, DOI: 10.1109/65.272935, https://ieeexplore.ieee.org/document/272935 			
Reference(s) 1. Kaveh Pahlavan, Prasanth Krishnamoorthy, " <i>Principles of Wireless Networks</i> ", Pearson Education, second 2008.			

2. C.K.Toh, " <i>AdHoc Mobile Wireless Networks</i> ", Pearson Education , first edition, 2003.	
Topics relevant to "SKILL DEVELOPMENT": Signal propagation, Multiple Access Scheme, Medium Access Control - for Skill Development through Participative Learning techniques. This is attained through assessment component mentioned in course handout.	
Catalogue prepared by	Dr. Dharmesh Srivatsav
Recommended by the Board of Studies on	15th BOS held on 28/07/2022
Date of Approval by the Academic Council	Meeting No. 18th, Dated 03/08/2022

DISCIPLINE ELECTIVES

GENERAL BASKET

Course Code: ECE3200	Course Title: Measuring Instruments and Sensors Type of Course: Discipline Elective Theory	L-T-P-C	3	0	0	3
Version No.	1.0					
Course Pre-requisites	[1] Linear Integrated circuits-ECE 3001 Concepts of Instrumentation amplifier, signal conditioning circuits, Oscillators, Behavior of components of Electrical Engineering. [2] Digital Electronics-ECE2002 Concepts of digital system, Combinational circuits					
Anti-requisites	NIL					
Course Description	This course deals with measuring instruments used for indicating, measuring and recording quantities. It is essential to learn its usefulness in the design of automatic process control, home automation systems, large integrated computer based system and their calibrations. Application of measurement and instrument helps students to calibrate industrial equipment's, design instruments for various application in Bio medical, Electrical, Mechanical fields and enhances the ability to visualize the real-world problems in order to provide a solution using various simulation tools and hardware interfacing techniques. It also provides a practice to the construction of testing and measuring set up for electronic systems and to have a deep understanding about instrumentation concepts that will result in basic process control in industry to manufacture quality products.					
Course Objective	The objective of the course is to familiarize the learners with the concepts of Measuring Instruments and Sensors and attain EMPLOYABILITY SKILLS through _PARTICIPATIVE LEARNING.					
Course Outcomes	On successful completion of this course the students shall be able to: 1. Discuss the concepts of measuring systems and error in measurement. 2. Demonstrate various types of Analog and Digital Instruments. 3. Analyze various types of sensors and transducers. 4. Compute the unknown parameters using bridge circuits.					
Course Content:						
Module 1	Measurements and Measuring Systems, Error in measurement and their statistical Analysis	Assignment/quiz	Programm ing Task	13 Sessions		
Topics: Significance of measurements, Methods of Measurement- Direct and Indirect Methods, True Value, Static Error, Static Correction, Error Calibration Curve, Accuracy and Precision, Static Sensitivity, Linearity. Hysteresis, Dead Time, Dead Zone, Resolution or Discrimination, Types of Errors, Arithmetic Mean, Range, Deviation, Average Deviation, Standard Deviation (S.D.), Variance.						
Module 2	Storage and display devices	Assignment/quiz	Data collection	12 Sessions		

			and simulation task	
Topics: D.C. and A.C. Bridges (Measurement of resistance, capacitance and Inductance), Digital Voltmeter (DVM), Digital Multimeter (DMM), Square and pulse generator, Relaxation oscillat				
Module 3	Sensors and Transducers	Assignment/quiz	Data collection and simulation task	15 Sessions
Topics: Basic Principles of Operation, Different types of transducers, Resistive, Capacitive, Linear Variable differential transducer (LVDT), piezoelectric transducer, Temperature transducers, Pressure Transducers, Proximity Sensor.				
Targeted Application & Tools that can be used: Application Area is AWA-Biosensor BOD analyser, bio medical field ,Analog devices, Automatic process control, chemical sensors and analytical instruments Professionally Used Software: MATLAB/ Lab VIEW NI Lab-VIEW NI ELVIS II+ Workstation, NI myDAQ				
Text Book(s): 1. A. K. Sawhney, "Electronics and Electrical Measurements", Dhanpat Rai and Sons. 4 th Edition, 2017.				
References 1. David A. Bell, "Electronic Instrumentation and Measurements", Oxford University Press / PHI. 2 nd Edition, 2006. 2. H. S. Kalsi, "Electronic Instrumentation", McGraw Hill., 4 th Edition, 2018. 3. Online videos of lab-VIEW compatible NI devices., 2 nd Edition, 2019.				
Online Resources (e-books, notes, pts, video lectures etc.): 1. Video lectures on measuring instruments and sensors - https://nptel.ac.in/courses/108/105/108105153/ 2. Coursera - https://www.coursera.org/learn/sensors-circuit-interface 3. Udemy - https://www.udemy.com/course/electronic-measurements-and-instrumentation/				
E-Content: 1. H. Liu, W. Sun, Q. Chen and S. Xu, "Thin-Film Thermocouple Array for Time-Resolved Local Temperature Mapping," in <i>IEEE Electron Device Letters</i> , vol. 32, no. 11, pp. 1606-1608, Nov. 2011, doi: 10.1109/LED.2011.2165522. 2. S. F. Ali and N. Mandal, "Design and Development of an Electronic Level Transmitter Using Inter Digital Capacitor," in <i>IEEE Sensors Journal</i> , vol. 19, no. 13, pp. 5179-5185, 1 July1, 2019, doi: 10.1109/JSEN.2019.2903296. 3. S. F. Ali, P. Maurya and N. Mandal, "Development of PLC Based Reluctance type Target Flow Control System," <i>2020 IEEE International Conference for Innovation in Technology (INOCON)</i> , 2020, pp. 1-5, doi: 10.1109/INOCON50539.2020.9298292. 4. B. Mondal, R. Sarkar and N. Mandal, "Design and Implementation of an RF-Based Wireless Displacement Transmitter," in <i>IEEE Sensors Journal</i> , vol. 20, no. 3, pp. 1383-1392, 1 Feb.1, 2020, doi: 10.1109/JSEN.2019.2947318.				
Topics relevant to "EMPLOYABILITY SKILLS": Methods of Measurement, types of error, resolution for developing Employability Skills through Participative Learning techniques. This is attained through assessment component mentioned in course handout. Topics related to development of "FOUNDATION SKILLS": Direct and Indirect Methods, Digital voltmeter, digital Multimeter, cathode ray oscilloscope, Resistive, capacitive transducers, LVDT, Single and Multi-channel DAS, Amplifiers, Timers, Familiarization with virtual instrumentation using Lab VIEW Software				
Catalogue prepared by	Dr. Ajit Kumar			

Recommended by the Board of Studies on	12th BOS held on 10/08/2021
Date of Approval by the Academic Council	Meeting No. 16th , Dated 23/10/2021

Course Code: ECE3205	Course Title: Object-Oriented Programming Essentials using JAVA Type of Course: Theory & Lab Integrated	L- T-P- C	2	0	2	3
Version No.	1.0					
Course Prerequisites	NIL					
Anti-requisites	NIL					
Course Description	This course provides a comprehensive introduction to Object-Oriented Programming (OOP) principles using Java, covering core concepts such as classes, objects, encapsulation, inheritance, polymorphism, and abstraction. Through hands-on exercises and practical applications, students will learn to design, implement, and debug robust and reusable software solutions, gaining essential skills for modern software development.					
Course Objective	The primary objective of this course is to equip students with a solid understanding of Object-Oriented Programming (OOP) concepts and their practical application using the Java programming language. Students will learn to leverage OOP principles such as encapsulation, inheritance, and polymorphism to design, develop, and maintain efficient, modular, and scalable software solutions. By the end of the course, students will be capable of writing robust Java programs that adhere to OOP best practices and solve real-world problems.					
Course Outcomes	On successful completion of the course the students shall be able to: C.O. 1: Demonstrate a foundational understanding of core Object-Oriented Programming (OOP) concepts, including classes, objects, encapsulation, inheritance, polymorphism, and abstraction, and explain how these concepts contribute to modular and reusable code.. [Understanding] C.O. 2: Design and implement Java programs using OOP principles, effectively creating and manipulating objects, defining class relationships, and utilizing inheritance and interfaces to build structured and efficient applications [Application] C.O. 3: Apply problem-solving skills to analyze real-world scenarios and develop appropriate object-oriented solutions in Java, correctly identifying objects, their attributes, and behaviors, and designing class hierarchies.. [Application] C.O. 4: Write, debug, and test Java code that adheres to OOP best practices and standard coding conventions, resulting in readable, maintainable, and robust software solutions.. [Application]					
Course Content:						
Module 1	Introduction to Java	Assignment				10 Sessions
Topics: What is Java? History and features.JVM, JRE, JDK explained.Setting up the development environment (JDK installation, IDE introduction - e.g., IntelliJ IDEA, Eclipse).First Java program: "Hello World!" structure, main method,Variables, data types (primitive and non-						

primitive).Operators (arithmetic, relational, logical, assignment).Control flow statements: if-else, switch, for, while, do-while.Arrays (one-dimensional).Methods: defining, calling, parameters, return types.Procedural vs. Object-Oriented paradigms.The concept of objects and classes.Defining a class (blueprint).Creating objects (instantiation) using new keyword.State (attributes/fields) and Behavior (methods).Meaning and benefits of encapsulation.Access modifiers: public, private, protected, default.Getters and Setters methods.Constructors: default, parameterized.this keyword.				
Module 2	Classes and Relationship	Assignment		12 Sessions
Topics: Static Members static variables (class variables) and static methods (class methods).static initialization blocks.Difference between static and instance members.Object Relationships (Association) -Introduction to object relationships.Aggregation: "has-a" relationship (e.g., Car has an Engine).Composition: Stronger "has-a" relationship (e.g., House has Rooms).Implementing these relationships in Java. The final Keyword- final variables (constants).final methods (cannot be overridden).final classes (cannot be subclassed).Packages- Purpose and benefits of packages.Creating and using packages. import statement.Package naming conventions.Working with Strings-String class basics.String literals vs. new String().Common String methods (e.g., length(), charAt(), substring(), equals(), equalsIgnoreCase(), concat()).StringBuffer and StringBuilder (brief introduction to mutability).				
Module 3	Inheritance and Polymorphism	Term paper/Assignment		12 Sessions
Topics: Inheritance Fundamentals- What is inheritance? "is-a" relationship.Superclass (parent) and Subclass (child).Benefits: code reusability, extensibility.extends keyword.Constructor chaining in inheritance. Method Overriding- Rules for method overriding.@Override annotation.Using the super keyword to call superclass methods/constructors. Polymorphism- Definition and types of polymorphism (compile-time vs. runtime).Method Overloading (revisit as compile-time polymorphism).Runtime Polymorphism: object upcasting and downcasting.Dynamic Method Dispatch. Abstract Classes and Methods -Purpose of abstract classes and methods.Defining abstract classes and methods.Rules for abstract classes and their subclasses.When to use abstract classes vs. regular classes.				
Module 4	Interfaces, Exception Handling, and Introduction to Collections	Term paper/Assignment		12 Sessions
Topics: Interfaces: What are interfaces? Purpose and characteristics.Abstract methods, default methods, static methods in interfaces.Implementing multiple interfaces.Interfaces vs. Abstract classes.Functional interfaces (brief introduction). Exception Handling-Understanding errors vs. exceptions.Types of exceptions: checked vs. unchecked.try-catch-finally block.throw and throws keywords. Creating custom exceptions. Introduction to Collections Framework -Why use collections?Overview of the Collections hierarchy (Collection, List, Set, Map).Basic usage of ArrayList and HashSet.Iterating over collections (enhanced for loop). Object Class and Object Equality - The Object class as the root of all classes.toString() method.equals() method: default behavior and overriding for custom equality. hashCode() method: overriding and its relation to equals().				
List of Laboratory Tasks: Module 1: Introduction to Java and Core OOP Concepts 1: Getting Started with Java and Basic Programs <ul style="list-style-type: none"> Objective: Familiarize with the Java environment, basic syntax, and I/O. Tasks: <ol style="list-style-type: none"> 1. Install JDK and configure your chosen IDE (IntelliJ IDEA Community Edition recommended). 2. Write a Java program that prints "Hello, Java OOP World!" to the console. 				

3. Write a program that takes two integer inputs from the user, calculates their sum, difference, product, and quotient, and prints the results.
4. Write a program to calculate the area and perimeter of a rectangle given its length and width.

2: Control Flow Statements

- Objective: Practice using conditional and looping constructs.
- Tasks:
 1. Write a program that takes a student's score (0-100) as input and prints their grade (A, B, C, D, F) using if-else if.
 2. Write a program that prints all even numbers from 1 to 50 using a for loop.
 3. Write a program that calculates the factorial of a number using a while loop.
 4. Implement a simple calculator that performs addition, subtraction, multiplication, or division based on user choice using a switch statement.

3: Introduction to Classes and Objects

- Objective: Understand how to define a class and create objects.
- Tasks:
 1. Create a class named Dog with attributes: name (String), breed (String), and age (int).
 2. Add a method bark() that prints "[Dog's Name] barks!".
 3. In a main method, create two Dog objects, assign values to their attributes, and call their bark() method.

4: Encapsulation and Constructors

- Objective: Implement encapsulation using getters/setters and various constructors.
- Tasks:
 1. Modify the Dog class from Lab 3. Make all attributes private.
 2. Add public getter and setter methods for each attribute.
 3. Implement a default constructor that initializes attributes to default values (e.g., name = "Unknown").
 4. Implement a parameterized constructor that takes name, breed, and age as arguments.
 5. In the main method, create Dog objects using both constructors and demonstrate calling getters and setters.

5: Advanced Class Features - this keyword and Methods

- Objective: Master the this keyword and define more complex methods.
- Tasks:
 1. Create a class Book with private attributes: title (String), author (String), isbn (String), and isBorrowed (boolean).
 2. Implement a parameterized constructor Book(String title, String author, String isbn) using the this keyword to resolve ambiguity.
 3. Add methods:
 - borrowBook(): Sets isBorrowed to true and prints a confirmation. If already borrowed, print an error.
 - returnBook(): Sets isBorrowed to false and prints a confirmation. If not borrowed, print an error.
 - displayBookInfo(): Prints all book details.
 4. In main, create Book objects and test all methods.

Module 2: Object Relationships and Advanced Class Features (Labs 6-10)

6: Static Members

- Objective: Understand and apply static variables and methods.
- Tasks:
 1. Create a class BankAccount with private instance attributes: accountNumber (String), accountHolderName (String), balance (double).
 2. Add a private static int nextAccountNumber = 1001; to generate unique account numbers.
 3. Implement a static method generateAccountNumber() that returns nextAccountNumber and increments it.
 4. Implement a constructor that takes accountHolderName and an initial balance. This constructor should call generateAccountNumber() to set accountNumber.

5. Add a static method `getNumberOfAccountsCreated()` that returns the total count of bank accounts created (using another static variable).
6. In main, create several `BankAccount` objects and print the total number of accounts created.

7: Association (Composition)

- Objective: Implement a strong "has-a" relationship using composition.
- Tasks:
 1. Create a class `Engine` with attributes `type (String)` and `horsepower (int)`. Include a constructor and a `displayEngineInfo()` method.
 2. Create a class `Car` with attributes `make (String)`, `model (String)`, and an `Engine` object.
 3. The `Car`'s constructor should take `make`, `model`, `engineType`, and `engineHorsepower` as arguments and *create* a new `Engine` object internally.
 4. Add a `startCar()` method to `Car` that prints "Starting [Car Model] with a [Engine Type] engine."
 5. In main, create `Car` objects and call their methods.

8: Association (Aggregation)

- Objective: Implement a weaker "has-a" relationship using aggregation.
- Tasks:
 1. Create a class `Address` with attributes: `street (String)`, `city (String)`, `zipCode (String)`. Include a constructor and a `displayAddress()` method.
 2. Create a class `Student` with attributes: `studentId (String)`, `name (String)`, and an `Address` object.
 3. The `Student`'s constructor should take `studentId`, `name`, and an *existing* `Address` object as arguments (i.e., the `Address` object is passed in, not created inside `Student`).
 4. Add a `displayStudentInfo()` method that also displays the student's address.
 5. In main, create an `Address` object, then create multiple `Student` objects that share the same `Address` object to demonstrate aggregation.

9: The final Keyword and Packages

- Objective: Understand final keyword and organize code using packages.
- Tasks:
 1. Create a final class `MathConstants` with a public static final variable `PI = 3.14159`; Try to extend this class or change `PI` (observe compile errors).
 2. Create a package named `com.mycompany.utility` and move `MathConstants` into it.
 3. Create another package `com.mycompany.geometry` and a class `Circle` inside it.
 4. The `Circle` class should have a `radius (double)` attribute and a `calculateArea()` method that uses `MathConstants.PI` (requires import statement).
 5. In a main method (in a separate class, potentially in another package), create `Circle` objects and calculate their areas, demonstrating package import.

10: Working with Strings

- Objective: Practice common String class methods.
- Tasks:
 1. Write a program that takes a sentence as input.
 2. Print the length of the sentence.
 3. Print the sentence in uppercase and lowercase.
 4. Check if the sentence contains the word "Java" (case-insensitive).
 5. Replace all occurrences of a specific word (e.g., "old") with another word (e.g., "new").
 6. Extract the first five characters and the last five characters of the sentence.

Module 3: Inheritance and Polymorphism (Labs 11-15)

11: Single Inheritance

- Objective: Implement single inheritance and understand super keyword for constructors.
- Tasks:
 1. Create a `Shape` class with attributes `color (String)` and `isFilled (boolean)`. Include a constructor and a `displayInfo()` method.

2. Create a Circle class that extends Shape.
3. Circle should have an additional attribute radius (double).
4. Circle's constructor should call the Shape class constructor using super().
5. Add a method calculateArea() to Circle.
6. In main, create Shape and Circle objects and call their methods to demonstrate inheritance.

12: Method Overriding

- Objective: Implement method overriding and understand its implications.
- Tasks:
 1. Create a Vehicle class with attributes make (String), model (String) and a method start() that prints "Vehicle starting."
 2. Create a Car class that extends Vehicle. Override the start() method to print "Car starting with key."
 3. Create a Motorcycle class that extends Vehicle. Override the start() method to print "Motorcycle starting with kickstart."
 4. In main, create objects of Vehicle, Car, and Motorcycle and call their start() methods to observe different behaviors. Use the @Override annotation.

13: Polymorphism (Method Overloading and Dynamic Dispatch)

- Objective: Understand compile-time and runtime polymorphism.
- Tasks:
 1. Revisit the Shape (Circle) hierarchy from Lab 11.
 2. In the Shape class, add an overloaded method draw():
 - draw(): prints "Drawing a generic shape."
 - draw(String style): prints "Drawing a shape with style: [style]."
 3. In Circle, override the draw() method (no parameters) to print "Drawing a Circle with radius [radius]."
 4. In main, create a Circle object and demonstrate:
 - Calling Circle's draw() method.
 - Calling Shape's overloaded draw(String style) method on the Circle object.
 - Create a Shape reference pointing to a Circle object (polymorphism): Shape myShape = new Circle(...); and call myShape.draw(). Observe dynamic dispatch.

14: Abstract Classes and Methods

- Objective: Implement abstract classes and understand their role in defining common interfaces for subclasses.
- Tasks:
 1. Create an abstract class Employee with attributes name (String), id (String).
 2. Declare an abstract method calculateSalary() that returns a double.
 3. Implement a concrete method displayDetails() that prints name and ID.
 4. Create two concrete subclasses: FullTimeEmployee and PartTimeEmployee.
 5. FullTimeEmployee should have an additional attribute monthlySalary and implement calculateSalary() to return monthlySalary.
 6. PartTimeEmployee should have hourlyRate and hoursWorked and implement calculateSalary() to return hourlyRate * hoursWorked.
 7. In main, create objects of FullTimeEmployee and PartTimeEmployee, call displayDetails(), and calculateSalary(). Demonstrate that you cannot instantiate Employee.

15: Polymorphic Arrays and Collections (Basic)

- Objective: Use polymorphic arrays to store objects of different types from a hierarchy.
- Tasks:
 1. Using the Employee (FullTimeEmployee, PartTimeEmployee) hierarchy from Lab 14.
 2. Create an array of type Employee (e.g., Employee[] employees = new Employee[3];).
 3. Store a FullTimeEmployee object, a PartTimeEmployee object, and another FullTimeEmployee object in this array.
 4. Loop through the employees array and for each Employee object, call displayDetails() and calculateSalary(). Observe how polymorphism ensures the correct calculateSalary() method is called for each specific employee type.

Module 4: Interfaces, Exception Handling, and Introduction to Collections (Labs 16-20)

16: Interfaces

- Objective: Understand and implement interfaces for defining contracts.
- Tasks:
 1. Create an interface Playable with an abstract method play().
 2. Create two classes: AudioPlayer and VideoPlayer.
 3. Both AudioPlayer and VideoPlayer should implement Playable and provide their own implementation of the play() method (e.g., "Playing audio..." or "Playing video...").
 4. In main, create objects of both players, store them in an array of Playable type, and loop through the array calling the play() method on each.

17: Exception Handling (try-catch)

- Objective: Learn to handle common runtime exceptions gracefully.
- Tasks:
 1. Write a program that attempts to divide two numbers taken from user input. Use a try-catch block to handle ArithmeticException (for division by zero).
 2. Write a program that tries to access an element beyond the bounds of an array. Use a try-catch block to handle ArrayIndexOutOfBoundsException.
 3. Modify the previous input program to handle InputMismatchException if the user enters non-integer input.

18: Exception Handling (finally, throw, throws)

- Objective: Deepen understanding of finally, throw, and throws.
- Tasks:
 1. Create a method readFile(String fileName) that attempts to open a file. Use try-catch-finally to ensure the file is closed regardless of whether an exception occurs.
 2. Create a custom exception class InvalidAgeException (unchecked exception).
 3. Write a method validateAge(int age) that throws InvalidAgeException if the age is less than 0 or greater than 150.
 4. In main, call validateAge() within a try-catch block to demonstrate handling the custom exception.

19: Introduction to Collections - ArrayList

- Objective: Use ArrayList to store and manage collections of objects.
- Tasks:
 1. Create an ArrayList of String to store a list of your favorite movies.
 2. Add at least 5 movies to the list.
 3. Print all movies in the list.
 4. Remove one movie by name and one by index.
 5. Check if a specific movie is in the list.
 6. Iterate through the list using an enhanced for loop and print each movie.

20: Object Equality (equals() and hashCode())

- Objective: Understand object equality and correctly override equals() and hashCode().
- Tasks:
 1. Create a class Point with private attributes x (int) and y (int).
 2. Implement a constructor for Point.
 3. Override the toString() method to return a string representation like "Point(x, y)".
 4. Override the equals(Object obj) method so that two Point objects are considered equal if their x and y values are the same.
 5. Override the hashCode() method consistent with equals().
 6. In main, create several Point objects, including some with identical x and y values.
 7. Demonstrate the use of equals() to compare points.
 8. (Optional/Bonus) Add Point objects to a HashSet and observe how hashCode() impacts uniqueness (if hashCode() isn't overridden correctly, duplicate points might be added).

Targeted Application & Tools that can be used:

<ul style="list-style-type: none"> • Java Development Kit (JDK): • Integrated Development Environments (IDEs) - IntelliJ IDEA Community Edition, Eclipse IDE for Java Developers, Apache NetBeans • Version Control System (VCS) - Git, GitHub/GitLab/Bitbucket
Text Book(s): T1. Head First Java by Kathy Sierra and Bert Bates T2. Java: A Beginner's Guide by Herbert Schildt T3. Core Java, Volume I—Fundamentals by Cay S. Horstmann:
Reference(s): 1. The Object-Oriented Thought Process by Matt Weisfeld 2. Java: The Complete Reference by Herbert Schildt:

Course Code: ECE3206	Course Title: Linear Algebra for Communication Engineering Type of Course: Discipline Elective from General Basket & Theory only		L-T-P-C	3	0	0	3
Version No.	1.0						
Course Pre-requisites	To succeed in this course the student should be comfortable with vectors, matrices and their operations.						
Anti-requisites	NIL						
Course Description	The course emphasizes on the applications of linear algebra in communication engineering. This course finds applications in various fields of engineering, like Signal Processing, Coding Theory, Machine Learning, Computer Graphics and Computer Vision. The course provides insights into the methods for reducing the problem from many areas of engineering into one in linear algebra extended to multi-dimensional spaces. The course also deals with techniques to solve problems analytically.						
Course Objective	The objective of the course is to familiarize the learners with the concepts of Linear Algebra for Communication Engineering and attain EMPLOYABILITY SKILLS through PROBLEM SOLVING.						
Course Outcomes	On successful completion of this course the students shall be able to: 1) Develop the algebraic methods essential for the study of systems of linear equations, matrix algebra, vector spaces. (Comprehension) 2) Apply the concepts of determinants and eigenvalues to discriminate between invertible and non-invertible matrices for diagonalization and orthogonalization. (Application) 3) Execute linear transformations of finite dimensional vector spaces to compose their matrices in specific bases. (Application)						
Course Content:							
Module 1	Matrices and Gaussian Elimination	Assignment		Programming (Curve Fitting) Task		10 Sessions	
Topics: Introduction, the geometry of linear equations, elimination with matrices, multiplication and inverse matrices, factorization, column space and null space, Solution to homogenous equations, Row reduced form, Independence, Basis and Dimensions, the four fundamental sub-spaces, matrix spaces.							
Module 2	Least squares, Determinants and Eigenvalues	Assignment		Programming Task		10Sessions	
Topics: Orthogonal vectors and subspaces, projection onto subspaces, projection matrices and least squares, orthogonal matrices and Gram-Schmidt, properties of determinants, determinant formulas and							

cofactors, Cramer's rule, eigenvalues and eigenvectors, diagonalization and powers, differential equations, Fourier Series.					
Module 3	Positive Definite Matrices and Applications	Project Assignment		Programming and Simulation Task	14Sessions
<p>Topics: Symmetric matrices and positive definiteness, positive definite matrices and minima, Linear transformations and their matrices, change of basis, Singular Value Decomposition, Fourier Transform, similar matrices and Jordan form.</p>					
Module 4	Optimization	Programming Task		11 sessions	
<p>Topics: Matrix Games, Linear Programming—Geometric Method, Linear Programming—Simplex Method, Duality</p>					
<p>Targeted Application & Tools that can be used: Applications: Signal Processing, Coding Theory, Machine Learning, Computer Vision, Computer Graphics Tools: Matlab, Jupyter Notebook, TensorFlow</p>					
<p>Textbook(s): David C. Lay, "Linear Algebra and Its Applications", (6th Edition), Pearson (2020)</p>					
<p>References: 1. Gilbert Strang, "Introduction to Linear Algebra", 5th Edition-Wellesley Cambridge Press (2016). 2. Ron Larson, David C. Falvo, "Elementary Linear Algebra", 8th Edition- Brooks Cole (2016). 3. D.C. Lay, S.R. Lay, J.J. McDonald, "Linear algebra and its applications"</p> <p>Online Resources (e-books, notes, ppts, video lectures etc.): 1. Linear Algebra Khan Academy 2. Linear Algebra MIT OpenCourseWare</p> <p>E-content</p> <ol style="list-style-type: none"> 1. Hansen Anders C. 2010 "Infinite-dimensional numerical linear algebra: theory and applications", Proc. R. Soc. A. 4663539–3559, http://doi.org/10.1098/rspa.2009.0617 2. Calvetti, D., Reichel, L., Sgallari, F. (1999). Applications of Anti-Gauss Quadrature Rules in Linear Algebra. In: Gautschi, W., Opfer, G., Golub, G.H. (eds) Applications and Computation of Orthogonal Polynomials. International Series of Numerical Mathematics, vol 131. Birkhäuser, Basel. https://doi.org/10.1007/978-3-0348-8685-7_3 <p>Presidency University Library Link https://presiuniv.knimbus.com/user#/home</p>					
<p>Topics relevant to "EMPLOYABILITY SKILLS": Cramer's rule, Fourier Transform for developing Employability Skills through Problem Solving methodologies. This is attained through assessment component mentioned in course handout.</p> <p>Topics relevant to development of "FOUNDATION SKILLS": Solution to homogenous equations, Basis and Dimensions, the four fundamental sub-spaces.</p> <p>Topics relevant to development of "EMPLOYABILITY": Linear transformations and their matrices, Singular Value Decomposition.</p>					
Catalogue prepared by	Dr. Robin Rohit Vincent				
Recommended by the Board of Studies on					

Date of Approval by the Academic Council	
---	--

Signal Processing Basket

Course Code: ECE3400		Course Title: Speech Signal Processing		L- T-P- C	3	0	0	3
		Type of Course: Discipline Elective Theory only						
Version No.		2.0						
Course Pre-requisites		[1] Digital Signal Processing [ECE3005] Basic concepts like Energy, Magnitude, Zero Crossing rate, Autocorrelation function, pole zero analysis, DFT and some basic mathematical concepts.						
Anti-requisites		NIL						
Course Description		The purpose of this course is to introduce basic principle of speech production and perception, speech processing oriented to human-computer interaction, categorization of speech sounds based on the source-system. This course also develops speech recognition and verification models. The course offers a practical and theoretical understanding of how human speech can be processed by computers. The course deals with the details of algorithms, techniques and limitations of state of the art speech systems. The course involves quizzes and programming assignments using MATLAB based programming and using Goldwave and Audacity tools for speech analysis.						
Course Objective		The objective of the course is to familiarize the learners with the concepts of Speech Signal Processing to improve the learners' <u>Employability Skills</u> by using <u>Participative Learning</u> techniques.						
Course Outcomes		On successful completion of this course the students shall be able to: 1) Understand the fundamental concepts of speech production 2) Discuss short time principles in digital speech processing to understand various parameters of speech. 3) Demonstrate the properties of speech in the context of “frequency domain analysis”. 4) Analyze different types of speech processing and its applications.						
Course Content:								
Module 1		Fundamentals of Human Speech Production	Quiz		Memory Recall based Quizzes and assignments/simulation task		10 Sessions	
	Topics: Introduction to Speech, The Mechanism of speech production, Acoustic phonetics: vowels, diphthongs, semivowels, nasals, fricatives, stops and affricates							
Module 2		Discrete time speech signals	Assignment		Comprehension based Quizzes and assignments; simulation with MATLAB		10 Sessions	
	Topics:							

	Introduction, Time dependent processing of speech, short time energy and average magnitude, short time Average zero crossing rate, Speech vs. silence discrimination using Energy and Zero Crossings, Pitch period estimation using parallel processing approach			
Module 3	Frequency domain methods for speech processing	Assignment	Comprehension based Quizzes and assignments; simulation with MATLAB	10 Sessions
	<p>Topics:</p> <p>Introduction, definitions and properties: Fourier Transforms interpretation and Z transform interpretation, sampling rates in time and frequency, filter bank Summation method for short time Synthesis, Spectral estimation of speech using the discrete Fourier Transform</p>			
Module 4	The Cepstrum and Homomorphic Speech Processing	Assignment	System Design Task and Analysis	10 Sessions
	<p>Topics:</p> <p>Introduction, Homomorphic Systems for Convolution, Homomorphic Analysis of the Speech Model, Computing the Short-Time Cepstrum and Complex Cepstrum of Speech, Homomorphic Filtering of Natural Speech, Cepstrum Analysis of All Pole Models, Cepstrum Distance Measures. Applications of speech processing.</p>			
	<p>Targeted Application & Tools that can be used:</p> <p>DSP applications include audio and speech processing, sonar, radar and other sensor array processing, Speech coding, Speech recognition, Speech verification\identification, Speech enhancement, Speech synthesis Other Applications of speech processing: Human computer interfaces (e.g. speech I/O) Telecommunication (e.g. speech enhancement, translation)</p> <p>Professionally Used Software: Matlab, Goldwave, Audacity, Kaldi.</p>			
	<p>Text Book(s):</p> <ol style="list-style-type: none"> 1. Lawrance Rabiner and Ronald Schafer, "Digital Speech Processing: Theory and Applications", Pearson, 1st Edition 2. Theory and Applications of Digital Speech Processing 2011 . Rabiner and Schafer, Pearson Education,2 <p>Reference Book(s)</p> <ol style="list-style-type: none"> 1. Thomas F. Quatieri, "Discrete Time Speech Signal Processing: Principles and Practice", Pearson, 2002 2. S. K. Mitra, "Digital Signal Processing: A computer-Based Approach", Tata McGraw Hill, 4th Edition 			
	<p>Online Resources (e-books, notes, ppts, video lectures etc.):</p> <ol style="list-style-type: none"> 1. Digital Speech Processing By Prof. Shyamal Kumar Das Mandal (IIT Kharagpur) - NPTEL - https://onlinecourses.nptel.ac.in/noc22_ee117/preview 2. Digital Speech Processing courses on Udemy - https://www.udemy.com/course/digital-speech-processing/ 3. Build automated speech systems with Azure Cognitive Services by Microsoft on Coursera - https://www.coursera.org/projects/build-automated-speech-systems-with-azure-cognitive-services 4. Automatic Speech Recognition e-book https://link.springer.com/book/10.1007/978-1-4471-5779-3 			

	<p>5. Fundamentals of Speech Recognition https://books.google.co.in/books/about/Fundamentals_of_Speech_Recognition.html?id=XEVqQgAACAAJ&redir_esc=y</p> <p>6. Deep Learning for NLP and Speech Recognition https://link.springer.com/book/10.1007/978-3-030-14596-5</p> <p>7. ASRoIL: a comprehensive survey for automatic speech recognition of Indian languages https://link.springer.com/article/10.1007/s10462-019-09775-8</p> <p>8. Government projects on ASR (CDAC) https://www.cdac.in/index.aspx?id=mc_st_Speech_Recognition</p> <p>E-content:</p> <ol style="list-style-type: none"> 1. G. Potamianos, "Audio-visual automatic speech recognition and related bimodal speech technologies: A review of the state-of-the-art and open problems," <i>2009 IEEE Workshop on Automatic Speech Recognition & Understanding</i>, 2009, pp. 22-22, doi: 10.1109/ASRU.2009.5373530. - https://ieeexplore.ieee.org/document/5373530 2. M. Wolfel, "Predicted walk with correlation in particle filter speech feature enhancement for robust automatic speech recognition," <i>2008 IEEE International Conference on Acoustics, Speech and Signal Processing</i>, 2008, pp. 4705-4708, doi: 10.1109/ICASSP.2008.4518707. - https://ieeexplore.ieee.org/document/4518707 3. R. King, "New challenges in automatic speech recognition and speech understanding," <i>TENCON '97 Brisbane - Australia. Proceedings of IEEE TENCON '97. IEEE Region 10 Annual Conference. Speech and Image Technologies for Computing and Telecommunications (Cat. No.97CH36162)</i>, 1997, pp. 287 vol.1-, doi: 10.1109/TENCON.1997.647313. - https://ieeexplore.ieee.org/document/647313 4. J. Droppo and A. Acero, "Experimenting with a global decision tree for state clustering in automatic speech recognition systems," <i>2009 IEEE International Conference on Acoustics, Speech and Signal Processing</i>, 2009, pp. 4437-4440, doi: 10.1109/ICASSP.2009.4960614. - https://ieeexplore.ieee.org/document/4960614
	<p>Topics relevant to "EMPLOYABILITY SKILLS": Speech vs. silence discrimination using Energy and Zero Crossings, Pitch period estimation using parallel processing approach, Fourier Transforms interpretation and Z transform interpretation of speech signal, for developing Employability Skills through Participative Learning techniques. This is attained through assessment component mentioned in course handout.</p>
Catalogue prepared by	<p>Ms. Aruna M Ms. Anupama Sindgi Mr. Arvind Kumar</p>
Recommended by the Board of Studies on	<p>12th BOS held on 10/08/2021</p>
Date of Approval by the Academic Council	<p>Meeting No. 16th , Dated 23/10/2021</p>

Course Code: ECE3401	Course Title: Digital Image Processing Type of Course: Discipline Elective in Signal Processing Basket – Theory and Integrated lab	L-T-P-C	3	0	2	4
Version No.		2.0				
Course Pre-requisites		The various signal processing operations are used as a tool for variety of basic image processing operation. Since DIP is a subfield of signal processing, a good knowledge of Fourier Transform and its properties would help in image analysis. The course needs a fair knowledge of Mathematics and Computational logic.				
Anti-requisites		NIL				
Course Description		<p>The purpose of this course is to enable the students to appreciate the fundamental concepts of Digital Image Processing. The course is both conceptual and analytical which imparts knowledge on designing algorithms for real-world applications. The course also enhances the programming abilities through assignments. This course will help the students to get jobs in various areas where Image processing is needed, like the film industry, news channels, video mixing, social media platforms, YouTube, animation industry and so on.</p> <p>The lab sessions and Programming assignments provides an opportunity to validate the concepts taught as well as enhances the ability to visualize the real-world problems in order to provide a solution using various MATLAB simulation with required tool boxes.</p>				
Course objective		The objective of the course is to familiarize the learners with the concepts of Digital Image Processing to improve the learners' <u>Employability Skills</u> by using <u>Experiential Learning</u> techniques				
Course Outcomes		<p>On successful completion of this course the students shall be able to:</p> <ol style="list-style-type: none"> 1. Review the fundamental concepts of a digital image processing system. 2. Analyze images in the frequency domain using various transforms 3. Evaluate the techniques for image enhancement and image restoration 4. Categorize various compression techniques. 5. Apply arithmetic and logical operation on real time image using MATLAB tool 6. Verify various geometrical transformations on images using MATLAB tool. 				
Course Content:						

Module 1	Fundamentals Of Image Processing	Application Assignment		Data Analysis task	10session
	Topics: Fundamentals Of Image Processing: Introduction – Steps in image processing systems –Image Sensing and acquisition – Image formation Model-Sampling and Quantization - Representation of Digital Images –Pixel relationships –Mathematical tools used in Digital Image processing.				
Module 2	Image Enhancement	Assignment		Simulation and data analysis task	12 session
	Topics: Image Enhancement: Introduction to two dimensional orthogonal & unitary transforms- Two dimensional discrete Fourier transform - Properties of unitary transforms- Spatial Domain Gray level Transformations – Histogram processing – Image enhancement in the Frequency Domain filters – Smoothing and sharpening filters – Homomorphic Filtering				
Module 3	Image Analysis	Assignment		Data Collection and Analysis	10session
	Topics: Image Analysis: Image restoration process- Fundamentals of Image Compression - Image Compression Model-Huffman coding. Fundamentals of Image Segmentation - Point, Line and Edge detection				
Module 4	Color And Morphological Image Processing	Assignment		Simulation/Data Analysis	07 classes
	Topics: <i>Introduction –Basics and fundamentals of Color Image Processing and Color models- Pseudo color Image Processing-Wavelets and Multiresolution Processing - Image Pyramids-Subband Coding- Introduction to Morphological Image Processing. Ethical practices to be observed while doing Image processing.</i>				
	<p>List of Laboratory Tasks:</p> <p>Experiment No 1:Implement a program to display color image using read and write operation and extract its attributes.</p> <p>Level 1: If we read given color image using imread() function, we get 3-D matrix. Write a program separate color image into three separate R,G,B planes. What the key attributes of the image file.</p> <p>Level 2: Create image of size 512x512 black square using monochrome, 256 gray-level using paint or any other relevant software and save it file name "black.bmp" Read and display image using MATLAB commands.</p> <p>Experiment No. 2: Apply Arithmetic operations on a given image.</p> <p>Level 1:Image subtraction is used Image enhancement of difference between images. Write a program to obtain the difference between images captured at different time period.</p> <p>Level 2:Consider a digital Dental images to extract Region of Interest using (ROI) masking operation to isolate the teeth with fittings . Write Program to take out the ROI.</p>				

Experiment No. 3: Apply Logical operation on a given image.

Level 1: Prepare any two images of size 256 x 256 in paint. Save it in JPEG format 256 gray levels. Perform logical operations(AND, OR, NOT, NAND, NOR, XOR) between two images. Write program and paste your results.

Level 2: Digital watermark is a pattern of bits inserted into a digital image, audio or video file's copywrited information(author, rights etc.). Write a program to demonstrate watermarking using EX-OR operation.

Experiment No. 4: Program to compute the histogram of an input image and perform histogram equalization.

Level 1: Consider a gray scale image, find histogram value and display histogram of a grayscale. Write a program to perform histogram equalization on this image and scale the intensity to 1:20. Compare your results

Level 2: Take your own photograph in dark area. Improve its appearance using histogram equalization.

Experiment No. 5: Implement geometric transformation (Translation, Scaling, Rotation, Shrinking, Zooming) on a given image:

Level 1: Resize the image of your choice by two scaling factors: $\frac{1}{2}$ and 2. Apply Zoom-In (the Looking-Glass icon in the Figure window) on areas with details and observe the differences between the 2 interpolation methods. Save these zoom-ins and add them to your final report.

Level 2: A computer graphics system requires the user to construct everything directly into a single scene. A chocolate bar image is been built in a convenient place and to a convenient size which are as follows (2,-2) (2,2) (-2,2) (-2,-2). Because of the requirements of a scene, it is required to first moved to a desired position by (3, 2) and then scaled to be bigger by factor 3.

Experiment No. 6: Perform Image Restoration using filters.

Level1: Explain the differences between Matlab commands randn and imnoise(I,'gaussian',...). Try to understand how the imnoise(I,'gaussian',...) command utilizes a randn command. Hint: you may find the command type useful.

Level 2: John at age 65years finds his college day group photo in his old album. He wanted to repair his faded photo for preserving them for future generation. Determine and implement the correct Image Restoration technique to improve the appearance of the image.

Experiment No. 7: Implement Image Frequency Domain Filtering

(a) Apply FFT on given image

(b) Perform low pass and high pass filtering in frequency domain

(c) Apply IFFT to reconstruct image

Level 1: Consider the given Gray Scale Image. Write a Program to perform Gaussian Low Pass and High Pass filtering. Tabulate the Results.

Level 2: Figure shows a sample of text of poor resolution. Although human fill gaps visually without difficult, a machine recognition system has real difficulties reading

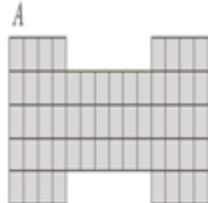
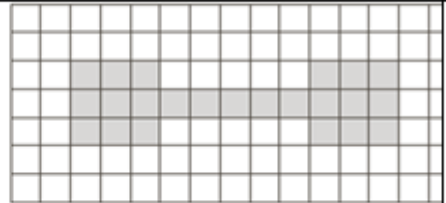
broken characters. Design filter to repair the character and Implement using Matlab program.

Experiment No. 8: Implement Image Morphological Operations erosion and dilation.

Level1: Given an Image A and it's structuring element. Compute the Output Image for Morphological operation $A \ominus B$. Implement using Matlab code.

A						B	
0	0	0	0	0	0	1	
0	0	1	1	0	0	1	
0	1	1	1	1	0	1	
0	0	1	1	0	0	1	
0	0	0	0	0	0	1	

Level 2:With reference to the image shown, give the structuring element and morphological operation(s) that produces each of the results shown .Show the origin of each structuring element clearly.

Input Image A	Structuring Element Origin	Output Image	Morphological Operation
			

Targeted Application & Tools that can be used:

Applications of Digital Image Processing: Acquisition of instant information has become possible because of the advancements taking place in the domain of the internet. Image processing is already being used by a diverse range of companies and it holds a huge potential of wide adoption in the future. The students will be able to find career opportunities in various domains such as:

- Image sharpening and restoration.
- Medical field.
- Remote sensing.
- Transmission and encoding.
- Machine/Robot vision.
- Color processing.
- Pattern recognition.
- Video processing.

Professionally Used Software: MATLAB is an extraordinary tool for making image processing applications and is generally utilized in research as it permits quick prototyping

Test Book(s):

1. Gonzalez, R. C. & R. E. Woods, "Digital Image Processing", Pearson Education, 3rd edition. 2009

Online Resources (e-books, notes, ppts, video lectures etc.):

	<ol style="list-style-type: none"> 1. Video lectures on "Digital Image Processing" by Prof. Dr. P K Biswas, IIT Kharagapur. https://freevidelectures.com/course/2316/digital-image-processing-iit-kharagpur 2. https://www.coursera.org/learn/digital 3. https://nptel.ac.in/courses/117/105/117105135/ <p>Reference(s):</p> <p>Reference Book(s):</p> <ol style="list-style-type: none"> 1. Y. Wang, J. Ostermann, and Y.Q.Zhang, "Video Processing and Communications," Prentice Hall, First Edition 2. David A. Forsyth, Jean Ponce, "Computer Vision: A Modern Approach," Prentice Hall; First Edition 3. Richard Hartley, Andrew Zisserman, "Multiple View Geometry in Computer Vision," Cambridge University Press, Second Edition <p>Online Resources (e-books, notes, ppts, video lectures etc.):</p> <ol style="list-style-type: none"> 1. Online notes :- https://web.eecs.umich.edu/~justincj/teaching/eecs442/WI2020/syllabus.html# 2. NPTEL online video content:- https://onlinecourses.nptel.ac.in/noc21_ee23/preview 3. Online ppts :- http://www.wu.ece.ufl.edu/courses/eee6512f16/index.htm 4. Online ppts:https://staff.fnwi.uva.nl/r.vandenboomgaard/PCV20172018/20172018/syllabus.html <p>E-content:</p> <ol style="list-style-type: none"> 1. K. Rasool Reddy; K. Hari Priya; N. Neelima , " Object Detection and Tracking -- A Survey 2015 International Conference on Computational Intelligence and Communication Networks (CICN) _ https://ieeexplore.ieee.org/document/7546127 2. Hammad Naeem; Jawad Ahmad; Muhammad Tayyab , " Real-time object detection and tracking", IEEE International Conference on Multi Topic-INIMC, December 2013_ https://ieeexplore.ieee.org/document/6731341 3. Vijeta Sharma; Manjari Gupta; Ajai Kumar; Deepti Mishra , " Video Processing Using Deep Learning Techniques: A Systematic Literature Review ", IEEE Access , VOL. 9_ https://ieeexplore.ieee.org/document/7322178 4. Sahar Movaghati, Alireza Moghaddamjoo, Ahad Tavakoli," Road Extraction From Satellite Images Using Particle Filtering and Extended Kalman Filtering IEEE Transactions on Geoscience and Remote Sensing , VOL. 48, issue.7 https://ieeexplore.ieee.org/document/5439693
	<p>Topics relevant to "EMPLOYABILITY SKILLS": Representation of Digital Images, Image operation, Image segmentation, Image Analysis, Color And Morphological Image Processing, for developing Employability Skills through Experiential Learning techniques. This is attained through assessment component mentioned in course handout.</p>
Catalogue prepared by	Dr K BhanuRekha, Annapurna.H.S
Recommended by the Board of Studies on	12th BOS held on 10/08/2021
Date of Approval by	Meeting No. 16th , Dated 23/10/2021

the Academic Council		
----------------------------	--	--

Course Code: ECE3403	Course Title: Adaptive Signal Processing Type of Course: Discipline Elective / Signal Processing Basket and Theory Only		L- T-P- C	3	0	0	3
Version No.		2.0					
Course Pre-requisites		Digital Signal Processing Signal and Systems					
Anti-requisites		NIL					
Course Objective		The objective of the course is to familiarize the learners with the concepts of Adaptive Signal Processing to improve the learner's <u>Employability Skills</u> of student by using <u>Participative Learning</u> techniques					
Course Description		The course aims to develop a mathematical theory of linear adaptive filters. The course discusses the adaptation techniques of the filter to achieve the desired output. Such adaptive algorithms are frequently encountered in many signal processing and machine learning algorithms. The adaptive signal processing course will be aided by simulations, which will enable the students to validate their theoretical findings.					
Course Outcomes		On successful completion of this course the students shall be able to: <ol style="list-style-type: none"> 1. Recognize the importance of signal processing in non-stationary environment. 2. Discuss the role of adaptive signal processing in communication systems. 3. Apply the various mathematical models to adaptive signal processing. 4. Use of Weiner filter for given applications. 					
Course Content:							
Module 1	Introduction/Stationary Processes and Model	Assignment/QUIZ	Memory Recall based quiz				10 Sessions
	Topics: INTRODUCTION: The filtering problem, Adaptive filters, linear filter structures, approaches to the development of linear adaptive filter algorithms, real and complex forms of adaptive filters, nonlinear adaptive filters, Applications. STATIONARY PROCESSES AND MODELS: Partial characterization of a discrete time stochastic process, mean ergodic theorem, correlation matrix, correlation matrix of sine wave plus noise, stochastic models, Wold decomposition, asymptotic stationarity of an auto regressive process. Yule-Walker equations						
Module 2	WIENER FILTERS	Assignment	Simulation task				10 Sessions
	Topics:						

	WIENER FILTERS: Linear optimum filtering problem statement, principle of orthogonality, minimum mean squared error, Wiener Hopf equations, error performance surface. Channel equalization. Linearly constrained minimum variance filter, generalized side lobe cancellers.				
Module 3	Linear Prediction	Assignment	Simulation task		10 Sessions
	Topics: LINEAR PREDICTION: Forward Linear Prediction, backward Linear Prediction, Levinson-Durbin algorithm, properties of prediction error filters, Schur-Cohntest, auto regressive modeling of a stationary stochastic process. Method of steepest descent: Steepest descent algorithm, stability of the Steepest descent algorithm.				
Module 4	Applications of Adaptive signal processing	Assignment	Simulation task		10 Sessions
	Topics: Adaptive modeling of a multi-path communication channel, adaptive model in geophysical exploration, Inverse modeling, Adaptive interference canceling: applications in Bio-signal processing.				
	Targeted Application & Tools that can be used: Application Area includes all modern electronic devices (Music System, cellular phones, computers, digital cameras, high-definition smart televisions, Home Automation, Communication systems). Tools that can be used: Signal processing tool box in MATLAB				
	Text Book(s): 1. Simon Haykin, " Adaptive Filter Theory", Pearson Education, 2003 2. Ali H. Sayed, Fundamentals of Adaptive Filtering, John Wiley, 2003				
	References 1. Bernard Widrow and Samuel D. Stearns, "Adaptive Signal Processing", Person Education, 2005. 2. John R. Treichler, C. Richard Johnson, Michael G. Larimore, "Theory and Design of Adaptive Filters", Prentice-Hall of India, 2002 3. S. Thomas Alexander, " Adaptive Signal Processing - Theory and Application", Springer-Verlag. 4. James V. Candy, Signal Processing: A Modern Approach, McGraw-Hill, International Edition. Online Resources (e-books, notes, ppts, video lectures etc.): 1. Video lectures on "Adaptive Signal Processing" by Prof. Mrityunjay Chakraborty, IIT KGP https://nptel.ac.in/courses/117105075 2. Presidency University Library Link :- https://presiuniv.knimbus.com/user#/home E-content: 1. D.Morgan, "Adaptive signal processing" IEEE Trans. on Acoustics, Speech, and Signal Processing Vol 34, (4) 1986 DOI: 10.1109/TASSP.1986.1164869. 2. Alexander Voznesensky; Dmitrii Kaplun , "Adaptive Signal Processing Algorithms Based on EMD and ITD", IEEE Access (Volume: 7), DOI: 10.1109/ACCESS.2019.2956077. 3. B. Widrow; E. Walach Adaptive signal processing for adaptive control", DOI: 10.1109/ICASSP.1984.1172527. 4. Alexander Voznesensky ; Dmitrii Kaplun , " Adaptive Signal Processing Algorithms Based on EMD and ITD", IEEE Access Vol 7,2019 DOI: 10.1109/ACCESS.2019.2956077				
	Topics relevant to "EMPLOYABILITY SKILLS": WIENER FILTERS, Linear optimum filtering problem statement, Adaptive filters, Channel equalization, for developing Employability Skills through Participative Learning techniques. This is attained through assessment component mentioned in course handout.				

Catalogue prepared by		Dr Dharmesh Kumar Srivastava
Recommended by the Board of Studies on		12th BOS held on 10/08/2021
Date of Approval by the Academic Council		Meeting No. 16th , Dated 23/10/2021

Course Code: ECE3402	Course Title: Biomedical Signal Processing		L- T-P- C	3	0	0	3
Version No.		2.0					
Course Pre-requisites		Basic concepts and techniques for processing of discrete-time signals, systems and transforms. Understanding of FIR and IIR Filters; Discrete Fourier Transform (DFT) and Fast Fourier transform (FFT) techniques and their applications; Implementation of DSP algorithms on DSP processors					
Anti-requisites		NIL					
Course Description		The course describes the origin and characteristics of biomedical signals collected from humans. This course imparts knowledge of signal processing methods to analyze the health status of individuals in order to differentiate between a healthy and an unhealthy person. The course also develops critical thinking to choose and apply a signal model for a specific set of physiological disorders. The comprehensive nature of the course covers a number of quizzes and signal processing assignments using various tools to enhance students' abilities to become an independent biomedical engineer.					
Course Objective		The objective of the course is to familiarize the learners with the concepts of Biomedical Signal Processing and to improve the <u>Employability Skills</u> of student by using <u>Participative Learning</u> techniques.					
Course Outcomes		On successful completion of this course the students shall be able to: (i) Discuss the origin and characteristics of various biosignals. (ii) Apply various analog and digital filtering techniques for removal of noise and artifacts. (iii) Demonstrate various feature extraction and event detection techniques using time-domain as well as frequency-domain analysis methods. (iv) Employ various parametric and non-parametric models of certain physiological systems.					
Course Content:							
Module 1	Biosignals and its Origin	Quiz		Memory Recall based Quizzes	12 Classes		
	Introduction to biosignals: Human anatomy and physiology, Electrical activities of a Cell, Origin and dynamics of Biomedical signals, Electrocardiography (ECG) signal origin and characteristics. Electroencephalography (EEG) signal and its characteristic. Electromyography (EMG) signal and its characteristic. Other Biomedical signals – Blood Pressure, Respiration, Electrooculogram (EOG) etc.						
Module 2	Noise Removal and Processing of Biosignals	Assignment / Quiz		Programming and Simulation task	12 Classes		
	Review of Discrete time signals and systems, Analog filters, Digital filters. Time domain filtering - Synchronized Averaging, Moving Average etc., Frequency Domain Filtering, The Wiener Filter, Adaptive Filtering, Adaptive interference cancellation. Filtering of physiological signals.						

Module 3	Analysis of Biosignals	Assignment	Memory Interfacing Task and Analysis	15 Classes
<p>Practices followed for data collection from opposite gender patients.</p> <p>Feature Extraction and Event Detection from ECG (P, QRS and T Waves detection, Pan Tompkins Algorithm for QRS Detection), EEG and EMG signals.</p> <p>Time-domain Analysis – Biosignal Morphologies, Signal length, Envelop Extraction, Amplitude demodulation, The Envelopgram, Activity Analysis etc.</p> <p>Frequency-domain Analysis – Periodogram, Averaged Periodogram, Blackman-Tukey Spectral Estimator, Daniell's Spectral Estimator, and Measures derived from Power Spectra Density.</p>				
Module 4	Modelling of Biomedical Signals and Systems	Assignment	System Design Task and Analysis	06 Classes
<p>Parametric Modelling of Biomedical Systems, Various Signal models like Autoregressive, Autocorrelation method, ARMA model etc., Random signals and their processing, Overview of Advanced Topics.</p>				
<p>Targeted Application & Tools that can be used:</p> <p>Application Area is Biomedical Signal Processing applications leading to design of medical devices and systems.</p> <p>Professionally Used Software: Matlab / Python / LabVIEW.</p>				
<p>Textbook(s):</p> <ol style="list-style-type: none"> 1. Sörnmo L. and Laguna P, "Bioelectrical Signal Processing in Cardiac and Neurological Applications", Academic Press, 1st edition, Elsevier, 2005. 2. Willis J. Tompkins " Biomedical Digital Signal Processing", 2nd edition, EEE, PHI, 2004. 				

Reference(s):

3. Devasahayam S. R., "Signals and Systems in Biomedical Engineering: Signal Processing and Physiological Systems Modeling", Kluwer Academic/Plenum Publishers, 5th edition, New York, 2000.
4. Reddy D. C., "Biomedical Signal Processing: Principles and Techniques", Tata McGraw-Hill Publishing Co. Ltd, 2005.
5. Rangayyan R. M. "Biomedical Signal Analysis: A case Based Approach", IEEE Press, John Wiley & Sons. Inc, 2002.

Online Resources (e-books, notes, ppts, video lectures etc.):

1. MIT Open Course Ware Lecture Notes on "Biomedical Signal and Image Processing". <https://ocw.mit.edu/courses/hst-582j-biomedical-signal-and-image-processing-spring-2007/pages/lecture-notes/>
2. Prof. Sudipta Mukhopadhyay NPTEL Lecture Notes and Videos: <https://nptel.ac.in/courses/108105101>
3. Fatemeh Hadaeghi Lecture Notes (from Jacobs University Bremen): <https://www.ai.rug.nl/minds/teaching/courses/t2018biomed/>
4. Dr. Kunal Pal's Video lectures on "Biomedical Signal Processing" from NIT Rourkela: <https://www.youtube.com/watch?v=XKoGk99ktf8>
5. Presidency University Library Link :- <https://presiuniv.knimbus.com/user#/home>

E-content:

6. M. L. Ahlstrom and W. J. Tompkins, "Digital Filters for Real-Time ECG Signal Processing Using Microprocessors," in *IEEE Transactions on Biomedical Engineering*, vol. BME-32, no. 9, pp. 708-713, Sept. 1985, doi: 10.1109/TBME.1985.325589. <https://ieeexplore.ieee.org/abstract/document/4122146>
7. Coté, Gerard L., Ryszard M. Lec, and Michael V. Pishko. "Emerging biomedical sensing technologies and their applications." *IEEE Sensors Journal* 3, no. 3 (2003): 251-266. <https://citeseerx.ist.psu.edu/viewdoc/download?doi=10.1.1.415.7820&rep=rep1&type=pdf>
8. James, Christopher J., and Christian W. Hesse. "Independent component analysis for biomedical signals." *Physiological measurement* 26, no. 1 (2004): R15. <<https://iopscience.iop.org/article/10.1088/0967-3334/26/1/R02/meta>> Available at Link: https://www.academia.edu/download/49895521/0967-3334_2F26_2F1_2Fr0220161026-21959-1bfp9y3.pdf
9. Addison, Paul S. "Wavelet transforms and the ECG: a review." *Physiological measurement* 26, no. 5 (2005): R155. https://people.uwec.edu/walkerjs/primer/Papers/Addison_EEG_Review.pdf
10. Moraes, Jermana L., Matheus X. Rocha, Glauber G. Vasconcelos, José E. Vasconcelos Filho, Victor Hugo C. De Albuquerque, and Auzuir R. Alexandria. "Advances in photoplethysmography signal analysis for biomedical applications." *Sensors* 18, no. 6 (2018): 1894. <https://www.mdpi.com/1424-8220/18/6/1894/pdf>

Topics relevant to "EMPLOYABILITY SKILLS": Analysis of ECG / EMG / EEG signals, for developing Employability Skills through Participative Learning techniques. This is attained through assessment component mentioned in course handout.

Catalogue prepared by

Ms. Natya.S

Recommended by the Board of Studies on

12th BOS held on 10/08/2021

Date of Approval by the Academic Council

Meeting No. 16th , Dated 23/10/2021

Course Code: ECE3404		Course Title: Multimedia Signal Processing		L- T-P- C	3	0	0	3
		Type of Course: Discipline Elective from Signal Processing Basket & Theory only						
Version No.		2.0						
Course Pre-requisites		A fair knowledge in digital signal processing and basic concepts of frequency transformations is desirable.						
Anti-requisites		NIL						
Course Description		This is an undergraduate level course that deals multimedia presentations (text, graphics, speech, audio, image, video) and their standards for coding, processing and compression. The subject shall provide an introduction to our perception of speech, audio, music, image and video to be able to understand advanced techniques, algorithms and concepts for digital processing of multimedia presentations. The course enables to know the principles and technologies of several important standards and their typical application scenarios.						
Course Objective		The objective of the course is to familiarize the learners with the concepts of Multimedia Signal Processing to improve the learner's <u>Employability Skills</u> by using <u>Participative Learning</u> Methodologies.						
Course Outcomes		On successful completion of this course the students shall be able to: 1) Discuss the fundamentals behind multimedia signal processing and compression. (Comprehension) 2) Explain the basic principles behind existing multimedia compression and communication standards. (Comprehension) 3) Apply the acquired knowledge to specific multimedia related problems and projects at work. (Application)						
Course Content:								
Module 1		Basic Digital Signal Processing		Assignment		Programming Task, Data Analysis task		12 classes
	Topics: Digital Processing Basics, Multimedia Processing and Communications, Compression and Networking as Cornerstones, Information Theory Basics, Lossless Source Coding, Huffman/arithmetic Codes, LZW, Text/graphics Compression, Quantization (scalar/vector). Ethical practices to be observed while using multimedia techniques.							
Module 2		Model Based Signal Processing		Assignment		Programming Task, Data Analysis task		10 classes
	Topics: Waveform, Transform, Model-based Coding, Performance Criteria, Perception, Human Visual System Models, Still Image Compression, JPEG, JPEG2000, Wavelet/Sub-band/Fractal, Perceptually-based Coders, 2 nd Generation Image Coding							
Module 3		Multimedia Communication Standards		Project		Programming Task, Data Analysis task		11 classes
	Topics: Audio Compression, MPEG-1/2, Dolby AC-2 and AC-3, Compression of Stereo and Surround Sound, Video Compression Basics, Overview of Multimedia Communication Standards H.323 and H.324, Video Compression Standards H.261, H.263, Video Compression Standards MPEG-1, MPEG-2, and HDTV, MPEG-4, MPEG-7, Multimedia Transmission, Error Resilience and Concealment, Multimedia over IP							

Module 4	Applications of DSP to Multimedia	Assignment		Programming Task, Data Analysis task	12 classes
	Topics: Music Signal Processing and Auditory Perception, Speech Processing, Acoustic Theory of Speech-The Source-filter Model, Speech Models and Features, Speech Enhancement, Echo Cancellation				
	Textbook(s): 1. Saeed V. Vaseghi, "Multimedia Signal Processing: Theory and Applications in Speech, Music and Communications", Wiley.				
	References: 1. Ralf Steinmetz and Klara Nahrstedt, "Multimedia Systems", Springer 2. Iain E.G. Richardson, "H.264 and MPEG-4 Video Compression", John Wiley Online Resources (e-books, notes, ppts, video lectures etc.): 1. 1. Multimedia Signal Processing University of Illinois https://courses.engr.illinois.edu/ece417/fa2020/ 2. 2. Multimedia Signal Processing Norwegian University of Science and Technology https://www.ntnu.edu/studies/courses/TTT4135 Other Resources: Presidency University Library Link https://presiuniv.knimbus.com/user#/home 1. Efficient and Low-Complexity Surveillance Video Compression Using Backward-Channel Aware Wyner-Ziv Video Coding, IEEE Transactions on Circuits and Systems for Video Technology (Volume: 19, Issue: 4, April 2009) https://ieeexplore.ieee.org/document/4801602 2. Sparse Music Representation With Source-Specific Dictionaries and Its Application to Signal Separation, IEEE Transactions on Audio, Speech, and Language Processing (Volume: 19, Issue: 2, February 2011) https://ieeexplore.ieee.org/document/5444999				
	Topics relevant to "EMPLOYABILITY SKILLS": Audio and video compression Standards, Digital Processing Basics for Multimedia Processing and Communications; Audio and Video Compression Basics, for developing Employability Skills through Participative Learning techniques. This is attained through assessment component mentioned in course handout.				
Catalogue prepared by		Mrs. Pallabi Kakati			
Recommended by the Board of Studies on		12th BOS held on 10/08/2021			
Date of Approval by the Academic Council		Meeting No. 16th , Dated 23/10/2021			

Course Code: ECE3405	Course Title: Wavelets and Filter Banks		L- T- P- C	3	0	0	3
	Type of Course: Theory Only						
Version No.	1.0						
Course Pre-requisites	Digital Signal Processing; Matlab; Linear Algebra.						
Anti-requisites	NIL						
Course Description	The course mainly involves the theories of multirate filter banks (FBs) and wavelet, in addition, and their applications. It falls into two sections: FBs and wavelet. The first section begins with the design of filter, and then introduces the fundamental concepts, properties and theory of multirate FBs. Furthermore, several types of FBs, such as cosine-modulated FBs, linear phase FBs, time varying FBs, 2-dimmmensional FBs, directional FBs, are analyzed. In the end of this section, the applications of FBs in communication are introduced.						
Course Objective	This course is designed to improve the learners' <u>EMPLOYABILITY SKILLS</u> by using <u>EXPERIENTIAL LEARNING</u> techniques using AI & IOT.						
Course Outcomes	On successful completion of this course the students shall be able to: 1. Understand the terminologies that are used in the wavelets literature. 2. Understand the concepts and theory behind wavelets constructions from an interdisciplinary perspective that unifies harmonic analysis (mathematics), filter banks (signal processing), and multiresolution analysis (computer vision). 3. Be familiar with the modern signal processing using signal spaces, bases, operators and series expansions. 4. Apply wavelets and multiresolution techniques to a problem at hand, and justify why wavelets provide the right tool. 5. Research, present, and report a selected project within a specified time. 6. Think critically, ask questions, and apply problem-solving techniques.						
Course Content:							
Module 1	Introduction and filter design techniques	Quiz	Memory Recall based Quizzes			12 Sessions	
Topics: Multirate system fundamentals, Multirate filter design techniques: IFIR and FM approach, Design of two-channel linear-phase/low-delay filter banks, Two band filter banks with FIR and IIR filters, <i>M</i> -channel maximally decimated filter banks, <i>M</i> -channel near-perfect-reconstruction cosine-modulated filter banks, <i>M</i> -channel perfect reconstruction cosine modulated filter banks.							
Module 2	Non-uniform filter banks	Assignment/Quiz	Theoretical Understanding			10 Sessions	
Topics:							

M-channel linear phase filter banks, Multiresolution analysis and wavelet theory, Comparison of wavelet and Fourier transform,				
Module 3	Filter banks and discrete wavelet transform	Assignment/Quiz	Theoretical Understanding	11 Sessions
<p>Topics: Wavelet with FIR and IIR filters I, Wavelet with FIR and IIR filters II, <i>M</i>-band wavelet, Wavelet design based on cosine modulated filter banks, Wavelet transform application: de-noising and compression, Matching wavelet.</p>				
<p>Targeted Application & Tools that can be used:</p> <ul style="list-style-type: none"> • Audio and Image Compression, Quantization Effects, Digital Communication and Multicarrier Modulation, Trans multiplexers, Text-Image Compression: Lossy and Lossless, • Medical Imaging and Scientific Visualization, Edge Detection and Feature Extraction, Seismic Signal Analysis, • Geometric Modelling, Matrix Preconditioning, Multiscale Methods for Partial Differential Equations and Integral Equations. <p>Professionally Used Software:</p> <ul style="list-style-type: none"> • MATLAB® Wavelet Toolbox, Software for Filter Design, Signal Analysis, Image Compression, PDEs, • Wavelet Transforms on Complex Geometrical Shapes. 				
<p>Project work/Assignment:</p> <ol style="list-style-type: none"> 1. Case Studies: At the conclusion of each module, we will have a 'case-based' discussion session for approximately half the class period. Cases will be from lecture / journal article content by considering a 'real-world' scenario where the course concepts can be applied. We will post the case one week in advance. For each case, each student from each group formed will write a 1-2-page executive summary outlining their understanding, including relevant analyses, schematics, and graphs. Guidelines on report format will be provided with the first case. 2. Book/Article review: At the end of each module, a book or an article will be given to each student. They need to visit the library and write a report on their understanding about the assigned article for 1 page. Presidency University Library Link. 3. Presentation: There will a group presentation on latest trends and advancements in Wavelets & Filter banks 				
<p>Text Book(s):</p> <ol style="list-style-type: none"> 1. P. P. Vaidyanathan, Multirate Systems and Filter Banks. Prentice-Hall. Englewood Cliffs, NJ: 1993. 2. G. Strang and T. Q. Nguyen, Wavelets and Filter Banks. Wellesley-Cambridge Press, Wellesley, MA, Revised Edition, 1998. 3. Stephane Mallat, A Wavelet Tour of Signal Processing. San Diego: Academic Press, 1999. 				
<p>Reference(s):</p> <ol style="list-style-type: none"> 1. M. Vetterli and J. Kovacevic, Wavelets and Subband Coding, Prentice Hall, Englewood Cliffs, NJ, 1995. 2. Fusheng Yang, Engineering Analysis and Applications of Wavelet Transform. Science Press, BJ:1999. 				
<p>Online Resources (e-books, notes, ppts, video lectures etc.):</p> <ol style="list-style-type: none"> 1. NPTEL :: Electrical Engineering - NOC:Fundamentals of Wavelets, Filter Banks and Time Frequency Analysis 2. Lecture Notes Wavelets, Filter Banks and Applications Mathematics MIT OpenCourseWare 3. Introduction to Wavelet.ppt (live.com) 				

E-content:

1. P. P. Vaidyanathan, "Multirate digital filters, filter banks, polyphase networks, and applications: a tutorial", *Proc. IEEE*, vol. 78, no. 1, pp. 56-93, January 1990.
2. P. P. Vaidyanathan, "Theory and design of M -channel maximally decimated quadrature mirror filters with arbitrary M , having the perfect reconstruction property," *IEEE Trans. Acoust., Speech, Signal Processing*, vol. 35, no. 4, pp. 476-492, April 1987.
3. R. D. Koilpillai and P. P. Vaidyanathan, "Cosine-Modulated FIR Filter Banks Satisfying Perfect Reconstruction," *IEEE Trans. Signal Processing*, vol. 40, no. 4, April 1992.
4. T.Q.Nguyen, "Near Perfect Reconstruction Pseudo-QMF Banks," *IEEE Trans. Signal Processing*, vol. 42, no. 1, pp. 65-76, January 1994.
5. T. Q. Nguyen, "A tutorial on Filter Banks and Wavelets," In *Proc. IEEE International Conference on Digital Signal Processing*, Cypress, June 1995.
6. Y. P. Lin and P. P. Vaidyanathan, "Linear Phase Cosine Modulated Maximally Decimated Filter Banks with Perfect Reconstruction," *IEEE Trans. Signal Processing*, vol. 42, no. 11, November 1995.

Catalogue prepared by	Ms. Swetha G
Recommended by the Board of Studies on	15 th BOS held on 28/07/2022
Date of Approval by the Academic Council	Meeting No. 18 th , Dated 03/08/2022

Course Code: ECE3406	Course Title: Probabilistic Systems analysis Type of Course: Discipline Elective- Signal Processing Basket	L- T-P- C	3	0	0	3
Version No.	1.0					
Course Pre-requisites	A college-level course in calculus and statistics is desirable. The students should be aware of double integrations and methods for solving partial differential equations.					
Anti-requisites	NIL					
Course Description	This course provides insights into the modeling and analysis of real-world random phenomena and processes, including the basics of statistical inference. The course introduces the relevant models, skills and tools, by combining mathematics with conceptual understanding and intuition. The assignment-based practices in this course lay a firm foundation for building probabilistic models in various application domains.					
Course Objective	This course is designed to improve the learners' <u>EMPLOYABILITY SKILLS</u> by using <u>EXPERIENTIAL LEARNING</u> techniques using open source Design Tools.					
Course Outcomes	On successful completion of this course the students shall be able to: 1) Discuss the basics of probability, sample space, events, statistics and apply them to real life problems 2) Distinguish probability density and distribution functions for single and multiple random variables and calculate the statistical parameters for random variables 3) Apply the concept of random processes along with its parameters in estimating the correlation, covariance and PSD.					
Course Content:						
Module 1	Probability Theory and Probability Statistics	Assignment	Problem Solving Task		7 Sessions	
Topics: Probability models and axioms, Conditioning and Bayes' rule, Independence, Counting						
Module 2	Random Variables	Assignment	Problem Solving Task		10 Sessions	
Topics: Discrete random variables; probability mass functions; expectations, Discrete random variable examples; joint PMFs, Multiple discrete random variables: expectations, conditioning, independence, Continuous random variables, Multiple continuous random variables						
Module 3	Distribution Functions and Random Processes	Assignment	Problem Solving Task		11 Sessions	
Topics: Continuous Bayes rule; derived distributions, Derived distributions; convolution; covariance and correlation, Iterated expectations; sum of a random number of random variables, Bernoulli process, Poisson process, Markov chains, Weak law of large numbers, Central limit theorem, Bayesian statistical inference, Classical statistical inference						
Module 4	Detection, estimation and filtering	Assignment	Problem solving task		17 sessions	
Statistical decision theory - Bayes' criterion (Binary hypothesis, M-ary hypothesis), minimax criterion, Neyman-Pearson criterion, sequential detection, Estimation-maximum likelihood estimation, generalized likelihood ratio test, Bayes' estimation (minimum mean-square error estimate, minimum mean absolute value of error estimate, maximum a posteriori estimate), Cramer-Rao Inequality, Multiple Parameter Estimation, least-square estimation, Filtering-Wiener filter, Kalman filter						
Targeted Application & Tools that can be used:						

<p>Application Areas: Exploratory decision making, Machine Learning, Artificial Intelligence and Data analysis, computer vision, natural language processing, computational biology, Statistics and Statistical Signal Processing Domain.</p> <p>TOOLS: Python and R programming.</p>	
<p>Project work/Assignment:</p>	
<p>Assignment 1: Problem solving assignment on probability theory Assignment 2: Problem solving assignment on random variables Assignment 3: Problem solving assignment on random processes Assignment 4: Problem solving assignment on queuing theory</p>	
<p>Textbook(s):</p> <ol style="list-style-type: none"> 1. Kishor S. Trivedi, "Probability and Statistics with Reliability, Queuing and Computer Science Applications", 2nd Edition, Wiley, 2016 2. Mourad Barkat, "Signal detection and estimation", 2e, Artech House, 2005 	
<p>References:</p> <ol style="list-style-type: none"> 1. Bertsekas, Dimitri, and John Tsitsiklis. Introduction to Probability. 2nd ed. Athena Scientific, 2008. ISBN: 9781886529236. 2. Athanasios Papoulis and S. Unnikrishnan Pillai, "Probability, Random Variables and Stochastic Processes", 4th edition, PHI, 2002. 3. Henry Stark and John W. Woods, "Probability and Random Processes with Application to Signal Processing", 3rd edition, Pearson Education, 2009 <p>Online Resources (e-books, notes, ppts, video lectures etc.):</p> <ol style="list-style-type: none"> 1. Probabilistic Systems Analysis and Applied Probability (amser.org) 2. Introduction To Applied Probability Udemy 3. Probability Theory and Stochastic Processes with Applications 4. Presidency University Library Link :- https://presiuniv.knimbus.com/user#/home <p>E-content</p> <ol style="list-style-type: none"> 1. https://www.researchgate.net/publication/309793344 Reliability sensitivities with fuzzy random uncertainties using genetic algorithm 2. https://www.researchgate.net/publication/333449747 Methodologies for Assessing Risks of Accidents in Chemical Process Industries 3. https://www.researchgate.net/publication/226742073 Modelling Technologies and Applications 4. https://www.researchgate.net/publication/327826061 Modelling Technologies and Applications Nanotechnologies and Electronics Packaging 	
<p>Topics relevant to development of "Foundation Skills": Probability models and axioms; probability mass functions; expectations.</p> <p>Topics relevant to development of "Employability": Markov chains; Central limit theorem, Bayesian statistical inference.</p>	
Catalogue prepared by	Dr. Sumantra Chaudhuri
Recommended by the Board of Studies on	12 th BOS held on 10/08/2021
Date of Approval by the Academic Council	Meeting No. 18 th , Dated 03/08/2022

Course Code: ECE3407	Course Title: Video Processing and Computer Vision Type of Course: : Discipline Elective-Signal Processing Basket		L-T-P-C	3	0	0	3
Version No.	1.0						
Course Pre-requisites	Digital Image Processing, Signals and Systems, Transforms and Techniques						
Anti-requisites	NIL						
Course Description	This course aims to introduce students to a wide range of video processing and computer vision techniques. The purpose of this course is to familiarize the students with the fundamental ideas and problems in computer vision and video processing as well as the main solutions. An introduction to computer vision is provided in this course, along with advanced ideas like motion estimation and tracking, image classification, scene understanding, object categorization and tracking, image fusion, image registration, etc.						
Course Objective	This course is designed to improve the learner's <u>EMPLOYABILITY SKILLS</u> by using <u>PROBLEM SOLVING</u> Methodologies.						
Course Outcomes	On successful completion of this course the students shall be able to: 1) Know the fundamental techniques for video processing, and computer vision 2) Understand the basics of analog and digital video: video representation and transmission 3) Understand the basics of computer vision 4) Familiarize himself/herself with computer vision algorithms and applications						
Course Content:							
Module 1	Introduction to Video Processing	Quiz	Memory Recall based Quizzes	09 session			
Topics: Video data, video acquisition, video representation, Video data representation, sensors for video acquisition, working of digital camera (block diagram), camera resolution and color conversion, types of video cameras general mathematical operations for video processing, Color perception and specifications, color representation, video formats (NTSC, SECAM, PAL, VGA, HD), video storage requirements, video indexing							
Module 2	Video Processing	Assignment / Quiz	Programming and Simulation task / Memory Recall based Quizzes	12 session			
Topics: Sampling in spatial and temporal domains, sampling conversion, video to frames and frames to video Pre-filter in video cameras, interpolation filter in video displays, Fourier analysis of video sequence, spatial frequency, temporal frequency, temporal frequency caused by motion.							
Module 3	Introduction to Computer Vision and Algorithms	Assignment	Programming Assignment	12 session			
Topics: Introduction to Computer Vision, Image Processing VS Computer Vision, Color Vision, Camera and Epipolar Geometry, Auto-calibration							

Motion estimation: - Background Subtraction and Modeling, Optical Flow, KLT, Spatio-Temporal Analysis, Dynamic Stereo; Motion parameter estimation.				
Module 4	Applications of Computer Vision	Assignment	Programming Assignment	12 session
<p>Topics: Object detection and tracking various scenarios, Pattern Analysis, Face recognition and Tracking, Applications of computer vision in robotics and Autonomous Vehicles (ADAS)</p> <p>List of Laboratory Tasks: Nil</p>				
<p>Targeted Application & Tools that can be used: Targeted Applications: Security and Surveillance, ADAS, Industry 4.0 Professionally Used Software: Python/ MATLAB/ SCILAB</p>				
<p>Project Work/Assignment:</p> <p>1. Case Study: At the end of the course students will be given a 'real-world' application-based on Computer Vision and Video Processing as a case study. Students will be submitting a brief report in appropriate format</p> <p>2 Article review: At the end of the course a literature review of any 01 recent articles from the reputed national and international journal/ conferences will be given by students. They need to refer to tools like Scopus/ Google-Scholar and submit a report on their understanding of the assigned article in appropriate format.</p> <p>3. Presentation: There will be a group presentation, where the students will be given a topic. They will have to present their review work.</p>				
<p>Text Book(s):</p> <ol style="list-style-type: none"> 1. AL BOVIK, "Handbook of Image and Video Processing," Elsevier Science, 2nd Edition. 2. Richard Szeliski, Computer Vision: Algorithms and Applications, Springer-Verlag London Limited 2011, 1st Edition. 				
<p>Topics relevant to the: "FOUNDATION SKILLS", Introduction to Computer Vision, , Image Processing VS Computer Vision</p> <p>Topics related to development of "EMPLOYABILITY": Object detection and tracking various scenarios, Pattern Analysis, Face recognition and Tracking, Applications of computer vision in robotics and Autonomous Vehicles (ADAS)</p>				
Catalogue prepared by	Mr. Kiran Dhanaji Kale			
Recommended by the Board of Studies on	BOS Meeting NO: 15 th BOS held on 28/07/2022			
Date of Approval by the Academic Council	Academic Council Meeting No.18th , Dated 03/08/2022			

VLSI Basket

Course Code: ECE3408	Course Title: IC Fabrication Technology Type of Course: Discipline Elective & Theory only			L-T-P-C	3	0	0	3
Version No.		1.0						
Course Pre-requisites		VLSI Design, design and implementation of VLSI circuits for complex digital and analog systems, NMOS and CMOS fabrication steps, design for testability and design verification.						
Anti-requisites		NIL						
Course Description		The purpose of this course is to enable the students to understand the basics of IC fabrication technology. This course aims to foster knowledge of Integrated circuit technology and fabrication techniques. This course introduces the various manufacturing methods and their underlying scientific principles in the context of technologies used in VLSI chip fabrication and Microcontrollers. This course also discusses the complexities and challenges associated with VLSI chip fabrication and different Microcontrollers. The course gives clear understanding about entire Chip fabrication.						
Course Objective		The objective of the course is to familiarize the learners with the concepts of IC Fabrication Technology and attain EMPLOYABILITY SKILLS through PARTICPATIVE LEARNING.						
Course Outcomes		On successful completion of this course the students shall be able to: 1) Describe the process involved in semiconductor crystal growth and fabrication. 2) Classify various lithography and etching techniques used for pattern transfer. 3) Summarize the diffusion and ion implantation mechanisms in IC fabrication. 4) Discuss the process involved in packaging and yield.						
Course Content:								
Module 1	Crystal Growth	Quiz		Memory Recall based Quizzes	12 Session			
	Topics: Introduction, electronic-grade silicon, czochralski crystal growing-crystal structure, crystal growing theory, crystal growing practise, shaping operations, etching, process considerations.							
Module 2	Oxidation and lithography	Assignment		Theoretical Understanding	12 Session			
	Topics: Growth mechanics and kinetics, thin oxides, oxidation techniques and systems, optical lithography-optical resists, electron lithography-resists, mask generation, X-ray lithography- resists, ion lithography							
Module 3	Diffusion and Implantation	Assignment		Theoretical Understanding	14 Session			
	Topics:							

	Models of diffusion in solids, one dimensional diffusion equations, atomic diffusion mechanisms, measurement techniques, Ion implantation-range theory-ion stopping, range distribution, Furnace Annealing, high energy implantation, Metallization applications, choices, physical vapour deposition, metallization problems, introduction to packaging, package types
	List of Laboratory Tasks: Nil
	<p>Targeted Application & Tools that can be used:</p> <p>Application Area – Facility Manager, Process Engineer , Process development designer , Facility Engineer, Process simulation Engineer.</p> <p>Professionally Used Software: ATHENA/SILVACO , SYNOPSIS , TCAD , VISUAL TCAD</p>
	<p>Text Book</p> <ol style="list-style-type: none"> 1. S.M. Sze, "VLSI technology", Tata McGraw Hill, Second Edition, 2017.
	<p>Reference(s):</p> <p>Reference Books</p> <ol style="list-style-type: none"> 1. S. K. Ghandhi, "VLSI Fabrication Principles: Silicon and Gallium Arsenide", John Wiley and Sons Inc., New York , 1983. 2. Plummer J. D., Deal M. D. and P. B. Griffin , "Silicon VLSI Technology: Fundamentals, Practice and Modeling" , Pearson/PHI, 2001. 3. Plummer J. D., Deal M. D. and P. B. Griffin , "Silicon VLSI Technology: Fundamentals, Practice and Modeling" , Pearson/PHI, 2001. 4. James Plummer, M. Deal and P.Griffin, "Silicon VLSI Technology", Prentice Hall, Electronics and vLSI series, 2000. <p>Online Resources (e-books, notes, ppts, video lectures etc.):</p> <ol style="list-style-type: none"> 1. NPTEL - https://onlinecourses.nptel.ac.in/noc21_mm26/preview 2. Udemy - https://www.udemy.com/course/pcb-design-and-fabrication-for-everyone/ 3. Coursera - https://www.coursera.org/lecture/leds-semiconductor-lasers/introduction-to-semiconductor-fundamentals-3zejs 4. Presidency University Library Link :- https://presiuniv.knimbus.com/user#/home <p>E-content:</p> <ol style="list-style-type: none"> 1. William Cheng-Yu Ma;Yan-Jia Huang;Po-Jen Chen;Jhe-Wei Jhu;Yan-Shiuan Chang;Ting-Hsuan Chang , "Impacts of Vertically Stacked Monolithic 3D-IC Process on Characteristics of Underlying Thin-Film Transistor" , IEEE Journal of the Electron Devices Society 2020 , https://ieeexplore.ieee.org/document/9141258 2. NEGIN ZARAEI 1 , BOYOU ZHOU 1 , KYLE VIGIL 2 , MOHAMMAD M. SHAHJAMALI 3 , AJAY JOSHI 1 , AND M. SELIM ÜNLÜ , "Gate-Level Validation of Integrated Circuits With Structured-Illumination Read-Out of Embedded Optical Signatures" , IEEE,2020, https://ieeexplore.ieee.org/document/9063443 3. IN-GON LEE1 , WON-SEOK OH2 , YOON JAE KIM2 , AND IC-PYO HONG , "Design and Fabrication of Absorptive/ Transmissive Radome Based on Lumped Elements Composed of Hybrid Composite Materials" , IEEE Access 2020 , https://ieeexplore.ieee.org/document/9141287
	<p>Topics relevant to "SKILL DEVELOPMENT": Growth mechanics and kinetics, oxidation techniques and systems, packaging design considerations -for Skill Development through Participative Learning techniques. This is attained through assessment component mentioned in course handout.</p>
Catalogue prepared by	Ms. Akshaya M Ganorkar

Recommended by the Board of Studies on		12th BOS held on 10/08/2021
Date of Approval by the Academic Council		Meeting No. 16th , Dated 23/10/2021

Course Code: ECE3409	Course Title: Sensor Technology		L- P- C	3	0	3
	Type of Course: Discipline Elective: VLSI and Embedded Systems Basket, Theory only					
Version No.	2.0					
Course Pre-requisites	Knowledge of basic measurement systems and its functionalities, Knowledge of passive and active elements, network theorems					
Anti-requisites	NIL					
Course Description	The purpose of this course is to provide an understanding of sensor technologies from physics to fabrication and to circuits. This course covers the fundamental physics of typical sensors, circuits associated with the system design, and micro fabrication technologies associated with the sensors.					
Course Objective	The objective of the course is to familiarize the learners with the concepts of Sensor Technology and attain SKILL DEVELOPMENT through PARTICIPATIVE LEARNING.					
Course Outcomes	On successful completion of this course the students shall be able to: (1) Examine the fundamental characteristics of a sensing system (2) Identify the physical properties necessary to design a sensing system (3) Demonstrate the processes used to sense non-electrical quantities (4) Analyze methods to interface a sensor to external world (5) Develop a sensor to measure electrical/non-electrical quantities					
Course Content:						
Module 1	Sensor Fundamentals	Quiz/Seminar				07 Sessions
Topics: Measurement system, Sensors, Sensor classification, Sensor Characteristics – Static, Dynamic, Environmental, Dynamic model of sensor elements						
Module 2	Physical Properties	Quiz/Seminar				09 Sessions
Topics: Resistance, Capacitance, Inductance, Magnetism, Piezoelectricity, Pyro electricity, Hall effect, Thermoelectricity, Photo electricity						
Module 3	Non-electrical quantity Sensors	Quiz/Seminar				13 Sessions
Topics: Displacement, Pressure, Flow, Level, Thickness, Vibration, Temperature, Humidity, Light, Sound, Radiation						
Module 4	Sensor Interfacing	Quiz/Seminar				11 Sessions
Topics: Circuits - Amplifiers, Converters, Filters, Excitation, Isolation, Communication protocol - Wired, Wireless, Batteries for Low-Power Sensors						
Module 5	Sensor Fabrication	Quiz/Seminar				04 Sessions
Topics: Wafer cleaning, Oxidation, Diffusion, Deposition, Etching, Packaging						
List of Laboratory Tasks: Nil						
Targeted Application & Tools that can be used: Application Area is real time applications like Automotive, Manufacturing, Aviation, Marine, Medical, Telecom, Chemical, and Computer Hardware. Professionally Used Software: keil/Arduino.cc						
Project work/Assignment:						

<p>1. Article review: At the end of course an article topic will be given to an individual or a group of students. They need to refer the library resources and write a report on their understanding about the assigned article in appropriate format. Presidency University Library Link.</p> <p>2. Presentation: There will be a group presentation, where the students will be given a topic. They will have to explain/demonstrate the working and discuss the applications for the same.</p> <p>Project Assignment: Design and develop a system that will sense temperature of water in a boiler in real-time and produce and output in a display. The sensor must have a feedback mechanism to control the operation of the heater.</p> <p>Assignment 1: Develop a displacement measurement system with an inductive sensor and hall effect sensor</p> <p>Assignment 2: Design a cold junction compensation while using a thermocouple. Build the circuit in Multisim and simulate it.</p> <p>Text Book(s):</p> <ol style="list-style-type: none"> 1. Jacob Fraden, "Hand Book of Modern Sensors: physics, Designs and Applications", Springer, 2004 2. I.R. Sinclair, "Sensors and Transducers", Newnes Oxford, Third Edition, 2001 <p>References</p> <ol style="list-style-type: none"> 1. A.K.Sawhney, "A Course on Electrical and Electronic Measurements and Instrumentation," Dhanpat Rai & Co., 2011 2. Jon. S. Wilson, "Sensor Technology Hand Book," Elsevier, 2011. 3. John G Webster, "Measurement, Instrumentation and sensor Handbook," CRC Press, 2014. 4. Ramon Pallas-Areny and John G Webster, "Sensors and Signal Conditioning," Wiley India, 2012. <p>Digital References</p> <ol style="list-style-type: none"> 1. NPTEL - https://nptel.ac.in/courses/108106193 2. Coursera - https://www.coursera.org/learn/pressure-force-motion-humidity-sensors 3. Udemy - https://www.udemy.com/course/exploring-sensors-and-actuators-theory-and-practice 4. Presidency University Library Link - https://presiuniv.knimbus.com/user#/home <p>E-Content:</p> <ol style="list-style-type: none"> 1. M.I.Hossain et al., " Development of electrochemical sensors for quick detection of environmental (soil and water) NPK ions," RSC Advances, Vol. 14, pp. 9137-9158, 2024. https://doi.org/10.1039/D4RA00034J 2. Obradovic, Dragan, Henning Lenz, and Markus Schupfner. "Fusion of sensor data in Siemens car navigation system." <i>IEEE Transactions on Vehicular Technology</i> Vol. 56, pp. 43-50, 2007. https://ieeexplore.ieee.org/abstract/document/4067135 3. P.Jia et al., " Self-powered flexible battery pressure sensor based on gelatin," Chemical Engineering Journal, Vol. 479, pp. 147586, 2024. https://doi.org/10.1016/j.cej.2023.147586 4. H.J.Pandya et al., " Toward a Portable Cancer Diagnostic Tool Using a Disposable MEMS-Based Biochip," IEEE Transactions on Biomedical Engineering, Vol. 63, pp. 1347-1353, 2016. https://doi.org/10.1109/TBME.2016.2535364 <p>Topics relevant to "SKILL DEVELOPMENT": Various sensor characteristics, designing sensors, and application of sensing principles and electronic circuits through Participatory learning techniques. This is attained through the Assignments/Seminars, as mentioned in the assessment component.</p>						
Catalogue prepared by		Dr. Noel Prashant Ratchagar				
Recommended by the Board of Studies on						
Date of Approval by the Academic Council						
Course Code: ECE3410	Course Title: MEMS and Nanotechnology Type of Course: Discipline Elective Theory	L- T-P- C	3	0	0	3

Version No.		2.0				
Course Pre-requisites		Basics of Analog Electronics				
Anti-requisites		NIL				
Course Description		The course deals with Micro electro mechanical systems (MEMS), devices and technologies. The course also discusses Micro-machining and microfabrication techniques, including planar thin- film processing, silicon etching, wafer bonding, photolithography, deposition and etching. The course also includes Transduction mechanisms and modelling in different energy domains. The course emphasizes on analysis of micromachined capacitive, piezoresistive and thermal sensors/actuators and applications.				
Course Objective		The objective of the course is to familiarize the learners with the concepts of MEMS and Nanotechnology and attain EMPLOYABILITY SKILLS through PARTICIPATIVE LEARNING.				
Course Outcomes		<p>On successful completion of this course the students shall be able to:</p> <ul style="list-style-type: none"> i) Discuss Methods for Processing MEMS materials ii) Develop Characteristic techniques of micro system fabrication process iii) Demonstrate the concepts of Nano technology iv) Illustrate nano materials and various nano measurements techniques v) Implement nano scale manufacturing 				
Course Content:						
Module 1	Introduction and Fundamentals MEMS Device Physics	Assignment/ Quiz	Memory Recall based Quizzes		12 Sessions	
	<p>Topics: Historical background development of microelectronics, evolution of micro sensors, MEMS, emergence of micro machines. Micro sensors: Introduction, thermal sensors, mechanical sensors, flow sensors and Introduction to SAW DEVICES.</p> <p>Microfabrication of MEMS: Surface Micromachining, Bulk Micromachining, LIGA Process: Introduction, Basic Process and Application, micromachining of polymeric MEMS devices.</p> <p>Actuation: Electrostatic Actuation, Piezoelectric Actuation, Thermal Actuation, Magnetic Actuation, Mechanical Vibrations, The single degree of Freedom System, The many Degrees of freedom system</p>					
Module 2	MEMS Materials and fabrication process Modelling	Assignment/ Quiz	Memory Recall based Quizzes		8 Sessions	
	<p>Topics: Metals, semiconductors, thin films for MEMS and their deposition techniques, materials for polymer MEMS. Microstereolithography: Introduction, Scanning Method, Projection</p>					

	Method, Applications. Solid modeling: Numerical Simulation of MEMS, Mechanical Simulation, Electrostatic Simulation.				
Module 3	MEMS Switches and RF Applications	Assignment/ Quiz	Memory Recall based Quizzes		12 Sessions
	<p>Topics:</p> <p>Switch parameters, basics of switching, Switches for RF and microwave applications, actuation mechanisms for MEMS devices, dynamics of switch operation, MEMS switch design considerations, Microwave Considerations, Material Consideration, Mechanical Considerations modeling and evaluation.</p> <p>MEMS based RF and Microwave circuits : RF Filters, Micromachined Phase shifters, and Micromachined antenna.</p>				
Module 4	MEMS Inductors and Capacitors	Assignment/ Quiz	Memory Recall based Quizzes		8 Sessions
	<p>Topics:</p> <p>MEMS Inductors: self and mutual inductance, micromachined inductors, modelling and design issues of planar inductors, variable inductor and polymer based inductor. MEMS Capacitors: MEMS gap tuning capacitor, MEMS area tuning capacitor, Dielectric Tunable capacitors.</p>				
	<p>Targeted Application & Tools that can be used:</p> <p>Applications in various fields such as biomedical, optical, wireless networks, aerospace, and consumer products.</p>				
	<p>Text Book(s):</p> <p>T1: Tai-Ran Hsu, "MEMS and Microsystems: Design and Manufacture," McGraw-Hill, 1st edition, ISBN: 0072393912.</p> <p>T2: RF MEMS: Theory, Design, and Technology, Gabriel M. Rebeiz, John Wiley & Sons, 2003.</p>				
	<p>Reference(s):</p> <p>Reference Book(s):</p> <p>R1 RF MEMS & Their Applications by Vijay K. Varadan, K. J. Vinoy and K. A. Jose John Wiley & Sons, 2003</p> <p>R2 Introduction to Microelectromechanical Microwave Systems (2nd Edition) by Hector J. De Los Santos, Artech house.</p> <p>R3 Mems Mechanical Sensors Microelectromechanical system series Srephen Beeby/Artech House</p> <p>Online Resources (e-books, notes, ppts, video lectures etc.):</p> <p>1. NPTEL Video lectures on "MEMS and Microsystems" by Prof. Santiram Kal, IIT Kharagpur https://nptel.ac.in/courses/117/105/117105082/</p> <p>2. Video lectures on "Micro and Smart systems" by Prof. Sudip Misra", IISc Bangalore. https://nptel.ac.in/courses/112/108/112108092/</p> <p>3. Presidency University Library Link :- https://presiuniv.knimbus.com/user#/home</p> <p>e-learning materials –</p> <p>1. Liao, Meiyong. "Progress in semiconductor diamond photodetectors and MEMS sensors." <i>Functional Diamond</i> 1, no. 1 (2022): 29-46.</p> <p>2. Xu, Rui-Jia, and Yu-Sheng Lin. "Actively MEMS-based tunable metamaterials for advanced and emerging applications." <i>Electronics</i> 11, no. 2 (2022): 243.</p>				

	<p>3. Liu, Hua-Feng, Zhi-Cai Luo, Zhong-Kun Hu, Shan-Qing Yang, Liang-Cheng Tu, Ze-Bing Zhou, and Michael Kraft. "A review of high-performance MEMS sensors for resource exploration and geophysical applications." <i>Petroleum Science</i> (2022).</p> <p>4. Zhang, Shenghai, Shaohua Luo, Shaobo He, and Hassen M. Ouakad. "Analog circuit implementation and adaptive neural backstepping control of a network of four Duffing-type MEMS resonators with mechanical and electrostatic coupling." <i>Chaos, Solitons & Fractals</i> 162 (2022): 112534.</p>	
	<p>Topics relevant to "EMPLOYABILITY SKILLS": Micro sensing for MEMS, Numerical Simulation of MEMS, MEMS switch design considerations, MEMS Inductors and MEMS Capacitors - for developing Employability Skills through Participative Learning techniques. This is attained through assessment component mentioned in course handout.</p>	
Catalogue prepared by		<p>Dr. Puneeth S B</p> <p>Dr. Pritam Keshari Sahoo</p> <p>Dr. Ashutosh Anand</p>
Recommended by the Board of Studies on		12th BOS held on 10/08/2021
Date of Approval by the Academic Council		Meeting No. 16th , Dated 23/10/2021

Course Code: ECE3411	Course Title: Photonic Integrated Circuits	L- T-P- C	3	0	0	3
	Type of Course: Elective Theory.					
Version No.	2.0					
Course Pre-requisites	A background in silicon photonics, fiber optics, or semiconductors is recommended, but not required. Proficiency in linear algebra and calculus will enhance understanding of design concepts. The course emphasizes on How to model photonic devices, working, analysis and design of photonic devices and also to create compact models for them . Additionally, this course will create a foundation for future courses such as advanced photonics.					
Anti-requisites	NIL					
Course Description	Photonic integrated circuits has evolved into a key technology with transformative impact on a wide variety of applications, ranging from high-speed data transmission to further quantum optics and optical computing.					
Course Objective	The objective of the course is <u>SKILL DEVELOPMENT</u> of the student by using <u>PARTICIPATIVE LEARNING</u> techniques.					
Course Outcomes	On successful completion of this course the students shall be able to: 1: Apply advanced techniques and tools of sensing and computation to solve multi-disciplinary challenges in industry and society. 2: Strong cognizance in the area of high-speed data transmission. 3: To learn how to develop photonic devices. 4: Evaluate the gap between theoretical basics and high-impact applications by combining a lecture with a hands-on design.					
Course Content:						
Module 1	Introduction and review	Quiz		Memory Recall based Quizzes	8 sessions	
Topics: Optical communications: short-reach, long-haul, and data centers communications. Economic drivers towards photonic integration. Interaction of optical waves with dielectric and metal interfaces. Boundary conditions, total internal reflection. Review of silicon PN-and PN-junctions. Junction diode static and transient characteristics.						
Module 2	Fundamentals of Silicon photonics	Assignment/Quiz		Theory	7 sessions	
Topics: Symmetric dielectric waveguides. Asymmetric dielectric waveguides. Rectangular waveguides. Computational methods for integrated photonics, design and fabrication of silicon waveguide structures. Waveguide loss, scattering, absorption, radiation.						
Module 3	Photonic systems	Assignment	Memory Recall based Quizzes		7 sessions	
Introduction to photonic systems for short-reach and long-haul optical communications. Modulation formats, receiver and transmitter characteristics, optical link budget, BER and penalties. Introduction to data center optical networks. Optical switching. Optical switches.						
Module 4	Photonic Crystal Structures	Assignment	Comprehension based Quizzes and assignments		8 sessions	

Introduction to physics of 1D period structures Photonic crystal waveguides and bends Photonic crystal integrated circuits Waveguide couplers Add/Drop filters, Mach-Zehnders Delay lines.

Targeted Application & Tools that can be used:

Tools: N.A

Project work/Assignment:

1. Design a project based on analysis, design and testing of the silicon photonic circuits.

Text Book(s):

S.L. Chuang, Physics of Photonic Devices, second edition, Wiley, New York, 2009.

B. Saleh and M.C. Teich, Fundamentals of Photonics, 2nd ed., Wiley, 2007.

References

G.P. Agrawal, Fiber Optic Communication Systems, Wiley, ISBN 0470505117

R.G. Feller and U. Bapst. Wireless in-house communication via diffuse infrared radiation, SPIE Press

S. Hranilovic. Spectrally Efficient Signalling for Wireless Optical Intensity Channels. PhD thesis, Dept. of Elec. & Comp. Engineering, University of Toronto, 2003.

Online Resources & E-content (e-books, notes, ppts, video lectures etc.):

Digital Content :

1. NPTEL - https://onlinecourses.nptel.ac.in/noc21_mm26/preview
2. EDX - <https://www.edx.org/course/silicon-photonics-design-fabrication-and-data>
3. COURSERA - <https://www.coursera.org/specializations/optical-engineering>.

E – Learning materials:

4. <https://ieeexplore.ieee.org/stamp/stamp.jsp?tp=&arnumber=6833068&isnumber=6832912>
5. <https://ieeexplore.ieee.org/stamp/stamp.jsp?tp=&arnumber=6990118&isnumber=6988061>
6. Presidency University Library Link <https://presiuniv.knimbus.com/user#/home>

Research Papers

1. P. Qiao, G. Su, Y. Rao, C. J. Chang-Hasnain and S. L. Chuang, "Modeling of long-wavelength high contrast grating VCSELs and comparison with experiment," *CLEO: 2013*, 2013, pp. 1-2.
2. Guan-Lin Su, Pengfei Qiao, C. -Y. Lu, D. Bimberg and S. L. Chuang, "Low-threshold dielectric-cavity microlasers," *2014 Conference on Lasers and Electro-Optics (CLEO) - Laser Science to Photonic Applications*, 2014, pp. 1-2.
3. Weik, M.H. (2000). integrated fiber optic communications system. In: Computer Science and Communications Dictionary. Springer. https://doi.org/10.1007/1-4020-0613-6_9232
4. Weik, M.H. (2000). fiber optic communications system. In: Computer Science and Communications Dictionary. Springer. https://doi.org/10.1007/1-4020-0613-6_9221

Topics Relevant to development of "Foundation skills": Non linear Optics

Topics Relevant to development of "Employability": Development of Silicon photonics

Catalogue prepared by

Dr Balaji ka

Recommended by the Board of Studies on

15th BOS held on 28/07/2022

Date of Approval by the Academic Council

Meeting No. 18th , Dated 03/08/2022

Course Code: ECE3412	Course Title: Mixed Signal Circuit Design Type of Course: VLSI Basket Theory		L- T-P- C	3	0	0	3
Version No.		1.0					
Course Pre-requisites		Basic Concepts of Operational Amplifiers, the parameters of Op-Amps, open loop and closed loop configurations of Op-Amps, inverting and non-inverting Operational Amplifier and Applications of Op-Amp. Modelling and operation of MOSFET, biasing of MOSFET.					
Anti-requisites		NIL					
Course Description		The purpose of the course is to provide the exposure to students about the mixed signal circuits by integrating various analog and digital circuits. The course helps students to learn how to design and implement product level design blocks for various VLSI applications. The course is designed with considering the need of VLSI design industry. This course encourages students to choose career as Analog or Mixed circuit design Engineer.					
Course Objective		The objective of the course is to familiarize the learners with the concepts of Mixed Signal Circuit Design and attain EMPLOYABILITY SKILLS through PARTICPATIVE LEARNING.					
Course Outcomes		On successful completion of this course the students shall be able to: 1) Understand the concepts of MOS Operational Amplifiers. 2) Describe the concepts of Switched Capacitor Circuits and realize the concepts of PLL. 3) Memorize the modeling and architecture of data converters and Oversampling Converters. 4) Relate the concepts of Phase Locked Loop and Voltage Controlled Oscillator.					
Course Content:							
Module 1	Operational amplifiers and Comparators	Assignment / Quiz	Memory recall based Quiz	14 Sessions			
Topics: Operational amplifiers: Basic two stage MOS Operational amplifier–Characteristic parameters, two stage MOS Op-Amp with Cascode. MOS Folded Cascode Op-amp. Fully differential folded Cascode op-amp. Current feedback op-amps. Stability and frequency compensation of op-amps. Phase margin and noise in op-amps. Comparators: Op-Amp Based Comparators, Charge Injection Errors – Latched Comparators – CMOS and BiCMOS Comparators.							
Module 2	Switched capacitor circuits and PLL	Assignment / Quiz	Implementation using Simulation Tools	13 Sessions			
Topics: Switched capacitor circuits: Basic building blocks, basic operation and analysis, inverting and non-inverting integrators, signal flow diagrams, first order filter. Sample and hold circuits - Performance requirements, MOS sample and hold basics, clock feed through problems, S/H using transmission gates, high input impedance S/H circuits. Phase locked loops: Basic loop architecture. PLLS with charge pump phase comparators – dynamics of PLLS. Voltage controlled oscillators, characteristics of PLLS. Applications of PLLS.							
Module 3	Fundamentals and Classification of Convertors	Assignment / Application	Implementation using Simulation Tools	12 Sessions			
Topics:							

Data converter fundamentals: Performance characteristics, ideal D/A and A/D converters, quantization noise.
 Nyquist rate D/A converters: Decoder based converter, binary-scaled converters. Thermometer code converters.
 Nyquist rate A/D Converters: Integrated converters – successive approximation converters, cyclic A/D converters, Flash or parallel converters.
 Oversampling Converters: Noise shaping modulators, Decimating filters and Interpolating filters, Higher order modulators.

List of Laboratory Tasks: Nil

Targeted Application & Tools that can be used:

Targeted Application: VLSI Industries for IC Fabrication, Chip Designing, Digital Signal Processing, Digital Image Processing, Telecom Industries / Broadcasting Companies, Mobile Manufacturing Industry, Medical Applications.

Professionally Used Software: MATLAB / SIMULINK, LAB View, E-Multisim, P-Spice, CADENCE, INTEL Quartus Prime.

Textbook(s):

T1. Paul.R. Gray & Robert G. Major, Analysis and Design of Analog Integrated Circuits, John Wiley & sons, 5th Edition 2004.

T2. Design of Analog CMOS Integrated Circuits- Behzad Razavi, 2nd Edition.

T3. . R. Jacob Baker, "CMOS Mixed-Signal Circuit Design", Wiley Second Edition.

Reference(s):

1. Analog Integrated Circuit Design- David A. Johns, Ken Martin, Wiley Second Edition.

2. Rudy Van De Plassche, "CMOS Integrated Analog-to- Digital and Digital-To-Analog Converters", Kluwer Academic Publishers, Second Edition.

3. Richard Schreier, "Understanding Delta-Sigma Data converters", Wiley Second Edition.

Online Resources (e-books, notes, video lectures etc.):

1. Video lectures on CMOS Mixed Signal VLSI design by IIT Professors, Bombay
<https://www.youtube.com/playlist?list=PLD70psjvq5vtrb0EdII4xIKA15ec-Ij>

2. Video lectures on mixed signal design by Satish Kayshap
<http://www.satishkashyap.com/2012/08/video-lectures-on-mixed-signal.html>

3. Video and e-transcripts on CMOS Analog VLSI design
<https://nptel.ac.in/courses/117/101/117101105/>

4. Video and e-transcripts on CMOS Digital VLSI design
<https://nptel.ac.in/courses/108/107/108107129/>

Presidency University Library Link:

<https://presiuniv.knimbus.com/user#/home>

E-Content:

1. M. Chanda, S. Jain, S. De and C. K. Sarkar, "Implementation of Subthreshold Adiabatic Logic for Ultralow-Power Application," in IEEE Transactions on Very Large Scale Integration (VLSI) Systems, vol. 23, no. 12, pp. 2782-2790, Dec. 2015. <https://ieeexplore.ieee.org/document/7018053>

2. R. Raut and O. Ghasemi, "A power efficient wide band trans-impedance amplifier in sub-micron CMOS integrated circuit technology," 2008 Joint 6th International IEEE Northeast Workshop on Circuits and Systems and TAISA Conference, 2008, pp. 113-116, doi: 10.1109/NEWCAS.2008.4606334.

<https://ieeexplore.ieee.org/document/4606334>

3. Gopalaiah, S. V., A. P. Shivaprasad, and Sukanta K. Panigrahi. "Design of low voltage low power CMOS OP-AMPS with rail-to-rail input/output swing." In 17th International Conference on VLSI Design. Proceedings., pp. 57-61. IEEE, 2004.

<https://ieeexplore.ieee.org/document/1260903>.

4. R. Raut and O. Ghasemi, "A power efficient wide band trans-impedance amplifier in sub-micron CMOS integrated circuit technology," 2008 Joint 6th International IEEE Northeast Workshop on Circuits and Systems and TAISA Conference, 2008, pp. 113-116, doi:10.1109/NEWCAS.2008.4606334.

<https://ieeexplore.ieee.org/document/4606334>.

Topics relevant to "SKILL DEVELOPMENT": Phase locked loops, Nyquist rate D/A converters, Nyquist rate A/D Converters, Oversampling Converters - for Skill Development through Participative Learning techniques. This is attained through assessment component mentioned in course handout.

Catalogue prepared by	Mrs. R Anusha
Recommended by the Board of Studies on	12th BOS held on 10/08/2021
Date of Approval by the Academic Council	Meeting No. 16th , Dated 23/10/2021

Course Code: ECE3413	Course Title: Low Power VLSI Design Type of Course: Discipline Elective and theory only	L- T- P- C	3	0	0	3
Version No.	1.0					
Course Pre-requisites	Basic concepts of digital circuits like gates, flip-flops, registers, multiplexers, decoders. Fundamentals of Analog and Digital VLSI design					
Anti-requisites	NIL					
Course Description	The purpose of this course is to enable the students to understand the fundamentals of low power VLSI architectures and systems. The course insights into the various methods used to confront the low power issue VLSI system from circuit level to system level of abstraction. This course enhances student’s abilities to develop a low power design architecture and analysis of various parameters.					
Course Objective	The objective of the course is to familiarize the learners with the concepts of Low Power VLSI Design and attain EMPLOYABILITY SKILLS through PARTICPATIVE LEARNING.					
Course Outcomes	On successful completion of this course the students shall be able to: 1. Identify the sources of power dissipation in CMOS integrated circuits. 2. Illustrate different approaches of Low power design at circuit level. 3. Summarize issues in Low Power Design at circuit and logic levels. 4. Explain leakage sources and reduction techniques.					
Course Content:						
Module 1	Device & Technology Impact on Low Power	Assignment/Quiz	Designing and Analysis task	10 Sessions		
Topics: Introduction: Need for low power VLSI chips, Sources of power dissipation on Digital Integrated circuits. Emerging Low power approaches. Device & Technology Impact on Low Power: Dynamic dissipation in CMOS, Transistor sizing & gate oxide thickness, Impact of technology Scaling, Technology & Device innovation.						
Module 2	Power analysis	Assignment/Quiz	Simulation and analysis task	10 Sessions		
Topics: Simulation Power analysis: SPICE circuit simulators, gate level logic simulation, capacitive power estimation, static state power, gate level capacitance estimation, architecture level analysis, data correlation analysis in DSP systems, Monte Carlo simulation.						
Module 3	Low Power Design at circuit and logic level	Assignment/Quiz	Design Analysis	10 Sessions		
Topics: Low Power Design Circuit Level: Transistor and gate sizing, network restructuring and Reorganization. Special Flip Flops & Latches design, high capacitance nodes, low power digital cells library. Logic level: Gate reorganization, signal gating, logic encoding, state machine encoding, pre-computation logic.						
Module 4	Leakage Power minimization Approaches, Adiabatic switching, Memory Design	Assignment/Project	Data Analysis	10 Sessions		

<p>Topics: Low power Architecture & Systems: Power & performance management, switching activity reduction, parallel architecture with voltage reduction, flow graph transformation, low power arithmetic components.</p> <p>Low power Clock Distribution: Power dissipation in clock distribution, single driver Vs distributed buffers, Zero skew Vs tolerable skew, chip & package co design of clock network.</p> <p>Probabilistic power analysis: Random logic signals, probability & frequency, probabilistic power analysis techniques, signal entropy.</p>
<p>List of Laboratory Tasks: Nil</p>
<p>Targeted Application & Tools that can be used:</p> <p>Application Area is high-performance digital systems, such as microprocessors, digital signal processors (DSPs).</p> <p>Software: Xilinx-ISE; VIVADO; Cadence-Virtuoso.</p> <p>Open source tools: EDA Playground; LT-Spice; Microwind.</p>
<p>Textbook(s):</p> <p>1. Kaushik Roy, Sharat Prasad, "Low Power CMOS VLSI circuit design", John Wiley & Sons Inc., 2000. 1st Edition</p>
<p>References:</p> <p>Reference Book(s):</p> <ol style="list-style-type: none"> 1. G.K.Yeap, Farid N.Najm, "Low Power VLSI design and technology", World Scientific Publishing, 1996. (1st Edition) 2. Soudris, Dimitrios, Christian Pignet, Goutis, Costas, "Designing CMOS circuits for low power," Springer International, 2004. (1st Edition) 3. Ajit Pal, —Low-Power VLSI Circuits and Systemsll, Springer, 2015. (1st Edition) 4. A. P. Chandrakasan, R.W. Broderson, "Low Power Digital VLSI Design", IEEE Press, 1998. (1st Edition) 5. Gary K.Yeap, "Practical Low Power Digital VLSI Design", Kluwer Academic Press, 1998. (1st Edition) 6. Jan M. Rabaey, Massoud Pedram, "Low power Design methodologies", Kluwer Academic Press, 1996. (1st Edition) 7. Michael Keating, David Flynn "Low Power Methodology Manual for System-On-Chip Design" Springer Publication 2007. (1st Edition) <p>Online Resources (e-books, notes, pts, video lectures etc.):</p> <ol style="list-style-type: none"> 1. Lecture videos for Low Power VLSI Circuits & Systems by Prof. Ajit Pal, IIT Kharagpur – NPTEL https://nptel.ac.in/courses/106/105/106105034/ 2. PPT on Low Power VLSI Design, Link : https://nijwmwary.com/low-power-vlsi-circuits-systems/ 3. Presidency University Library Link :- https://presiuniv.knimbus.com/user#/home <p>E-content:</p> <ol style="list-style-type: none"> 1. Shanbhag, Naresh R. "Algorithms transformation techniques for low-power wireless VLSI systems design." <i>International Journal of Wireless Information Networks</i> 5, no. 2 (1998): 147-171. https://link.springer.com/article/10.1023/A:1018869519651 2. H. O. Elwan and A. M. Soliman, "Low-voltage low-power CMOS current conveyors," in <i>IEEE Transactions on Circuits and Systems I: Fundamental Theory and Applications</i>, vol. 44, no. 9, pp. 828-835, Sept. 1997, doi: 10.1109/81.622987. 3. C. Park, Y. A. Tavares, J. Lee, J. Wo and M. Lee, "5th-Order Continuous-Time Low-Pass Filter Achieving 56 MHz Bandwidth 30.5 dBm IIP3 With a Novel Low-Distortion Amplifier," in <i>IEEE Transactions on Circuits and Systems II: Express Briefs</i>, vol. 68, no. 6, pp. 1768-1772, June 2021, doi: 10.1109/TCSII.2020.3039247. 4. Carvajal, R., Torralba, A., Tombs, J. et al. Low Voltage Class AB Output Stage for CMOS Op-Amps Using Multiple Input Floating Gate Transistors. <i>Analog Integrated Circuits and Signal Processing</i>, springer, 36, 245–249 (2003). https://doi.org/10.1023/A:1024774506261

Topics relevant to “EMPLOYABILITY SKILLS”: Probability & frequency, probabilistic power analysis techniques - for developing Employability Skills through Participative Learning techniques. This is attained through assessment component mentioned in course handout.	
Catalogue prepared by	Ms. Akshaya M Ganorkar
Recommended by the Board of Studies on	12th BOS held on 10/08/2021
Date of Approval by the Academic Council	Meeting No. 16th , Dated 23/10/2021

Course Code: ECE3414		Course Title: CAD for VLSI Type of Course: Discipline Elective VLSI Basket Theory Only			L- T- P- C	3	0	0	3
Version No.		1.0							
Course Pre-requisites		Basic concepts of Digital Electronics, VLSI design flow, VLSI circuits implementation for complex digital and analog systems.							
Anti-requisites		NIL							
Course Description		The purpose of this course is to introduce the students, the fundamentals techniques and algorithms used in Computer-Aided Design tools. Modelling, analysis of digital VLSI systems, computer-aided design (CAD) algorithms for various design specifications will be covered. The course develops design skills and could enable students to apply algorithms related to physical design of VLSI circuits.							
Course Objective		The objective of the course is to familiarize the learners with the concepts of CAD for VLSI and attain EMPLOYABILITY SKILLS through PARTICPATIVE LEARNING.							
Course Outcomes		On successful completion of this course the students shall be able to: 1. Describe various graph algorithms. 2. Define computational complexity of different physical design algorithms. 3. Employ various algorithms for Partitioning, Placement and Floor planning. 4. Illustrate different types of routing algorithms.							
Course Content:									
Module 1		Design methodologies and CAD tools	Quiz		Memory Recall based Quizzes	10 classes			
	Topics: Design domains, design actions, design methods and technologies, VLSI Design automation tools, data structure for graph representation, Graph algorithms: depth first search, breadth first search, Dijkstra’s algorithm and prim’s algorithm.								
Module 2		Computational complexity and layout compaction	Assignment		Design Analysis	9 classes			
	Topics: Combinatorial optimization problems, decision problems, Complexity classes, NP completeness and NP hardness, symbolic layout, applications of compaction, informal problem formulation, maximum distance constraints, and algorithms for constraint graph compaction. A Longest-path Algorithm for DAGs, the Liao Wong Algorithm and the Bellman-Ford Algorithm.								
Module 3		Placement, Partitioning and Floorplanning	Assignment		Design Analysis	9 classes			

	<p>Topics: Wire length estimation, Types of placement problem, placement algorithms-constructive placement, iterative improvement, KL partitioning algorithm, floor planning concepts-terminology, representation and problems, shape functions and floor plan sizing.</p>				
Module 4	Routing and Logic Synthesis	Assignment		Programming and simulation	9 classes
	<p>Topics: Area routing, channel routing-models, vertical and horizontal constraint graphs, left edge algorithm, channel routing algorithms, introduction to combinational logic synthesis, Binary decision diagrams: ROBDD principles, implementation, construction and manipulation and two level logic synthesis. . Variable Ordering, Applications to Verification and Applications to Combinatorial Optimization. Testing: Fault Models, Simulation, Basic test generation.</p>				
	<p>Targeted Application & Tools that can be used: Application Areas are aspects of Computational Circuit Analysis, VLSI Circuit Analysis, Timing Verification and Optimization, Design and Layout Generation. Professionally Used Software: VHDL compiler and simulator, logic synthesis tools, and automatic place and route tools available with Vivado design suit.</p>				
	Project work/Assignment:				
	<p>Project Assignment:</p> <ol style="list-style-type: none"> 1. Develop a heuristic algorithm for finding a maximum bipartite subgraph in circle graphs. 2. Suggest modifications to the Kernighan-Lin algorithm to speed up the algorithm. 3. Design an efficient heuristic algorithm based on maze routing to simultaneously route two 2-terminal nets on a grid graph. Compare the routing produced by this algorithm with that produced by Lee's maze router by routing one net at a time. 4. Implement the approximation algorithm for finding a k-independent set in circle graphs. Experimentally evaluate the performance of the algorithm by implementing an exponential time complexity algorithm for finding a k-independent set. <p>Book/Article review: At the end of each module a book reference or an article topic will be given to an individual or a group of students. They need to refer the library resources and write a report on their understanding about the assigned article in appropriate format. Presidency University Library Link .</p> <p>Presentation: There will be a group presentation, where the students will be given a topic. They will have to explain/demonstrate the working and discuss the applications for the same.</p>				
	<p>Text Book(s):</p> <ol style="list-style-type: none"> 1. S.H. Gerez, "Algorithms for VLSI Design Automation", John Wiley & Sons, 2002. 2. M. L. Bushnell and V. D. Agrawal, "Essentials of Electronic Testing for Digital, Memory and Mixed- Signal VLSI circuits", Kluwer, 2001. 				
	<p>Reference(s):</p> <ol style="list-style-type: none"> 1. Stephen Trimberger, "Introduction to CAD for VLSI", Kluwer Academic publisher, 2002. 2. Naveed Shervani, "Algorithms for VLSI physical design Automation", Kluwer Academic Publisher, 2nd edition. 3. G. Hachtel and F. Somenzi, "Logic Synthesis and Verification Algorithms", Kluwer, 1998. 3. N.A. Sherwani, "Algorithms for VLSI Physical Design Automation", Kluwer Academic Publishers; 3rd ed., 1999. <p>Online and Web resource (s):</p>				

	<ol style="list-style-type: none"> 1. https://nptel.ac.in/courses/106/106/106106088/ 2. https://cse.ucsd.edu/faculty-research/vlsicad-computer-aided-design 3. http://www.facweb.iitkgp.ac.in/~isg/CAD/ 4. https://www.youtube.com/watch?v=hJTK5nj1iq8 5. https://www.youtube.com/watch?v=WLdbujc-aH4 6. https://www.youtube.com/watch?v=zKFRfmySFOw <p>E-Content:</p> <ol style="list-style-type: none"> 1. H. Martin Bucker and Christian Sohr Bucker "Reformulating a Breadth-First Search Algorithm on an Undirected Graph in the Language of Linear Algebra" in IEEE 2014 International Conference on Mathematics and Computers in Sciences and in Industry, 33–35. doi:10.1109/MCSI.2014.40 https://ieeexplore.ieee.org/abstract/document/7046157 2. Farnaz Towhidi, Arash Habibi Lashkari "Binary Decision Diagram (BDD)" in IEEE 2009 International conference on future computer and communication, 03-05 April 2009, doi:10.1109/ICFCC.2009.31 https://ieeexplore.ieee.org/abstract/document/5189833. 3. Archana K Rajan, Deepika Bhaiya "VLSI partitioning using parallel kernighan lin algorithm" in IEEE 2017 International Conference on Communication and Signal Processing (ICCSP)-CHENNAI, India (2017.4.6-2017.4.8)doi:10.1109/ICCSP.2017.8286727 https://ieeexplore.ieee.org/abstract/document/8286727. 4. Groeneveld R "Physical design challenges for billion transistor chips" in IEEE International Conference on Computer Design-Freiberg, Germany(16-18 Sept. 2002), 78–83. doi:10.1109/ICCD.2002.1106751. https://ieeexplore.ieee.org/abstract/document/1106751. 	
	<p>Topics relevant to "EMPLOYABILITY SKILLS": Graph algorithms, algorithms for constraint graph compaction floor planning concept, Binary decision diagrams - for developing Employability Skills through Participative Learning techniques. This is attained through assessment component mentioned in course handout.</p>	
Catalogue prepared by		Ms. R Anusha
Recommended by the Board of Studies on		12th BOS held on 10/08/2021
Date of Approval by the Academic Council		Meeting No. 16th , Dated 23/10/2021

Course Code: ECE3415	Course Title: Design for Testability Type of Course: Discipline Elective and theory only		L- T-P- C	3	0	0	3
Version No.		1.0					
Course Pre-requisites		Basic concepts of Digital Logic Circuits using gates, flip-flops, registers, multiplexers, decoders etc. Basic electronic Circuits and Mathematics and Fundamentals of VLSI Design-based systems.					
Anti-requisites		NIL					
Course Description		This course provides an in-depth theory of fault analysis, test generation, and design for testability for digital VLSI circuits and systems. Design and manufacturing defect models are introduced along with test generation and fault simulation algorithms targeting the different fault models. Both combinational and sequential logic testing are covered, and different synthesis for testability schemes such as BIST (Built-In-Self-Test), scan path design, and Core based testing are introduced. The course also demonstrates the test compression and compaction schemes such as code-based schemes, linear decompression based schemes and test response compaction.					
Course Objective		The objective of the course is to familiarize the learners with the concepts of Design for Testability and attain EMPLOYABILITY SKILLS through PARTICIPATIVE LEARNING.					
Course Outcomes		On successful completion of this course the students shall be able to: 1) Interpret the concepts of testing which can help to design a better yield in IC design. 2) Discuss the generation of test patterns. 3) Analyze the various test generation methods 4) Summarize the BIST techniques for improving testability.					
Course Content:							
Module 1	Introduction to DFT and Fundamentals of DFT	Assignment/Quizzes	Memory Recall based Quizzes				10 Sessions
	Topics: Fundamentals of fault analysis, test generation, and design for testability for digital VLSI circuits and systems. ASIC Flow, DFT Basics, Chip Fabrication Process, ATE Basics.						
Module 2	Scan Insertion and compression	Assignment	Simulation and analysis task				10 Sessions
	Topics: Scan Design Basics, Scan Golden Rules, Scan DRC Checks, Scan Insertion, Generate test protocol and understanding, Lock-Up Latches, Basics for Compression, Compression Techniques, On-Chip-Clocking, , hierarchical and boundary scan.						
Module 3	Introduction to ATPG	Assignment/Quizzes	Design Analysis				10 Sessions
	Topics:						

	Automatic Test Pattern Generation (ATPG) in DFT, ATPG classification, Combinational ATPG (e.g. D, PODEM, FAN), Sequential ATPG, ATPG STAGES, Fault models, Fault classes, Pattern generation and simulation, simulations and debugging, Diagnosis flow and fault simulation.				
Module 4	BIST Architecture, Memory BIST, Logic BIST	Assignment/Project	Data Analysis		10 Sessions
	BIST Design Rules, Test Pattern Generation ,Exhaustive Testing ,Pseudo-Random Testing, - Exhaustive Testing ,Delay Fault Testing,				
	Targeted Application & Tools that can be used: Application Area – Hardware design Engineer, DFT engineer, VLSI design Engineer. Professionally Used Software: Cadence-Modus, Tessent				
	Textbook(s): 1. Laung-Terng Wang, Cheng-Wen Wu, and Xiaoqing Wen, "VLSI Test Principles and Architectures" The Morgan Kaufmann, 2013				
	References: Reference Book(s): <ol style="list-style-type: none"> 1. Z.Navabi, "Digital System Test and Testable Design", Springer, 2011. 2. Laung-Terng Wang, Charles E. Stroud, Nur A. Toubia, System-on-Chip Test Architectures: Nanometer Design for Testability, Morgan Kaufmann, First Edition, 2010. 3. Huertas JL, (editor), "Test and design-for-testability in mixed-signal integrated circuits", The Netherlands: Kluwer Academic; 2004. Online Resources (e-books, notes, ppts, video lectures etc.): <ol style="list-style-type: none"> 4. Lecture videos for design for testability: https://onlinecourses.nptel.ac.in/noc20_ee76 5. PPT on Design for Testability, Link : https://eeecs.ceas.uc.edu/~jonewb/DFTnew.pdf 6. https://www.youtube.com/watch?v=MgCFUO2BrkQ 7. https://www.youtube.com/watch?v=MEaMm423t0w&list=PLZjIBaHNchvOFBWBAtAP9exwQgYpKqsO4 8. https://www.geeksforgeeks.org/design-for-testability-dft-in-software-testing/ 9. https://web.stanford.edu/class/archive/ee/ee371/ee371.1066/lectures/lect_14.2up.pdf 10. Presidency University Library Link :- https://presiuniv.knimbus.com/user#/home E-Content <ol style="list-style-type: none"> 1. Bukovjan, Peter, Meryem Marzouki, and Walid Maroufi. "Design for testability reuse in synthesis for testability." <i>Proceedings. XII Symposium on Integrated Circuits and Systems Design (Cat. No. PR00387)</i>. IEEE, 1999. 2. Williams, Thomas W. "Design for Testability: The Path to Deep Submicron." <i>14th Asian Test Symposium (ATS'05)</i>. IEEE, 2005. 3. Williams, Thomas W. "Design for testability: today and in the future." <i>VLSI Design, International Conference on</i>. IEEE Computer Society, 1997. 4. Williams, Thomas W., and Kenneth P. Parker. "Design for testability—A survey." <i>Proceedings of the IEEE</i> 71.1 (1983): 98-112. 5. Ghosh, Indradeep, Niraj K. Jha, and Sujit Dey. "A low overhead design for testability and test generation technique for core-based systems-on-a-chip." <i>IEEE Transactions on Computer-Aided Design of Integrated Circuits and Systems</i> 18.11 (1999): 1661-1676. 				

	Topics relevant to "EMPLOYABILITY SKILLS": Chip Fabrication Process, Compression Techniques, BIST Design Rules, Test Pattern Generation -for developing Employability Skills through Participative Learning techniques. This is attained through assessment component mentioned in course handout.	
Catalogue prepared by		Ms Akshaya M Ganorkar
Recommended by the Board of Studies on		15th BOS held on 28/07/2022
Date of Approval by the Academic Council		Meeting No. 18th, Dated 03/08/2022

Embedded Systems Basket

Course Code: ECE4xxx	Course Title: Software for Embedded System Type of Course: Theory only	L-T-P-C	3	0	0	3
Version No.	1.0					
Course Pre-requisites	Before attempting this course the student should have prior knowledge of Digital Logic and Operators, some understanding of Microprocessors and/or Microcontrollers, Assembly Language Programming of any Microprocessors and/or Microcontrollers, Prior C Programming knowledge (would be an added advantage but not compulsory).					
Anti-requisites	NIL					
Course Description	<p>This course focuses on the development of software for real-world embedded systems. Students will be exposed to various techniques for writing efficient codes for embedded products.</p> <p>The course will begin by giving an overview of controlling hardware systems using C programming language. In the next level use of Integrated Development Environment (IDE) tools will be undertaken for building and managing efficient programs and design. Installation of software tools as well as virtual machines, controlling of hardware kits etc. will be the key elements. To augment the learning process for independent software development students will be trained in compilation and make process by using various open-source compilers and tools such as GNU toolchain GNU, Git version control, Linux, Virtual Machines etc. Additionally, concepts like memory management; device driver development, compilers and debuggers, timers and interrupt systems, interfacing of devices, communications and networking in embedded systems will make students ready for industry.</p>					
Course Objective	The objective of the course is to familiarize the learners with the software for embedded systems and attain <u>SKILL DEVELOPMENT</u> through <u>PARTICIPATIVE LEARNING</u>					
Course Outcomes	<p>On successful completion of this course the students shall be able to:</p> <ol style="list-style-type: none"> 1. Summarize the concepts to develop software for real time embedded systems. 2. Write efficient programs with IDE tools for embedded systems. 3. Demonstrate various programming steps using open-source compilers and tools for embedded software development. 4. Explain various concepts of memory management, device drivers, and timers and interrupt systems, interfacing of devices, communications and networking in embedded systems. 					
Course Content:						

Module 1	Introduction to Embedded Systems Software Development	Quiz	Memory Recall based Quizzes	7 session
<p>Topics:</p> <p>Review of Embedded Systems and Application Areas, Fundamentals of Software Engineering and Development Processes, Embedded Software - Safety, Security and Quality, Introduction to Embedded Software Modelling, Context Diagrams, State Charts / Finite State Machines (FSMs),.</p>				
Module 2	C-Programming for Embedded Systems	Assignment / Quiz	Programming	8 session
<p>Topics:</p> <p>Review of modeling languages for Embedded Software development, C-Programming Review, Programming ARM Controllers using C – Conditional Statements, Loop Statements, debugging, single stepping, breakpoints, pointers and data structures, variables, numbers and parameter passing.</p>				
Module 3	Memory Management and Device Driver Concepts	Assignment	Analysis and Verification	17 session
<p>Topics:</p> <p>Introduction to Memory Organization, Memory Architectures, Memory Segments, Data Memory, Special Keywords (Const, Extern & Static), The Stack, The Heap, Code Memory, Practice on Memory Manipulation Software, Incorporate Memory Manipulation Software into the build system and Evaluation of some Test Functions. Linux - Scripting and Configuration, Kernel Building, Building Libraries and Utilities, Generic Device Driver Development Concepts, Linux Device Drivers.</p>				
<p>Project Work/Assignment:</p> <p>1. Case Studies: At the end of the course students will be given 'real-world' application-based circuits like traffic light controller, LCD display, DC motor etc. as a case study. Students will be submitting a report which will include Circuit Diagrams, Design, Working Mechanism and Results etc. in appropriate format.</p> <p>2. Book/Article review: At the end of each module a book reference or an article topic will be given to an individual or a group of students. They need to refer to the library resources and write a report on their understanding about the assigned article in an appropriate format. Presidency University Library Link.</p> <p>3. Presentation: There will be a group presentation, where the students will be given a topic. They will have to explain/demonstrate the working and discuss the applications for the same.</p> <p>4. Project Assignment:</p> <p>Assignment 1:</p> <p>Recently there have been lot of controversies over use of Electronic Voting Machine (EVM) Systems in elections. You have been asked to design an "EVM System" to be used in elections. The system will have additional facility to webcast the voting process live to a central station using Wi-Fi/3G/4G connection by using a high-resolution camera and/or tablet (as of now avoid VVPAT facility). Draw a FSM diagram considering various states, inputs and Outputs.</p> <p>Assignment 2:</p> <p>Consider the figure shown below showing the layout of an Embedded System to be designed using the TM4C123x/129x microcontroller. Write a device driver for the individual modules shown such</p>				

as for stepper motor control, dc motor control, timer and sensing inputs both digital as well as analog.

Text Book(s):

1. Joseph Yiu, "The Definitive Guide to ARM® Cortex®-M3 and Cortex®-M4 Processors," 3rd Edition, Newnes.

Reference(s):

Reference Book(s):

1. Michael Barr and Anthony Massa, "Programming Embedded Systems with C and GNU Development Tools," O'Reilly.
2. Haring D.D. et al., "Embedded Software Development With C," Springer.
3. Jane W S Liu, "Real – Time Systems", Prentice Hall, 2000.
4. Class Notes (CN).

Online Resources (e-books, notes, ppts, video lectures etc.):

1. Video lectures on "Embedded System using Arm" by Prof. Dr.Indranil Sen Gupta, IIT KGP [Lecture 01: Introduction to Embedded Systems - YouTube](#)
2. Lecture series on Embedded Systems by Dr.Santanu Chaudhury,Dept. of Electrical Engineering, IIT Delhi . For more details on NPTEL visit <http://nptel.ac.in>

E-content:

1. Camposano, R., & Wilberg, J. (1996). Embedded system design. *Design Automation for Embedded Systems*, 1(1), 5-50. [Embedded system design | SpringerLink](#)
2. Ryu, S., & Kim, S. C. (2020). Embedded identification of surface based on multirate sensor fusion with deep neural network. *IEEE embedded systems letters*, 13(2), 49-52. [Embedded Identification of Surface Based on Multirate Sensor Fusion With Deep Neural Network | IEEE Journals & Magazine | IEEE Xplore](#)

Topics relevant to "SKILL DEVELOPMENT": Introduction to Embedded Systems, C-Programming for Embedded Systems. Memory management concepts for C programming for Skill Development through Participative Learning techniques. This is attained through assessment component mentioned in course handout.

Catalogue prepared by

Mrs. Aruna Dore

Recommended by the Board of Studies on

15th BOS held on 28/07/2022

Date of Approval by the Academic Council

Meeting No. 18th , Dated 03/08/2022

Course Code: ECE3416		Course Title: REAL TIME SYSTEMS Type of Course: Discipline Elective VLSI and Embedded Systems Basket Theory			L- T-P- C	3	0	0	3
Version No.		1.0							
Course Pre-requisites		Microcontroller Applications, Proficiency with ANSI-C and C++ is required. Familiarity with Microcontroller-Based systems along with relevant open source tools.							
Anti-requisites		NIL							
Course Description		The course provides insights into theory, algorithms, protocol concepts, mechanisms and implementation of real-time computer systems. The course deals with the design and applications of all real time aspects of various system components, like OS, memory, communication and an introduction to reliability evaluation methods. The course emphasizes on the basic concepts of real-time programming and also lays a foundation for development of small projects addressing the critical aspects of a modern software development life cycle.							
Course objective		The objective of the course is to familiarize the learners with the concepts of Real Time Systems and attain EMPLOYABILITY SKILLS through PARTICPATIVE LEARNING.							
Course Outcomes		On successful completion of this course the students shall be able to: (1) Describe Real time systems. (2) Understand the concepts of computer control, operating system and computer hardware (3) Discuss the components of Operating Systems. (4)Apply suitable methodologies to design and develop Real-Time Systems.							
Course Content:									
Module 1		Introduction to Real-Time Systems & Concepts of Computer Control	Assignment/Quiz		Memory Recall based Quizzes	06 classes			
	Topics: Elements of a Computer Control System, RTS- Definition, Classification of Real-time Systems, Issues in Real Time Computing, Examples of real-time applications, Time Constraints, Classification of Programs. Concepts of Computer Control: Sequence Control, Loop Control, Supervisory Control, Centralized Computer Control.								
Module 2		Languages for Real-Time Applications	Assignment / Quiz		Programming task	10 classes			

	<p>Topics:</p> <p>General Purpose Computer, Single Chip Microcomputers and Microcontrollers, Specialized Processors, Process-Related Interfaces, Data Transfer Techniques, Standard Interface. Syntax Layout and Readability, Declaration and Initialization of Variables and Constants, Compilation of Modular Programs, Data types, Control Structures, Co-routines, Interrupts and Device Handling, Real-time Support, Overview of Real-Time Languages.</p>				
Module 3	Operating Systems Concepts	Assignment/Quiz		System Design Task and Analysis	10 classes
	<p>Topics:</p> <p>Operating systems and hardware support for real-time applications. Posix real-time extensions; features of well-known real-time operating systems; Real-Time Multi-Tasking OS, Scheduling Strategies, Task Management, Scheduler and Real-Time Clock Interrupt Handler, Task Co-Operation and Communication</p>				
Module 4	RTS Development Methodologies & Intertask Communication	Assignment/Quiz		System Design Task and Analysis	10 classes
	<p>Topics:</p> <p>Foreground/Background System. Yourdon Methodology, Ward and Mellor Method, Hatley and Pirbhai Method, Buffering data – Time relative Buffering- Ring Buffers – Mailboxes – Queues – Critical regions – Semaphores – other Synchronization mechanisms – deadlock – priority inversion – process stack management – run time ring buffer .</p>				
	List of Laboratory Tasks: Nil				
	<p>Targeted Application & Tools that can be used:</p> <p>The students will be able to find a career in various domains such as Embedded systems, Smart Home automation and security, Power Generation and Robotics, Automotives.</p> <p>Professionally Used Software: CODE COMPOSER STUDIO, MATLAB</p>				
	<p>Text Book(s):</p> <ol style="list-style-type: none"> 1. Stuart Bennet, "Real-Time Computer Control", 2nd Edn. Pearson Education. 2. "Real time Systems" by I.A.Dhotre Technical publications, 1st Edition. 				
	<p>Reference(s)</p> <ol style="list-style-type: none"> 1: C.M. Krishna, Kang G. Shin, "Real -Time Systems", McGraw -Hill International Editions. 2: Phillip. A. Laplante, "Real-Time Systems Design and Analysis", second edition, PHI. 3: Raj Kamal, "Embedded Systems", Tata McGraw Hill, India, third edition <p>Online and Web resource (s):</p> <ol style="list-style-type: none"> 1. NPTEL: https://onlinecourses.nptel.ac.in/noc21_cs98/preview 2. Udemy: https://www.udemy.com/course/real-time-systems 3. https://www.notesforgeeks.in/2021/08/ec8791-embedded-and-real-time-systems-syllabus-2017-regulation.html 4. https://nielit.gov.in/chennai/sites/default/files/Chennai/ED500-Syllabus.pdf 5. https://www.rejinpaul.com/2021/06/ec8791-embedded-and-real-time-systems.html 6. https://www.cse.iitb.ac.in/~krithi/courses/684/ts-Sep-2004.pdf 7. Presidency University Library Link :- https://presiuniv.knimbus.com/user#/home 				
	E-Content:				

	<ol style="list-style-type: none"> 1. Control and Communication Challenges in Networked Real-Time Systems by J. Baillieul and P. J. Antsaklis, "Control and Communication Challenges in Networked Real-Time Systems," in <i>Proceedings of the IEEE</i>, vol. 95, no. 1, pp. 9-28, Jan. 2007, doi:10.1109/JPROC.2006.887290 https://ieeexplore.ieee.org/document/4118454 2. Controller Area Network (CAN) schedulability analysis: Refuted, revisited and revised Davis, R.I., Burns, A., Bril, R.J. al. Controller Area Network (CAN) schedulability analysis: Refuted, revisited and revised. <i>Real-time Syst</i> 35, 239–272 (2007). https://doi.org/10.1007/s11241-007-9012-7 https://link.springer.com/article/10.1007/s11241-007-9012-7 3. Weakly hard real-time systems G. Bernat, A. Burns and A. Liamsi, "Weakly hard real-time systems," in <i>IEEE Transactions on Computers</i>, vol. 50, no. 4, pp. 308-321, April 2001, doi: 10.1109/12.919277 https://ieeexplore.ieee.org/document/919277 4. Scheduling real-time applications in an open environment Deng and J. W. . -S. Liu, "Scheduling real-time applications in an open environment," <i>Proceedings Real-Time Systems Symposium</i>, 1997, pp. 308-319, doi: 10.1109/REAL.1997.641292. https://ieeexplore.ieee.org/document/641292 5. Design and Operation of ETA, an Automated Ellipsometer P. S. Hauge and F. H. Dill, "Design and Operation of ETA, an Automated Ellipsometer," in <i>IBM Journal of Research and Development</i>, vol. 17, no. 6, pp. 472-489, Nov. 1973, doi:10.1147/rd.176.0472. https://ieeexplore.ieee.org/document/5391322
	<p>Topics relevant to "EMPLOYABILITY SKILLS": Data Transfer Techniques, Compilation of Modular Programs, Operating systems and hardware support for real-time applications, Priority Structures and Task Management - for developing Employability Skills through Participative Learning techniques. This is attained through assessment component mentioned in course handout.</p>
Catalogue prepared by	Mrs. ANNAPURNA.H.S
Recommended by the Board of Studies on	12th BOS held on 10/08/2021
Date of Approval by the Academic Council	Meeting No. 16th , Dated 23/10/2021

Course Code: ECE3417	Course Title: DSP Processors Type of Course: Discipline Elective- Signal Processing Basket	L-T-P-C	3	0	0	3
Version No.	1.0					
Course Pre-requisites	Basic concepts of simple high school math on trigonometry, complex numbers, signals and systems, Digital signal Processing algorithm computations, and a little familiarity with programming especially numerical computation.					
Anti-requisites	NIL					
Course Description	This course provides insights into the fundamentals of DSP processors. The course imparts the knowledge of basic DSP concepts and number systems to be used, different types of conversion errors. The course emphasizes the architectural differences between DSP and General purpose processor.					
Course Objective	The objective of the course is to familiarize the learners with the concepts of DSP Processors to improve the learners' <u>Employability Skills</u> by <u>Participative Learning</u> .					
Course Outcomes	On successful completion of this course the students shall be able to: 1. Understand the basics of Digital Signal Processing and transforms. 2. Able to distinguish between the architectural features of General purpose processors and DSP processors. 3. Understand the architectures of TMS320C54xx devices and Acquire knowledge about various addressing modes 4. Discuss about various memory and parallel I/O interfaces					
Course Content:						
Module 1	Introduction To Digital Signal Processing	Quiz	Memory Recall based Quizzes		12 session	
Introduction to Digital Signal Processing: Introduction, A Digital signal-processing system, The sampling process, Discrete time sequences. Review of Discrete Fourier Transform (DFT) and Fast Fourier Transform (FFT), linear time-invariant systems, Digital filters, Decimation and interpolation. Computational Accuracy in DSP Implementations: Number formats for signals and coefficients in DSP systems, Dynamic Range and Precision, Sources of error in DSP implementations, A/D Conversion errors, DSP Computational errors, D/A Conversion Errors						
Module 2	Architectures for Programmable DSP Devices and Pipelining	Assignment / Quiz	Programming and Simulation task		12 session	
Topics: Commercial Digital signal-processing Devices, Data Addressing modes of TMS320C54XX DSPs, Memory space, Program Control, instructions and Programming, On-Chip Peripherals, Interrupts, Pipeline Operation.						
Module 3	Implementations of Basic DSP Algorithms	Assignment	Analysis and Verification		10 session	

The Q-notation, FIR Filters, IIR Filters, Interpolation Filters, Decimation Filters, PID Controller, Adaptive Filters, 2-D Signal Processing, An FFT Algorithm for DFT Computation, A Butterfly Computation, Overflow and scaling, Bit-Reversed index generation, An 8-Point FFT implementation on the TMS320C54XX				
Module 4	Interfacing Memory And I/O Peripherals	Assignment	Analysis and Verification	10 session
<p>Topics: Memory space organization, external bus interfacing signals, memory interface, parallel I/O interface, programmed I/O, interrupts and I/O, direct memory access (DMA).</p>				
<p>Targeted Application & Tools that can be used: Code Composer studio with C / C++ compiler for TI C6xxx DSPs, can be used for implement DSP algorithms.</p>				
<p>Text Book(s):</p> <ol style="list-style-type: none"> 5. Avtar Singh and S. Srinivasan, Digital Signal Processing Thomson Publications, 1st Edition, 2004 6. .B. Ventakaramani, M. Bhaskar, Digital Signal Processors Architecture Programming and Applications, Tata 				
<p>Reference(s): Reference Book(s):</p> <ol style="list-style-type: none"> 1. Jonatham Stein, Digital Signal Processing, John Wiley, 1st Edition, 2000. 2. Sen M. Kuo & WoonSergGan, 2. Digital Signal Processors Architectures, Implementation and Application, Pearson Practice Hall, 1st Edition, 2013 3. Digital Signal Processing –Principles, Algorithms Applications by J.G. Proakis & D.G. Manolokis, PHI, 2005 <p>Online Resources (e-books, notes, ppts, video lectures etc.):</p> <ol style="list-style-type: none"> 6. Lecture series on Embedded Systems by Dr.Santanu Chaudhury, Dept. of Electrical Engineering, IIT Delhi http://nptel.iitm.ac.in 2. TMS320C54XX data sheet, product information and support https://www.ti.com/ 3. Presidency University Library Link :- https://presiuniv.knimbus.com/user#/home <p>E-content:</p> <ol style="list-style-type: none"> 11. Gustavo Ruiz, Juan A. Michell, Design and Architectures for Digital Signal Processing. 2013, https://www.intechopen.com/books/3158 12. "Quad DSP board gives processor-hungry applications a performance boost", Aircraft Engineering and Aerospace Technology, Vol. 71 No. 5. https://doi.org/10.1108/aeat.1999.12771ead.002 https://www.emerald.com/insight/content/doi/10.1108/aeat.1999.12771ead.002/full/html 				
Topics relevant to "EMPLOYABILITY SKILLS": Commercial Digital signal-processing Devices, Data Addressing modes of TMS320C54XX DSPs, for developing Employability Skills through Participative Learning techniques. This is attained through assessment component mentioned in course handout.				
Catalogue prepared by	Mrs. KEHKESHAN JALALL S			
Recommended by the	12th BOS held on 10/08/2021			

Board of Studies on	
Date of Approval by the Academic Council	Meeting No. 16th , Dated 23/10/2021

Course Code: ECE3418	Course Title: FPGA Design for Embedded Systems Type of Course: Discipline Elective & Theory only			L- T-P- C	3	0	0	3
Version No.		1.0						
Course Pre-requisites		Basics of Digital logic and Digital design						
Anti-requisites		NIL						
Course Description		The purpose of this course is to enable the students to understand the basics of FPGA. This course aims to build knowledge on understanding programmable architectures and configuring them for different applications. The course also help student learn about the Verilog programming structures and modelling types which can be used for digital system design and help in building of an over-all concept for an application which can be tested on FPGA interfaced with various other hardware's.						
Course Objective		This course is designed to improve the learners' <u>EMPLOYABILITY SKILLS</u> by using <u>EXPERIENTIAL LEARNING</u> techniques using FPGA Board						
Course Outcomes		On successful completion of this course the students shall be able to: 1. Understand the basic concepts of FPGA. 2. Apply embedded system concepts with appropriate FPGA based on applications 3. Write Verilog code for combinational and sequential logics CO4: Students can design a communication module using Verilog. 4. Design a motor control module using Verilog						
Course Content:								
Module 1	FPGA Architecture And Overview	Quiz		Memory Recall based Quizzes	9 Sessions			
Topics: Embedded system design flow - Robot Control System - Digital Design Platforms - Microprocessor based Design - Single-chip Computer/Microcontroller-based Design - Application Specific Standard Products (ASSPs) - Design Using FPGA - robotic rover application - FPGA Devices - FPGA and CPLD – Architecture of a SPARTAN-3ETM FPGA - Floor Plan and Routing - Timing Model for a FPGA - FPGA Power Usage.								
Module 2	Embedded System Design	Assignment		Theoretical Understanding	10 Sessions			
Topics:								

FPGA-based Embedded Processor - Design Re-use Using On-chip Bus Interface - Creating a Customized Microcontroller - Robot Axis Position Control - FPGA-based Signal Interfacing and Conditioning – Motor Control Using FPGA- Case Studies for Motor Control -Prototype Using FPGA- FPGA Design Test Methodology					
Module 3	Verilog Constructs	Assignment		Theoretical Understanding	10 Sessions
<p>Topics:</p> <p>VLSI Design flow- behavioral style, the dataflow style, and structural style - Data types - Constants - Assignment Statement - Operators - Conditional Expressions - Statement types - Vector operations – Bit selects - Functions - Gate level modeling.</p>					
Module 4	Verilog Modeling Building FPGA projects	Assignment		Programming assignment	13 Sessions
<p>Topics:</p> <p>Design and test a Binary Coded Decimal Adder, Design and test a PWM Circuit, with verification by simulation. Design and test an ADC circuit, using Quartus Prime built-in tools to verify your circuit design. Enhance and test a working design, using most aspects of the Quartus Prime Design Flow and the NIOS II Software Build Tools (SBT) for Eclipse.</p>					
List of Laboratory Tasks: Nil					
<p>Targeted Application & Tools that can be used:</p> <p>Application Area – Video imaging, Automotive computing, Aerospace applications. Signal processing, Medical devices</p> <p>Professionally Used Software: PyCharm,Qt Creator,MATLAB,Eclipse,WebStorm</p>					
Project work/Assignment:					
<p>1. Article review: At the end of course an article topic will be given to an individual or a group of students. They need to refer the library resources and write a report on their understanding about the assigned article in appropriate format. Presidency University Library Link .</p> <p>2.Presentation: There will be a group presentation, where the students will be given a topic. They will have to explain/demonstrate the working and discuss the applications for the same.</p> <p>3. Project Assignment- Implement various digital circuits in Verilog and verify the same on FPGA board., Write a report on the research article given., Explore the robotic application of embedded system with a research article and verify the coding done in the same.</p>					
<p>Text Book</p> <p>2. Rahul Dubey, "Introduction to Embedded System Design Using Field Programmable Gate Arrays" Springer-Verlag London Limited, 2009</p> <p>3. John F. Wakerly, "Digital Design Principles and Practices", Pearson Education, Asia, III Edition, 2003.</p>					
<p>References</p> <p>5. Blaine Readler, "Verilog by Example: A Concise Introduction for FPGA Design", Full Arc Press,2011.</p> <p>6. J. Bhasker, "A Verilog HDL Primer, Third Edition Hardcover", Star Galaxy Publishing; 3rd edition, 2005.</p> <p>J.Bhasker, "Verilog HDL Synthesis, A Practical Primer", Star Galaxy Publishing; 3rd edition,1998.</p> <p>Online Resources (e-books, notes, ppts, video lectures etc):</p>					

<p>1.NPTEL - https://onlinecourses.nptel.ac.in/noc22_cs46/preview 2.Udemy - https://www.udemy.com/course/fpga-embedded-design-verilog/ 3.Coursera - https://www.coursera.org/learn/intro-fpga-design-embedded-systems 4.Online Notes -https://ieeexplore.ieee.org/document/6186912 5.Online Notes - https://ieeexplore.ieee.org/document/6472742</p> <p>E-content :</p> <p>4. Carlos Leopoldo Carreón-Díaz De León ;Sergio Vergara-Limón; ,“Parameter Identification of a Robot Arm Manipulator Based on a Convolutional Neural Network” , IEEE Access (Volume: 10) 2022 , https://ieeexplore.ieee.org/document/9780143 5. Swapna Chintakunta, Raghavendra Rao Kanchi, Ramanjappa Thogata, “Designing an introductory FPGA – Based embedded system laboratory” ,American Journal of Embedded Systems and Applications ,2022 https://www.researchgate.net/publication/297717116_Designing_an_Introductory_FPGA-Based_Embedded_System_Laboratory 6. Wendell F.S. Diniz Vincent Fremont, “An FPGA-based architecture for embedded systems performance acceleration applied to Optimum-Path Forest classifier” ,Microprocessor and Microsystems, 2017 , https://reader.elsevier.com/reader/sd/pii/S0141933116302290?token=EAE66D704C273BA8004F8BFD5C95E49BB56FF0D4ACB324649EE1124C866FFB6B952BEC1BF49CD6F6BD5E180F07F18CF&originRegion=eu-west-1&originCreation=20220719080055</p>	
8.	
<p>Topics Relevant to development of “FOUNDATION SKILLS”: VLSI Design flow- behavioral style, the dataflow style, and structural style Topics Relevant to development of “EMPLOYABILITY”: Design Using FPGA - robotic rover application - FPGA Devices - FPGA and CPLD Topics related to development of “ENTREPRENEURSHIP”: Robot Control System, Stepper motor control, servo motor control. Topics Relevant to development of “ENVIRONMENT AND SUSTAINABILITY”: Robot Control System - Digital Design Platforms</p>	
Catalogue prepared by	Mrs Anupama Sindgi
Recommended by the Board of Studies on	BOS NO: 10th. BOS held on 17/01/2020
Date of Approval by the Academic Council	Academic Council Meeting No. 16, Dated 23/10/2021

Course Code: ECE3419	Course Title: Developing Secure Embedded Systems Type of Course: Discipline Elective Theory	L- T-P- C	3	0	0	3
Version No.		1.0				
Course Pre-requisites		Basic understanding of Microprocessor 8085, Microcontroller 8051. Basic knowledge of VLSI, Assembly language programming and c programming.				
Anti-requisites		NIL				
Course Description		The course focuses on design, implementation and explore hardware and software security measures design using appropriate techniques and tools and to develop an ability to understand comprehensively the technologies and techniques underlying in building an embedded solution in a trustful and secure environment.				
Course Objective		This course is designed to improve the learners' <u>EMPLOYABILITY SKILLS</u> by using <u>PROBLEM SOLVING</u> methodologies of secure embedded systems.				
Course Outcomes		On successful completion of this course the students shall be able to: (1) Explain the origin and characteristics of Embedded Systems. (2) Apply various techniques to secure an Embedded Systems. (3) Demonstrate various security vulnerabilities and its solutions (4) Employ various techniques to deploy and secure Embedded systems.				
Course Content:						
Module 1	Embedded System Primer	Quiz		Memory Recall based Quizzes	10	Classes
	Topics: Embedded system processor- PIC, ARM- Programming input and output, Components for embedded system, Models of program, Assembly, linking, loading, Compilation techniques, Program optimization.					
Module 2	Layers of embedded system	Assignment / Quiz		Simulation Based	10	Classes
	Topics: Embedded Design life cycle, Embedded System modelling, Layers of an Embedded System – hardware layer – Application layer – Software Layer –					

	middleware. EDLC Approaches, Interfaces to the external world. FPGA- The Role of FPGAs, FPGAs types, FPGAs vs Custom VLSI, Fine - Grained and Course - Grained Reconfigurable Architecture, Case Studies.				
Module 3	Introduction to security and tools	Assignment		Simulation Based	12 Classes
	<p>Topics: Security properties (confidentiality, integrity and availability), security vulnerabilities, threats and attacks, security models, policies and mechanisms, Encryption Techniques, Basic notions of security protocol.</p> <p>Block Ciphers - DES, AES, Blowfish, modes of operation, Stream Ciphers-RC4, Linear and Differential cryptanalysis</p>				
Module 4	Security in Embedded Systems	Assignment		Design Based	08 Classes
	Topics: Cryptography, Trusted computing, FPGA Flexibility, Trusted -untrusted zone isolation, Physical attack protection, Access control mechanism, Incentive based Trust model deployment for securing Embedded system and prevention of DDoS.				
	Project work/Assignment:				
	<p>Project Assignment: 1. A systematic review of future trends in security and trust models in IoT.</p> <p>2. Secure WEB-Deployment using Embedded Systems</p> <p>3. Presentation: There will a group presentation on the programming assignment or any course related self-study topic/research related topic they had done.</p> <p>4. Students will be made into group and given the programming assignment at the end of each module. Students need to use Embedded Development Kits for these assignments.</p> <p>Tools:</p> <ol style="list-style-type: none"> 1. Kiel C5 2. Raspberry Pi 				
	<p>Textbook(s):</p> <ol style="list-style-type: none"> 1. Hu, Fei. Security and privacy in Internet of things (IoTs): Models, Algorithms, and Implementations, 1st edition, Press, 2016. 2. Russell, Brian, and Drew Van Duren. Practical Internet of Things Security, 1 st edition, Packt Publishing Ltd, 2016. <p>Reference Books:</p> <ol style="list-style-type: none"> 3. Shibu, K. V. Introduction to embedded systems, 1st edition, Tata McGraw-Hill Education, 2009. Vahid, Frank, and Tony D. Givargis. Embedded system design: a unified hardware/software introduction, 1 st edition, John Wiley & Sons, 2006. 4. Zhu Y. Embedded Systems with ARM® Cortex-M3 Microcontrollers in Assembly Language and C. E-Man Press; 2014. 5. Wolf W. FPGA-based system design. Pearson education; 2004 Jun 15. <p>E-content:</p> <ol style="list-style-type: none"> 6. SEnSE – An Architecture for a Safe and Secure Integration of Safety-Critical Embedded Systems https://ieeexplore.ieee.org/document/8555740 7. Design and Implementation of Secure Embedded Systems Based on Trustzone https://ieeexplore.ieee.org/document/4595549 8. High-Security System Primitive for Embedded Systems https://ieeexplore.ieee.org/document/5368926 				

	<p>9. Design and implementation of embedded secure web server for ARM platform https://ieeexplore.ieee.org/document/6022952</p> <p>Online Resources (e-books, notes, ppts, video lectures etc.):</p> <ol style="list-style-type: none"> 1. Free online self-paced course :- https://bcourses.berkeley.edu. 2. Online notes :- https://mitpress.mit.edu/books/internet-things 3. NPTEL online video content:- http://www.digimat.in/nptel/courses/video/106105160/L22.html 4. Online ppts :- https://www.upf.edu/prs/en/3376/22580 5. Online ppts:- https://www.macs.hw.ac.uk/~dwcorne/Teaching/introdl.ppt 6. https://www.udemy.com/course/embedded-electronics-bootcamp-from-bit-to-deep-learning/ 7. https://nptel.ac.in/courses/106105159 8. Presidency University Library Link :- https://presiuniv.knimbus.com/user#/home 	
	<p>Topics relevant to development of "EMPLOYABILITY": Security and Trust implementation in Embedded Systems.</p> <p>Topics related to development of "SKILL": Leading skills for Embedded system design, networking and security.</p>	
Catalogue prepared by		Nipun Sharma
Recommended by the Board of Studies on		10 th BOS held on 17/01/2020
Date of Approval by the Academic Council		Meeting No. 16 th , Dated 23/10/2021

Course Code: ECE3420	Course Title: Introduction to Embedded Machine Learning Type of Course: General Basket Theory only	L-T-P-C	3	0	0	3
Version No.	2.0					
Course Pre-requisites	Comprehension of concepts/logics in Machine and Deep Learning Algorithms. Basics of Embedded Systems. Basics of Python programming for Machine and Deep Learning Algorithms.					
Anti-requisites	NIL					
Course Description	This course aims at provide introduction of an emerging field embedded machine learning. This course gives best possible insight of deploying machine learning applications on embedded systems using TinyML.					
Course Objective	The objective of the course is to familiarize the learners with the concepts of Introduction to Embedded Machine Learning and attain EMPLOYABILITY SKILLS through PARTICPATIVE LEARNING.					
Course Outcomes	On successful completion of this course the students shall be able to: (i) Distinguish between Machine Learning and Deep Learning algorithms for classification, regression and identification. (ii) Demonstrate the importance of VHDL in real time applications. (iii) Apply the concept of ML and DL algorithms for classification and Identification using the developed synthesizable VHDL code. (iv) Analyze the developed artificial intelligence based VHDL code for power, area and delay using the FPGA device					
Course Content:						
Module 1	Overview of Machine Learning Algorithms	Quiz	Memory Recall based Quizzes			14 session
	Supervised Learning, Regression- Linear Regression, Ridge Regression, LASSO, and Classifications of Supervised Learning: K-NN, Decision Tree, Naive Bayes, Support-Vector Machines, Perceptron, Logistic Regression, Unsupervised Learning- K-means Clustering, and PCA.					
Module 2	Overview of Embedded Devices for Machine Learning Algorithms	Assignment / Quiz	Programming and Simulation task			12 session
	RISC and CISC Architectures, Introduction to ARM® Architecture and ARM® Cortex™-M TM4C123X processor, Comparing ARM® Cortex™-M TM4C123X processor with TM4C129X architecture, FPGA.					
Module 3	TinyML	Assignment	Programming			19 session

	Fundamentals of TinyML, Need of TinyML, Advantages, Deploying TinyML, Factors to be considered while deploying TinyM.
--	---

Targeted Application & Tools that can be used:

JOBS-

- Execute a lead role for the design, development, and verification of real-time machine learning algorithms for innovative power tools.
- A state-of-the-art field that brings the performative power of ML to shrink deep structured learning networks to fit on tiny hardware.
- Implement machine learning algorithms in embedded environments.
- Manage the development of data collection methods, test plans/procedures and test cases for training, evaluation, and verification of machine learning algorithms.

TOOLS-

Python (NumPy, Pandas, sklearn, xgboost, TensorFlow, keras, etc.) MySQL, Snowflake, GCP/AWS and Tableau Java.

Text Book(s):

7. Andrew N. Sloss, Dominic Symes, Chris Wright, "ARM System Developer's Guide, Designing and Optimizing System Software", Morgan Kaufmann Publishers, 2nd Edition.
8. Pete Warden, Daniel Situnayake, "TinyML", 1st Edition, O'Reilly Media, Inc.

Reference Book(s):

7. Mano, M. Morris and Ciletti Michael D., "Digital Design", 5th Edition, Pearson Education, 2020.
8. Oliver Theobald , "Machine Learning For Absolute Beginners: A Plain English Introduction", 2nd Edition, The author, 2017.
9. Bert Moons, Daniel Bankman, Marian Verhelst, Embedded Deep Learning Algorithms, Architectures and Circuits for Always-on Neural Network Processing", First Edition, Springer Link .

Online Resources (e-books, notes, ppts, video lectures etc.):

1. Harward University Course on "TinyML"
<https://pll.harvard.edu/course/fundamentals-tinymml?delta=0>
2. NPTEL Course on "An Introduction to Artificial Intelligence" by Prof. Mausam, IIT Delhi
https://onlinecourses.nptel.ac.in/noc22_cs56/preview
3. NPTEL Course on "Deep Learning" by Prof. Sudarshan Iyengar & Prof. Mitesh M. Khapra , IIT Madras, https://onlinecourses.nptel.ac.in/noc19_cs85/preview
4. Presidency University Library Link :- <https://presiuniv.knimbus.com/user#/home>

E-content:

1. Ahmad Shawahna , Sadiq M. Sait , and Aiman El-Maleh, "FPGA-Based Accelerators of Deep Learning Networks for Learning and Classification: A Review", IEEE Access, Volume 7, 2019, pp:7823-7859.
<https://ieeexplore.ieee.org/stamp/stamp.jsp?arnumber=8594633>
2. Mohammed Elnawawy , Assim Sagahyroon , and Tamer Shanableh, "FPGA-Based Network Traffic Classification Using Machine Learning", IEEE Access, Volume 8, 2020, pp: 175637-175650. <https://ieeexplore.ieee.org/stamp/stamp.jsp?arnumber=9205799>
3. Tarek Belabed, Maria Gracielly F. Coutinho , Marcelo A. C. Fernandes , Carlos Valderrama Sakuyama , and Chokri Souani, "User Driven FPGA-Based Design Automated Framework of Deep Neural Networks for Low-Power Low-Cost Edge Computing", IEEE Access, Volume 9, 2021, pp: 89162 – 89180.
<https://ieeexplore.ieee.org/document/9458248>
4. Shuai Li, Yukui Luo, Kuangyuan Sun, Nandakishor Yadav, and Kyuwon Ken Choi, "A Novel FPGA Accelerator Design for Real-Time and Ultra-Low Power Deep Convolutional

Neural Networks Compared With Titan X GPU”, IEEE Access, Volume 8, 2020, pp: 105455 – 105471. <https://ieeexplore.ieee.org/stamp/stamp.jsp?arnumber=9108269>

Topics relevant to “EMPLOYABILITY SKILLS”: Classifications of Supervised Learning: K-NN, Decision Tree, Naive Bayes, Support-Vector Machines, TM4C123X processor, Deploying TinyML - for developing Employability Skills through Participative Learning techniques. This is attained through assessment component mentioned in course handout.

Catalogue prepared by	Ms.Natya.S
Recommended by the Board of Studies on	15th BOS held on 28/07/2022
Date of Approval by the Academic Council	Meeting No. 18th, Dated 03/08/2022

Course Code: ECE3421	Course Title: Deep Learning using FPGA Type of Course: Program Core Theory	L-T-P-C	3	0	0	3
Version No.	1.0					
Course Pre-requisites		Comprehension of concepts/logics in Machine and Deep Learning Algorithms. Basics of VHDL code for Digital Logic Circuits using EDA tools. Basics of Python programming for Machine and Deep Learning Algorithms.				
Anti-requisites		NIL				
Course Description		This course aims at the real time implementation of Machine Learning and Deep Learning Algorithms using the FPGA device. The course penetrates into the fundamentals of Artificial Intelligence concepts and the logical representation of the ML and DL algorithms. This course motivates towards the development of synthesizable VHDL code for classification, identification and regression using the ML and DL algorithms. The course provides the opportunity for FPGA based Real time implementable AI applications.				
Course Objective		The objective of the course is to familiarize the learners with the concepts of Machine Learning and Deep Learning using FPGA and attain EMPLOYABILITY SKILLS through PARTICPATIVE LEARNING.				
Course Outcomes		On successful completion of this course the students shall be able to: <ol style="list-style-type: none"> 1. Distinguish between Machine Learning and Deep Learning algorithms for classification, regression and identification. 2. Demonstrate the importance of VHDL in real time applications. 				

		3. Apply the concept of ML and DL algorithms for classification and Identification using the developed synthesizable VHDL code. 4. Analyze the developed artificial intelligence based VHDL code for power, area and delay using the FPGA device			
Course Content:					
Module 1	Introduction to Machine Learning	Quiz	Memory Recall based Quizzes		11 session
	Topics: Supervised Learning, Regression- Linear Regression, Ridge Regression, LASSO, and Classifications of Supervised Learning: K-NN, Decision Tree, Naive Bayes, Support-Vector Machines, Perceptron, Logistic Regression, Unsupervised Learning- K-means Clustering, PCA.				
Module 2	Digital Circuit Design	Assignment / Quiz	Programming and Simulation task		12 session
	Topics: Introduction to VHDL Programming, Modeling styles in VHDL, Importance of Behavioral Modeling in Machine Algorithm, Development of Decision Tree Algorithm using VHDL, Validation of Synthesizable code for Machine Learning, Machine Learning based Data classification using VHDL, Machine Learning based Regression using VHDL				
Module 3	Deep Learning	Assignment	Analysis and Verification		10 session
	Topics: History of Deep Learning, McCulloch Pitts Neuron, Thresholding Logic, Perceptrons Perceptron Learning Algorithm, Multilayer Perceptrons (MLPs), Representation Power of MLPs, Sigmoid Neurons, Gradient Descent, Feed forward Neural Networks, Representation Power of Feed forward Neural Networks, Back propagation, Compensation Code for neural network using VHDL, Neural Network based Classification and Regression using VHDL, Real time application using Neural Network in FPGA.				
Module 4	Implementable Neural Networks	Project	Application		7 session
	Topics: Application of Neural network in Stuck-at Fault analysis of Digital Circuits, Recurrent Neural Network for Power Converters Switching Faults, Neural Network for Image Classification, EDA tools used for Neural Network based Applications				
	Text Book(s): 9. Deisenroth, Faisal and Ong, "Mathematics for Machine Learning", Cambridge University Press, 1 st Edition, 2020. Link: https://mml-book.github.io/book/mml-book.pdf 10. Volnei A. Pedroni, "Circuit Design with VHDL", Third Edition, MIT press, 2020 https://www.penguinrandomhouse.com/books/657983/circuit-design-with-vhdl-third-edition-by-volnei-a-pedroni/				
Reference(s):					

Reference Book(s):

1. Mano, M. Morris and Ciletti Michael D., "Digital Design", 5th Edition, Pearson Education, 2020.
2. Oliver Theobald , "Machine Learning For Absolute Beginners: A Plain English Introduction", 2nd Edition, The author, 2017.
3. Andrew W. Trask, "Grokking Deep Learning", 1st Edition, Manning Publications, 2019.
4. Jayaram Bhasker, "A VHDL Primer", 3rd Edition, AT&T Publications, 2003.

Online Resources (e-books, notes, ppts, video lectures etc.):

1. NPTEL Course on "Digital System design with PLDs and FPGAs" by Prof. Kuruvilla Varghese <https://www.digimat.in/nptel/courses/video/117108040/L01.html>
2. NPTEL Course on "An Introduction to Artificial Intelligence" by Prof. Mausam, IIT Delhi https://onlinecourses.nptel.ac.in/noc22_cs56/preview
3. NPTEL Course on "Deep Learning" by Prof. Sudarshan Iyengar & Prof. Mitesh M. Khapra , IIT Madras, https://onlinecourses.nptel.ac.in/noc19_cs85/preview
4. Presidency University Library Link :- <https://presiuniv.knimbus.com/user#/home>

E-content:

1. Ahmad Shawahna , Sadiq M. Sait , and Aiman El-Maleh, "FPGA-Based Accelerators of Deep Learning Networks for Learning and Classification: A Review", IEEE Access, Volume 7, 2019, pp:7823-7859. <https://ieeexplore.ieee.org/stamp/stamp.jsp?arnumber=8594633>
2. Mohammed Elnawawy , Assim Sagahyroon , and Tamer Shanableh, "FPGA-Based Network Traffic Classification Using Machine Learning", IEEE Access, Volume 8, 2020, pp: 175637-175650. <https://ieeexplore.ieee.org/stamp/stamp.jsp?arnumber=9205799>
3. Tarek Belabed, Maria Gracielly F. Coutinho , Marcelo A. C. Fernandes , Carlos Valderrama Sakuyama , and Chokri Souani, "User Driven FPGA-Based Design Automated Framework of Deep Neural Networks for Low-Power Low-Cost Edge Computing", IEEE Access, Volume 9, 2021, pp: 89162 – 89180. <https://ieeexplore.ieee.org/document/9458248>
4. Shuai Li, Yukui Luo, Kuangyuan Sun, Nandakishor Yadav, and Kyuwon Ken Choi, "A Novel FPGA Accelerator Design for Real-Time and Ultra-Low Power Deep Convolutional Neural Networks Compared With Titan X GPU", IEEE Access, Volume 8, 2020, pp: 105455 – 105471. <https://ieeexplore.ieee.org/stamp/stamp.jsp?arnumber=9108269>

Topics relevant to "EMPLOYABILITY SKILLS": K-NN, Decision Tree, Naive Bayes, Support-Vector Machines, Machine Learning based Regression using VHDL, Neural Network based Classification and Regression using VHDL -for developing Employability Skills through Participative Learning techniques. This is attained through assessment component mentioned in course handout.

Catalogue prepared by	Dr. Joseph Anthony Prathap,
Recommended by the Board of Studies on	15th BOS held on 28/07/2022
Date of Approval by the Academic Council	Meeting No. 18th, Dated 03/08/2022

Communication Basket

Course Code: ECE3423	Course Title: Information Theory and Coding Type of Course: Program Core Basket Theory only	L- T-P- C	3	0	0	3
Version No.	1.0					
Course Pre-requisites	Basic concepts of simple Applied Statistics [MAT1003], Digital Communication [ECE3007]Mean and variance of discrete random variables, Joint probability, Probability theory Basic communication block diagram and its working, Channels					
Anti-requisites	NIL					
Course Description	The course is designed for undergraduate level students to learn about information coding in communication. The main objective of the course is to understand the basics of errorcontrol coding in the information. This course will be foundation for advanced signal processing and network security. The research potential of the subject can make students to learn and develop algorithm.Thiscourse provides an introduction to the concept of Entropy, rate of information and various source encoding algorithms. Discrete & continuous communication channels are included to get the knowledge of numerical computations in the development of communication system without any error.					
Course Objective	The objective of the course is to familiarize the learners with the concepts of Information Theory and Coding and attain the SKILL DEVELOPMENT through PROBLEM SOLVING.					

Course Outcomes	On successful completion of this course the students shall be able to: 1. Discuss the concept of dependent and independent source, measure of information, Entropy, rate of information and order of a source. 2. Apply the information source using Shannon encoding, Shannon Fano, encoding and Huffman encoding algorithms. 3. Analysis of the continuous and discrete communication channels using input, output and joint probabilities. 4. Analysis of a codeword comprising of the check bits computed using linear blockcodes, cyclic codes and convolutional codes.			
Course Content				
Module 1	Introduction to Information Theory	Assignment/Quiz	Numerical/ Memory recall based	10 Classes
Topics Introduction, Measure of information, Information content of message, Average Information content of symbols in Long Independent sequences, Average Information content of symbols in Long dependent sequences, Markov Statistical Model of Information Sources, Entropy and Information rate of Markoff Sources.				
Module 2	Information Coding	Assignment	Numerical	9 Classes
Topics Source coding theorem, Kraft McMillan Inequality property – KMI, Encoding of the Source Output, Shannon’s Encoding Algorithm, Shannon Fano Encoding Algorithm, Huffman codes, Extended Huffman coding				
Module 3	Information Channel	Quiz/ Assignment	Memory recall based / Numerical	10 Classes
Topics Communication Channel block diagram, Channel Matrix, Joint probability Matrix, Mutual Information, Channel Capacity, Channel Capacity of : Binary Symmetric Channel, Binary Erasure Channel, Muroga,s Theorem, Continuous Channels: Shannon’s Hartley law and its numerical.				
Module 4	Error Control Coding	Quiz/ Assignment	Memory recall based / Numerical	10 Classes
Topics Error Control Coding: Introduction, Examples of Error control coding, methods of Controlling Errors, Types of Errors, types of Codes, Linear Block Codes: matrix description of Linear Block Codes, Error detection & Correction capabilities of Linear Block Codes, Single error correction Hamming code, Table lookup Decoding using Standard Array				
List of Laboratory Tasks: NA				
Targeted Application & Tools that can be used: Application area of Information Theory and Coding in Network Security and Computer Communication System. Professionally used software : MATLAB				
Text Book(s): 1. Digital and analog communication systems, K. Sam Shanmugam, John Wiley India Pvt. Ltd, 1996. 2. ITC and Cryptography, Ranjan Bose, TMH, II edition, 2007				
Reference(s): 1. Digital Communications – Fundamentals and Applications, Bernard Sklar, Second Edition, Pearson Education, 2016, ISBN: 9780134724058. 2. Information Theory and Coding-by <u>Dr. J. S. Chitode</u> Technical Publications, First edition 2021.				
Online Resources (e-books, notes, ppts, video lectures etc.):				

1. Video lectures on "Source coding theorem" by Prof: SN Merchant, IIT Bombay <https://nptel.ac.in/courses/117101053>
2. Videos on Entropy, Mutual Information, Conditional and Joint Entropy <https://www.digimat.in/nptel/courses/video/108102117/L02.html>
3. Presidency University Library Link <https://presiuniv.knimbus.com/user#/home>

E-content:

1. Ye Liu, Justin P. Coon "Mitigating Bit-Synchronization Errors in Huffman-Coding-Aided Index Modulation" *IEEE Communications Letters* (Volume: 23, Issue: 3, March 2019) <https://ieeexplore.ieee.org/document/8588988/authors#authors>
2. Shigeaki Kuzuoka, Shun Watanabe "An Information-Spectrum Approach to Weak Variable-Length Source Coding With Side-Information" *IEEE Transactions on Information Theory* (Volume: 61, Issue: 6, June 2015) Page(s): 3559 – 3573. <https://ieeexplore.ieee.org/document/7089269>
3. Distributed Source Coding Using Abelian Group Codes: A New Achievable Rate-Distortion Region, Dinesh Krithivasan, S. Sandeep Pradhan, *IEEE Transactions on Information Theory* Year 2011, Volume: 57, Issue: 3, Journal Article, Publisher: IEEE Cited by: [Pages \(44\) https://ieeexplore.ieee.org/document/5714261](https://ieeexplore.ieee.org/document/5714261)
4. Aleksandar Radonjic "Integer Codes Correcting Single Errors" *IEEE Communications Letters* (Volume: 22, Issue: 1, January 2018, Page(s): 17 - 20 <https://ieeexplore.ieee.org/document/8055561>

Topics relevant to "SKILL DEVELOPMENT": Information content of message, Markov Statistical Model, Source Coding, Channel Capacity, Error Control Coding for Skill Development through Problem Solving methodologies. This is attained through assessment component mentioned in course handout.

Catalogue prepared by	Ms. Akshatha K
Recommended by the Board of Studies on	12th BOS held on 10/08/2021
Date of Approval by the Academic Council	Meeting No. 16th , Dated 23/10/2021

Course Code: ECE3424	Course Title: Satellite Communication Type of Course: Discipline Elective & Theory Only.	L- T-P- C	3	0	0	3
Version No.	1.0					
Course Pre-requisites	[1] Analog Communication, [2] Digital Communication, [3] Antenna and wave propagation Basic concepts of Digital modulation, antenna and wave propagation, SNR and CNR					
Anti-requisites	NIL					
Course Description	The course introduces the students to the basic concept in the field of satellite communication. This will enable the students to know how to place a satellite in an orbit and about the earth & space segment. The satellite services like broadcasting are also studied thoroughly. The course also provides the student with the thorough understanding of the fundamental principles when designing global satellite systems for communication purpose, unique challenges of designing, developing, fielding, maintaining, and operating satellite communications systems payload.					
Course Objective	The objective of the course is to familiarize the learners with the concepts of Satellite Communication and attain EMPLOYABILITY SKILLS through PARTICIPATIVE LEARNING.					
Course Outcomes	On successful completion of this course the students shall be able to: 1. Explain the fundamentals of Satellite Communication 2. Apply the concept of Satellite Communication Link Budget. 3. Illustrate the different parts of Satellite including On Board & Earth Segment.					

	4. Discuss the applications of satellite mobile communication & various satellite systems adopted			
Course Content:				
Module 1	Introduction to Satellite systems	Quiz	Memory Recall based	10 Sessions
Topics: Introduction History, The Indian Scenario, INTELSAT, Frequency Allocation, List of present satellites with their features, Basic Satellite System, Satellite Orbit, Geostationary Orbit, Orbital Parameter & Perturbations, Launching Procedures - launch vehicles and propulsion				
Module 2	Orbits & Link Budget Calculation:	Case Study	Simulation	10 Sessions
Topics: Introduction: Kepler's Laws, Space Link:, EIRP, Transmission losses, Link Power Budget, System Noise, CNR, Uplink, Downlink, Effects of Rain, Combined CNR				
Module 3	Space Segment	Assignment	Simulation	10 Sessions
Topics: Introduction: Power Supply Unit, Attitude Control, Station Keeping, Thermal Control, TT &C, Transponders, Antenna Subsystem				
Module 4	Satellite Communication Services	Assignment	Modeling Task	12 Sessions
Satellite Access, SPADE System, Spread Spectrum Transmission & Application, GPS & its application, INTELSAT Series, INSAT, VSAT, Mobile satellite services: GSM, GPS, INMARSAT, LEO, MEO, Satellite Navigational System. GPS Position Location Principles, Differential GPS, Direct Broadcast satellites (DBS/DTH).				
Targeted Application & Tools that can be used: Application Areas in Weather forecasting, Radio and TV broadcast satellites, Military satellites. Navigation, Global telephone backbones, Connections for remote or developing areas, Global mobile communication. Professionally Used Software: Matlab and Satellite Communication Simulators.				
Project work/Assignment/Quiz:				
Case Study: Identify the position of the HD Dish antenna placed over the building roof, analyse the orientation part of the dish antenna, its operating frequency bands and the Video signal processing through the setup box. Also justify why the downlink frequency should be lower than the uplink frequency bands. Assignment1: In most satellite TV receivers, the first IF band is converted to a second, fixed IF. Why is this second frequency conversion required? Assignment2: A satellite is orbiting in the equatorial plane with a period from perigee to perigee of 12 hours. Given that the eccentricity is 0.002, calculate the semimajor axis. The earth's equatorial radius is 6378.1414 Km.				
Text Book: Dennis Roddy, Satellite Communication, 2006, 4 th Edition, McGraw Hill Publication.				
Online Resources (e-books, notes, ppts, video lectures etc.): <ul style="list-style-type: none"> • https://nptel.ac.in/courses/117101055/ • Online notes :- https://mitpress.mit.edu/books/satellite communication • Free online self-paced course :- https://bcourses.berkeley.edu. • https://www.cl.cam.ac.uk/teaching/0809/satellite communication/InfoTheoryLectures.pdf • https://www.slideshare.net/nitmittal/satellite-comm-trans-ece • https://www.accessengineeringlibrary.com > content > book 				

- <https://ieeexplore.ieee.org/stamp/stamp.jsp?tp=&arnumber=9210567>
- Presidency University Library Link :- <https://presiuniv.knimbus.com/user#/home>

E-Content

- Technology trends and challenges of antennas for satellite communication systems Y Rahmat-Samii, AC Densmore - IEEE Transactions on 2014 <https://ieeexplore.ieee.org/stamp/stamp.jsp?arnumber=6945379>
- Broadband LEO satellite communications: Architectures and key technologies Y Su, Y Liu, Y Zhou, J Yuan, H Cao... - ... Communications, 2019 <https://ieeexplore.ieee.org/stamp/stamp.jsp?arnumber=8700141>
- Development and future applications of satellite communications E Lutz, H Bischl, H Ernst, F David, M Holzbock Awa https://link.springer.com/chapter/10.1007/0-387-23072-6_15
- A new broadband magic tee design for Ka-band satellite communications VS Kumar, DG Kurup - IEEE Microwave and Wireless ...,019 <https://ieeexplore.ieee.org/abstract/document/8602357>

References

1. T. Pratt, C. Bostian, J. Allnutt, Satellite Communication, Wiley Publication
2. W. L. Pitchand, H. L. Suyderhou, and R. A. Nelson, "Satellite Communication Systems Engineering," Pearson Education

Topics related to "EMPLOYABILITY": Design of spade systems, space link budget estimation and design of pico satellite for developing EMPLOYABILITY SKILLS through PARTICIPATIVE LEARNING Techniques. This is attained through assessment component mentioned in course handout

Catalogue prepared by

Dr.M.S Divya Rani
Mrs. Annapurna

Recommended by the
Board of Studies on

15th BOS held on 28/07/2022

Date of Approval by the
Academic Council

Meeting No. 18th, Dated 03/08/2022

Course Code: ECE3425	Course Title: Wireless Communication and Networks Type of Course: Discipline Elective, Data Transfer Technologies Basket Theory Only	L- T-P- C	3	0	0	3
Version No.	2.0					
Course Pre-requisites	Analog Communication, Digital Communication, Wireless Networks, Basic concepts of communication system, modulation, demodulation, well acquainted with terms such as evolution of wireless standards-1G to 4G and PAN technologies.					
Anti-requisites	NIL					
Course Description	The objective of this course is build an understandings of the core issues encountered in the design of wireless networks. The course includes the fundamentals of wireless communication and provides an overview of existing and emerging wireless communication networks. It covers fundamentals of cellular communications, multiple access technologies and various wireless networks including past and future generation networks. Further, the students will understand the basic concept of wireless system design and get familiar with various wireless networks. They will get the idea from the fundamentals of wireless communication and the evolution					

		of wireless networks from first generation to LTE and LTE advanced after completion of this course.		
Course Objective		This course is designed to improve the learners' <u>EMPLOYABILITY SKILLS</u> by using <u>PROBLEM SOLVING</u> techniques using open source Design Tools.		
Course Outcomes		<p>On successful completion of the course students shall be able to:</p> <ol style="list-style-type: none"> 1. Apply cellular concepts for reducing interference in mobile communication 2. Distinguish various multiple access techniques along with area of its application 3. Classify the various existing WLAN and WPAN network topologies 4. Summarize wireless communication standards based on architecture and operation 		
Course Content:				
Module 1	An Introduction to Wireless Communication and Cellular Concept	Quiz	Memory Recall based Quiz	10 Session
	<p>Topics: Communication Systems, Types of Wireless Communication Systems, Classification of modern wireless systems. Limitations of wireless networks. : Introduction to cell structure, Hexagonal cell geometry, concept of frequency reuse.</p>			
Module 2	Capacity Enhancement and Multiple Access Techniques	Assignment	Case Study Based	12 Session
	<p>Topics: Channel assignment strategies, Capacity enhancement techniques, Interference and system capacity, Handoff, Trunking and grade of service. Introduction to multiple access, Frequency division multiple access, Time division multiple access, Code division multiple access and Spread spectrum multiple access.</p>			
Module 3	Multiple Antenna Techniques	Project	Small hardware based	08 Session
	<p>Topics: MIMO systems, spatial multiplexing, System model, Pre-coding, Beam forming, transmitter diversity, receiver diversity, Channel state information-capacity in fading and non-fading channels.</p>			
Module 4	Wireless Networks	Project	Small hardware based	09 Session
	<p>Topics:</p>			

	Introduction to wireless Networks, Advantages and disadvantages of Wireless Networks, OSI model, WLAN topologies, WLAN Standard IEEE 802.11, IEEE 802.11 Medium Access Control, Comparison of IEEE 802.11 a,b, and g standards, WPAN technologies.
	List of Laboratory Tasks: Nil
	<p>Targeted Application & Tools that can be used: Professionally Used Software: Arduino, Matlab integration with GSM receiver, integrate the GSM device with any microcontroller, the embedded programming, SMS gateway simulator which can be used for testing purpose.</p> <p>Targeted Application: Communication, connection of devices by BLUETOOTH, Television and Radio Broadcasting, Radio Frequency Identification (RFID), Mobile Telephone System (Cellular Communication), Radar, Infrared Communication etc. Accessing the Internet, Locating and Tracking-GPS, security systems, television remote control, computer-interface devices, Wi-Fi, wireless power transfer and many projects based on mobile communications are applications of mobile communication. Enhance Security: The different types of wireless communication can enhance security. For example, walkie-talkies transmit and receive radio signals</p>
	Project work/Assignment/Quiz:
	<p><i>Bluetooth based Garage Door Opening, Smart Card Technology-based Security System</i></p> <p>Assignment 1: Election Day results are out. Everyone wants to congratulate the winner. Suppose the cell phone for everyone displays "G" on its top right corner of screen. Identify the technology standard. Draw its architecture and explain the main blocks. Assignment 2: Distinguish various multiple access techniques along with area of its application Assignment 3: Given codes are $C_1 = [-1, -1, -1, -1]$, $C_2 = [1, -1, -1, 1]$, $C_3 = [-1, 1, 1, 1]$, $C_4 = [-1, 1, 1, -1]$, Considering these codes, Show that whether CDMA can be applied with these codes. Determine total no. of users in this system and give reason for your answer. Comment on capacity of CDMA. Why CDMA is called as Spread Spectrum Technology?</p> <p>Book/Article review: At the end of each module a book reference or an article topic will be given to an individual or a group of students. They need to refer the library resources and write a report on their understanding about the assigned article in appropriate format Presidency University Library Link .</p>
	<p>Text Book(s): T1 Peter J. Ashenden, "Digital Design: An Embedded Systems Approach Using VERILOG", Elsevier, 2010 T2 Samir Palnitkar, "Verilog HDL: A Guide to Digital Design and Synthesis", Pearson Education, Second Edition.</p>
	<p>Reference(s): Reference Book(s): R1 Wireless Telecom System and Networks, Mullet: Thomson Learning 2006. R2 Fundamentals of wireless communication, David Tse, Pramod Viswanath, Cambridge 2005. Online Resources (e-books, notes, ppts, video lectures etc.): 1. https://www.coursera.org/lecture/healthcare-it/module-3-wearables-w1ayK 2. https://www.coursera.org/lecture/introduction-to-digital-health/mobile-applications-and-wearable-technologies-FnyjT 3. https://nptel.ac.in/courses/112/105/112105249/ 4. https://www.intechopen.com/chapters/66880 5. Presidency University Library Link :- https://presiuniv.knimbus.com/user#/home</p>

<p>E-content: (Presidency University E-resources)</p> <ol style="list-style-type: none"> 1. https://presiuniv.knimbus.com/openFullText.html?DP=http://www.intechopen.com/books/advanced-trends-in-wireless-communications 2. https://www.intechopen.com/books/5408 3. https://jwcn-eurasipjournals.springeropen.com/articles/10.1186/s13638-022-02110-w 4. https://www.ksp.kit.edu/site/books/m/10.5445/KSP/1000051989/ 5. https://www.mdpi.com/books/pdfview/book/1088 	
<p>Topics related to development of "FOUNDATION": Beyond 5G Architecture Topics related to development of "EMPLOYABILITY": Capacity enhancement techniques, LTE-A architecture, OFDM, MIMO and Cognitive radio. Topics related to development of "ENTREPRENEURSHIP": OFDM, MIMO and Cognitive radio Topics related to development of "ENVIRONMENT AND SUSTAINABILITY": Capacity enhancement techniques, Interference and system capacity, Handoff, Trunking and grade of service.</p>	
Catalogue prepared by	Ms. Maitraiye Konar
Recommended by the Board of Studies on	15 th BOS held on 28/07/2022
Date of Approval by the Academic Council	Meeting No. 18 th , Dated 03/08/2022

Course Code: ECE3426	Course Title: Radar Engineering Type of Course: Discipline Elective & Theory only		L-T-P-C	3	0	0	3
Version No.		2.0					
Course Pre-requisites		Basic concepts of analog modulation and demodulation schemes and probability theory					
Anti-requisites		NIL					
Course Description		This is an advanced research-oriented course designed for undergraduate students. This course will enable students' knowledge towards detection and tracking of radar signals. The course emphasizes on working, analysis and design of Radar wireless communication system. Additionally, this course will create a foundation for future courses such as optical Communication and Free Space Wireless Communication system.					

Course Objective		The objective of the course is to familiarize the learners with the concepts of Radar Engineering and attain EMPLOYABILITY SKILLS through PARTICIPATIVE LEARNING			
Course Outcomes		On successful completion of this course the students shall be able to: 1: Explain the basic principle of RADAR System. 2: Solve the RADAR Equation and to calculate Transmitter power. 3: Discuss the working principle of CW and Frequency Modulated Radar. 4: Compare the principles of MTI and Pulse Doppler Radar.			
Course Content:					
Module 1	Basics of Radar	Quiz		Memory Recall based Quizzes	10 Sessions
	Topics: Basics of Radar: Introduction, Maximum Unambiguous Range, Radar Waveforms, Definitions with respect to pulse waveform - PRF, PRI, Duty Cycle, Peak Transmitter Power, Average transmitter Power. Simple form of the Radar Equation, Radar Block Diagram and Operation, Radar Frequencies, Applications of Radar.				
Module 2	The Radar Equation	Assignment / Quiz		Comprehension based Quizzes and assignments	9 Sessions
	Topics: The Radar Equation: Prediction of Range Performance, Detection of signal in Noise, Minimum Detectable Signal, Receiver Noise, SNR, Modified Radar Range Equation, Probability of Detection, Radar Cross Section of Targets.				
Module 3	MTI and Pulse Doppler Radar	Assignment		Comprehension based Quizzes and assignments; simulation with MATLAB	10 Sessions
	Topics: MTI and Pulse Doppler Radar: Introduction, Principle, Doppler Frequency Shift, Simple CW Radar, Sweep to Sweep subtraction and Delay Line Canceller, MTI Radar with - Power Amplifier				
Module 4	Tracking Radar	Assignment		Project implementations in software, batch wise presentations	10 Sessions
	Topics: Tracking Radar: Role of the radar tracker, -Plot to track association, Track initiation, Track maintenance, Track smoothing Types of Tracking Radar Systems- Lobe switching, conical scan, Alpha-beta tracker, Kalman filter, Multiple hypothesis tracker (MHT), Interacting multiple model (IMM)				
	List of Laboratory Tasks: Nil				
	Targeted Application & Tools that can be used: Targeted Applications: Data analytics, Automatic machine translation, object detection etc. Professionally Used Software: Anaconda/ pytorch or google colab, Jupyter Notebook on cloud/ MATLAB Deep Learning Toolbox				

	<p>Project Work/Assignment:</p>
	<ol style="list-style-type: none"> 2. Article review: At the end of course an article topic will be given to an individual or a group of students. They need to refer the library resources and write a report on their understanding about the assigned article in appropriate format. <u>Presidency University Library Link</u> :https://puniversity.informaticsglobal.com/login 3. Presentation: There will be a group presentation, where the students will be given a topic. They will have to explain/demonstrate the working and discuss the applications for the same. 4. Project Assignment:- Implementation of various concepts in from Radar Engineering using Python/ MATLAB
	<p>Text Books:</p> <p>T1. M.I. Skolnik, Introduction Radar Systems, 2nd Edn, Mc Graw Hill Book Co., 1981 T2. F.E. Terman, Radio Engineering, Mc Graw Hill Book Co, 4th Edn. 1955 T3 .Simon Kingsley And Shaun Quegan, Understanding Radar Systems, Mcgraw Hill Book Co.,</p>
	<p>Reference(s):</p> <p>Reference Book(s):</p> <ol style="list-style-type: none"> 1. Nathanson, F E, " Radar Design Principles" Scitech Publishing. 2. Hovanessian, S.A., "Radar System Design And Analysis", Artech House 3. D.K.Barton, Modern Radar Systems Analysis, Artech House, 1988. 4. B,Edde, Radar: Principles, Technology, Applications, Prentice Hall, 1993 <p>Online Resources (e-books, notes, ppts, video lectures etc.):</p> <ul style="list-style-type: none"> • NPTEL - https://nptel.ac.in/courses/108/105/108105154/ • COURSERA - https://www.coursera.org/specializations/optical-engineering. • https://doi.org/10.1175/BAMS-88-11-1753. • <a href="https://doi.org/10.1175/1520-0426(1997)014<1502:DADOAP>2.0.CO">https://doi.org/10.1175/1520-0426(1997)014<1502:DADOAP>2.0.CO. • Presidency University Library Link :- https://presiuniv.knimbus.com/user#/home <p>E contents :</p> <ol style="list-style-type: none"> 1. Zhang, G. F., R. J. Doviak, D. S. Zrnić, R. Palmer, L. Lei, and Y. Al-Rashid, 2011; Polarimetric phased-array radar for weather measurement: A planar or cylindrical configuration. <i>J. Atmos. Oceanic Technol.</i> https://www.semanticscholar.org/paper/Polarimetric-Phased-Array-Radar-for-Weather-A-or-Zhang-Doviak/537ca7fc87fd73f07da2f7044f1020d795eef77d 2. Wurman, J., Y. Richardson, C. Alexander, S. Weygandt, and P. F. Zhang, 2007; Dual-Doppler analysis of winds and vorticity budget terms near a tornado. <i>Mon. Wea. Rev.</i> https://www.semanticscholar.org/paper/Dual-Doppler-Analysis-of-Winds-and-Vorticity-Budget-Wurman-Richardson/2257f06925d8c069b27726e800307340e1313b93 3. Zhang, Yiming; Zhang, Shuai; Pedersen, Gert Frølund, 2020; A Simple and Wideband Decoupling Method for Antenna Array Applications. https://vbn.aau.dk/ws/files/320484972/manuscript.pdf

	4. Said Mikki, dept. of ECECS, University of New Haven, West Haven, CT, USA,2018;Quantum Antenna Theory for Secure WirelessCommunications. file:///C:/Users/Admin/Downloads/Quantum Antenna Theory EuCap2020 %20(1)%20(1).pdf
	Topics relevant to "EMPLOYABILITY": Tracking Radar, Applications of Radar, Power and operating frequency for developing EMPLOYBILITY SKILLS through PARTICIPATIVE LEARNING Techniques. This is attained through assessment component mentioned in course handout.
Catalogue prepared by	Ashwini B
Recommended by the Board of Studies on	15th BOS held on28/07/2022
Date of Approval by the Academic Council	Meeting No. 18th, Dated 03/08/2022

Course Code: ECE3427	Course Title:RF Engineering Type of Course: Discipline Elective Data Transfer technology Basket & Theory only	L-T-P-C	3	0	0	3
Version No.		2.0				
Course Pre-requisites		To succeed in this course the student should be comfortable with basic concepts of Analog and Digital Communication courses. Thebasic analog and digital modulationtechniques needed to translatesignal from original frequency to a specified RF frequency. Multiple Access techniques are used to extend the RF communication for accommodating multiple users.				
Anti-requisites		NIL				

Course Description		The course is designed for undergraduate students to introduce RF components and architecture with applications. This course will enable the students to classify different active and passive components with design and noise considerations. This will also enable the students to seek employment opportunities, research and development activities in design of RF control circuit and various system architectures.			
Course Objective		The objective of the course is to familiarize the learners with the concepts of RF Engineering and attain EMPLOYABILITY SKILLS through PARTICIPATIVE LEARNING			
Course Outcomes		On successful completion of this course the students shall be able to: 1) Discuss the importance of RF design and its applications. 2) Classify active RF devices and noise considerations. 3) Apply the concepts of RF engineering in RF control circuits. 4) Summarize various radio frequency architectures.			
Course Content:					
Module 1	RF system-Basic architecture	Assignment		Programming and simulation Task	9 Sessions
	Topics: Introduction, Importance of using Radio frequency design, Applications. RF behavior of passive Components-Resistors, Capacitors, Inductors. Transmission line analysis Parallel RLC tank, Series RLC networks, Impedance Matching, Pi match, T match.				
Module 2	Active RF components	Assignment		Programming and Simulation Task	10 Sessions
	Topics: RF diodes, Bipolar junction transistors, RF Field Effect transistor, Metal Oxide Semiconductor Transistors, High Electron Mobility Transistors, Semiconductor Technology Trends				
Module 3	RF Transistor amplifier and Mixer Design	Project Assignment		Programming Task	9 Sessions
	Topics: Amplifier power relations, Broadband High power and Multistage Amplifiers. Basic Characteristics of Mixers, Frequency domain considerations, Single ended Mixer design, Single and double balanced mixer, Integrated active mixer, Image reject Mixer				
Module 4	TRANSCIVER ARCHITECTURES	Assignment		Data collection and analysis	10 Sessions
	Receiver Architectures: Basic Heterodyne Receivers, Modern Heterodyne Receivers, Direct-Conversion Receivers, Transmitter Architectures: Direct-Conversion Transmitter, Modern Direct-Conversion Transmitters, Heterodyne Transmitters, OOK Transceivers				
	Targeted Application & Tools that can be used: Applications: Radar Communication, Satellite Communication, Future generation network design Tools: Matlab/Simulink				
	Project work/Assignment:				
	1. Case Studies: At the end of the course students will be given a 'real-world' application as a case study. Students will be submitting a report which will include Circuit Diagrams, Design, Working Mechanism and Results etc. in appropriate format. 2. Book/Article review: At the end of each module a book reference or an article topic will be given to an individual or a group of students. They need to refer the library resources				

	<p>and write a report on their understanding about the assigned article in appropriate format. Presidency University Library Link .</p> <p>3. Presentation: There will be a group presentation, where the students will be given a topic. They will have to explain/demonstrate the working and discuss the applications for the same.</p> <p>Project Assignment: Design a user friendly interface for the fast access to control high voltage electrical circuit operations using RF technology.</p> <p>Assignment 1: Design, Visualize and compare matching network for one port load using Simulink.</p> <p>Assignment 2: Implement RF metal oxide semiconductor device model on Matlab for different parameters.</p> <p>Assignment 3: If the RF signal and the output IF is 2 MHz, determine all frequencies up to third-order harmonics that are generated by the mixer.</p> <p>Assignment 4: Compare different Radio navigation systems with accuracy of position, Velocity Accuracy and Range of operation.</p>
	<p>Textbooks:</p> <ol style="list-style-type: none"> 1. Behzad Razavi , " RF Microelectronics ", Pearson Education ,6th Edition 2. Reinhold Ludwig, Gene Bogdanov , "RF Circuit design, Theory and Applications", Pearson India, 2011, 2nd Edition <p>Digital Reference(s)</p> <ol style="list-style-type: none"> 3. ebook: https://www.atnf.csiro.au/people/Tasso.Tzioumis/sms2014/presentations/Clegg(RF_Engineering).pptx. 4. ebook: https://www.ti.com/lit/ml/slap127/slap127.pdf
	<p>References:</p> <ol style="list-style-type: none"> 1. Kai Chang , "RF and Microwave Wireless system", Pearson Education edition, 2015, 1st Edition. 2. W. H. Hayt, McGraw "Engineering Electromagnetics"-Hill Book Company, 8th Edition. <p>Online Reference(s)</p> <p>NPTEL: https://nptel.ac.in/courses/117/102/117102012/#</p> <p>NPTEL: https://nptel.ac.in/content/syllabus_pdf/117102012.pdf</p> <p>Presidency University Library Link :- https://presiuniv.knimbus.com/user#/home</p> <p>E-content:</p> <ol style="list-style-type: none"> 1. Ajinkya C Bapat¹, Sonali U Nimbhorkar, Department of Computer Science and Engineering, G.H. Rasoni College of Engineering, Nagpur, RFID Based Object Tracking System Using Collaborative Security Protocol, DOI 10.4010/2016.943 ISSN 2321 3361 © 2016 IJESC, Research article, Volume 6, Issue no.4 https://ieeexplore.ieee.org/abstract/document/8465897 2. Jasmine Jose Department of Electronics and Telecommunication Engineering, Don Bosco Institute of Technology, Mumbai, India, Sherin George; Lydia Bosco; Juliet Bhandari; Freda Fernandes; Ashwini Kotrashetti, A review of RF energy harvesting systems in India, International Conference on Technologies for Sustainable Development (ICTSD), 2015 https://ieeexplore.ieee.org/document/7095838 3. John Walker; Daniel Myer; Frederick Raab; Chris Trask, Classic Works in RF Engineering: Combiners, Couplers, Transformers, and Magnetic Materials, Artech https://ieeexplore.ieee.org/document/9100964
	<p>Topics relevant to "EMPLOYABILITY": Transceiver Architectures for developing EMPLOYABILITY SKILLS through PARTICIPATIVE LEARNING Techniques. This is attained through assessment component mentioned in course handout.</p>
Catalogue prepared by	Mrs AKSHATHA K
Recommend ed by the Board of Studies on	15th BOS held on 28/07/2022

Date of Approval by the Academic Council		Meeting No. 18th, Dated 03/08/2022
--	--	------------------------------------

Course Code: ECE3428	Course Title: Wireless Adhoc Networks Type of Course: Discipline Elective	L-T- P- C	3	0	0	3
Version No.	1.0					
Course Pre-requisites	Wireless Communication and Networks, Wireless topologies and protocols					
Anti-requisites	NIL					

Course Description	This course is an advanced research-oriented course designed for under graduate students with computer and wireless networks background. The course will act as foundation for Mobile Ad Hoc Networks (MANETs), Wireless Sensor Networks (WSNs) and Wireless Mesh Networks (WMNs). The course examines wireless cellular, ad hoc and sensor networks, covering topics such as medium access control, network and transport protocols, unicast and multicast routing algorithms, mobility and its impact on routing protocols, application performance, quality of service guarantees, and security.		
Course Objective	This course is designed to improve the learners' <u>EMPLOYABILITY SKILLS</u> by using <u>PROBLEM SOLVING</u> techniques using open source Design Tools.		
Course Outcomes	On successful completion of the course students shall be able to: 1. Explain fundamental principles of Ad-hoc Networks 2. Discuss a comprehensive understanding of Ad-hoc network protocols 3. Outline current and emerging trends in Ad-hoc Wireless Networks 4. Analyze energy management in ad-hoc wireless networks.		
Course Content:			
Module 1	MAC Protocols	Assignment / Quiz	10 Sessions
Topics: Introduction, Design goals of a MAC Protocol for Ad Hoc Wireless Networks, Classifications of MAC Protocols, Contention – Based Protocols, Contention – Based Protocols with reservation Mechanisms, Contention – Based MAC Protocols with Scheduling Mechanisms, MAC Protocols that use Directional Antennas, Other MAC Protocols.			
Module 2	Routing Protocols	Assignment	09 Sessions
Topics: Issues in Designing a Routing Protocol for Ad Hoc Wireless Networks, Classification of Routing Protocols, Table –Driven Routing Protocols, On – Demand Routing Protocols, Hybrid Routing Protocols, Routing Protocols with Efficient Flooding Mechanisms, Hierarchical Routing Protocols, Power – Aware Routing Protocols.			
Module 3	Transport Layer Protocols	Assignment	10 Sessions
Topics : Issues in designing a transport layer protocol for ad hoc wireless network, transport layer solutions Security in ad hoc wireless networks, network security requirements, issues and challenges in security provisioning, network security attacks			
Module 4	Quality of Service and Energy Management in Ad-hoc Wireless Networks	Project	10 Sessions
Topics: Introduction, Issues and Challenges in Providing QoS in Ad-hoc Wireless Networks, Classification of QoS Solutions, MAC Layer Solutions, Network Layer Solutions; Energy Management in Ad-hoc Wireless Networks: Introduction, Need for Energy Management in Ad-hoc Wireless Networks, Classification of Energy Management Schemes, Battery Management Schemes, Transmission Management Schemes, System Power Management Schemes.			
List of Laboratory Tasks: Nil			
Targeted Application & Tools that can be used:			

<p>Professionally Used Software: Network simulator2/OPNET/Matlab, Arduino</p> <p>Targeted Application:</p> <p>Wireless Adhoc Network in Ultra wide band radio communication- Wireless fidelity systems. Accessing the Internet, Locating and Tracking-GPS, security systems, television remote control, computer-interface devices, Wi-Fi, wireless power transfer and many projects based on mobile communications are applications of mobile communication.</p> <p>Enhance Security: The different types of wireless communication can enhance security. For example, walkie-talkies transmit and receive radio signals</p>
<p>Project work/Assignment/Quiz:</p> <p>Project Assignment: Consider a wireless network where the transmission is going on between nodes A & B that are separated by a distance d and the transmission range of each node is R.</p> <p>Assignment 1: Collect the data for a network traffic and calculate the percentage of packet drop and packets delivered successfully.</p> <p>Assignment 2: Calculate the probability of data packet collision in the MACA protocol. Assume that T_c is the control packet transmission propagation delay, T_w is the optimal maximum back-off time, β is the percentage of ready nodes, & R is the transmission range of each node.</p> <p>Assignment 3: Assuming that all routers and hosts are working properly and that all software in both is free of all errors, is there any chance, however small, that a packet will be delivered to the wrong destination?</p> <p>Assignment 4: Calculate the probability of data packet collision in the MACA protocol. Assume that T_c is the control packet transmission propagation delay, T_w is the optimal maximum back-off time, β is the percentage of ready nodes, & R is the transmission range of each node.</p> <p>Book/Article review: At the end of each module a book reference or an article topic will be given to an individual or a group of students. They need to refer the library resources and write a report on their understanding about the assigned article in appropriate format Presidency University Library Link.</p>
<p>Text Book(s):</p> <p>C. Siva Ram Murthy and B.S. Manoj, "Ad Hoc Wireless Networks: Architectures and Protocols", Pearson Education India; 1st edition 2006, PHI.</p>
<p>Reference(s):</p> <ol style="list-style-type: none"> 1. Roy Blake, "Wireless Communication Technology", First Edition CENGAGE, 2012 2. Jagannathan Sarangapani, "Wireless Ad- hoc and Sensor Networks: Protocols, Performance and Control" Second Edition CRC Press. 3. Ozan K. Tonguz and Gianguigi Ferrari: Ad-hoc Wireless Networks, John Wiley, 2007. 4. Xiuzhen Cheng, Xiao Hung, Ding-Zhu Du: Ad-hoc Wireless Networking, Kluwer Academic Publishers, 2004. 5. C.K. Toh: Ad-hoc Mobile Wireless Networks- Protocols and Systems, Pearson Education, 2002 <p>Online and Web resource (s):</p> <ol style="list-style-type: none"> 1. Archive.cone.informatik.uni-freiburg.de/.../lecture/.../MANET-01.ppt 2. www.rimtengg.com/coit2007/proceedings/pdfs/122.pdf 3. people.cs.vt.edu/~irchen/6204/.../lecture4-mobile-ad-hoc-networks 4. https://nptel.ac.in/courses/106/105/106105160/ 5. https://www.coursera.org/lecture/internet-of-things-history/sensor-networks-n-to-1-iOmzK 6. Presidency University Library Link :- https://presiuniv.knimbus.com/user#/home <p>E-Content:</p>

<ol style="list-style-type: none"> 1. Wireless Sensor Network as a Mesh: Vision and Challenges by Zhanserik Nurlan, Tamara Zhukabayeva, Mohamed Othman, Aigul Adamova, And Nurkhat Zhakiyev, Digital Object Identifier 10.1109/ACCESS.2021.3137341. 2. Using Overhearing and Rateless Coding in Disseminating Various Messages in Vehicular AdHoc Networks by Mostafa Nozari, Famarz Hendessi, Nadia H. Khiadani, And Maryam Ataei Kachooei, Digital Object Identifier 10.1109/ACCESS.2021.3110945. 3. Reliability-Aware Multi-Objective Optimization-Based Routing Protocol for VANETs Using Enhanced Gaussian Mutation Harmony Searching by Sami Abduljabbar Rashid1, Mohammed Alhartomi, Lukman Audah and Mustafa Maad Hamdi, Digital Object Identifier 10.1109/ACCESS.2022.3155632 4. Adaptive Routing Design for Flying Ad Hoc Networks Min Zhang, Chao Dong, Peng Yang, Ting Tao, Qihui Wu and Tony Q. S. Quek, IEEE Communications Letters, Vol. 26, NO. 6, June 2022 https://ieeexplore.ieee.org/document/9716929. 	
<p>Topics related to development of "FOUNDATION": MAC Protocols, Energy Management in Ad-hoc Wireless Networks</p> <p>Topics related to development of "EMPLOYABILITY": Security in ad hoc wireless networks, network security requirements, issues and challenges in security provisioning, network security attacks</p> <p>Topics related to development of "ENTREPRENEURSHIP": Battery Management Schemes, Transmission Management Schemes, System Power Management Schemes</p> <p>Topics related to development of "ENVIRONMENT AND SUSTAINABILITY": MAC Protocols that use Directional Antennas, LAN's, Wi-Fi, Wi-Max.</p>	
Catalogue prepared by	Ms. Maitraiye Konar
Recommended by the Board of Studies on	15 th BOS held on 28/07/2022
Date of Approval by the Academic Council	Meeting No. 18 th , Dated 03/08/2022

Course Code: ECE3429	Course Title: Optical Communication Type of Course: Discipline Elective Theory only	L- T-P- C	3	0	0	3
Version No.	2.0					

Course Pre-requisites		Basic concepts of electronic devices, digital modulation and demodulation schemes, analog modulation and demodulation schemes, probability theory.			
Anti-requisites		NIL			
Course Description		The purpose of this course is to enable the students to learn the basic principle of optical fiber communication and also understand the transmission characteristics and losses in a wireless communication system. The course will act as a harbinger for exponentially growing modern communication systems. The course emphasizes on working, analysis and design of wireless communication system. Additionally, this course will create a foundation for future courses such as Radar Communication and Free Space Communication etc.			
Course Objective		The objective of the course is to familiarize the learners with the concepts of Optical Communication and attain EMPLOYABILITY SKILLS through PARTICIPATIVE LEARNING.			
Course Outcomes		<p>On successful completion of this course the students shall be able to:</p> <ul style="list-style-type: none"> (1) Explain the basic concepts of optical Engineering (2) Apply the active, passive devices and optical amplifiers in optical wireless networks. (3) Analyze an optical wireless communication system. (4) Apply advanced concepts of optical Engineering to design and develop more efficient next generation optical wireless communication systems. 			
Course Content:					
Module 1	Introduction to optical wireless communication systems	Quiz	Memory Recall based Quizzes		10 Sessions
	<p>Topics:</p> <p>Wireless Access Schemes, Brief History of OWC, OWC/Radio Comparison, WC Application Areas, Safety and Regulations, OWC Challenges.</p>				
Module 2	Fluctuation Theory	Assignment	Design oriented		10 Sessions
	<p>Topics:</p> <p>Scintillation Theory-Plane Wave Model, Scintillation Theory-Spherical Wave Model, Wave Model Distribution Models for the Irradiance[introduction].</p>				
Module 3	Modulation Techniques	Assignment	Design Analysis		10 Sessions
	<p>Topics</p> <p>Introduction, Analogue Intensity Modulation, Digital Baseband Modulation Technique Pulse Position Modulation, On-Off Keying.</p>				
Module 4	OPTICAL RECEIVER	Assignment	Application based analysis		9 Sessions
	<p>Introduction, Optical Receiver Operation, receiver sensitivity, quantum limit, eye diagrams, coherent detection, burst mode receiver operation, Analog receivers.</p>				

	<p>Targeted Application & Tools that can be used:</p> <p>Tools: Matlab</p>
	<p>Project work/Assignment:</p> <p>Project Assignment:</p> <ol style="list-style-type: none"> 1. Create a simple network model with multiple scenarios, collect statistics on network performance through the use of simulation tools, analyse statistics and draw conclusions on network performance. 2. Establish a Free space optical communication link. 3. Compare the Bit Error Rate for various weather conditions.
	<p>Text Book</p> <ol style="list-style-type: none"> 1. Gerd Keiser, "Optical Fiber Communications" McGraw-Hill, 5th Edition, 2013
	<p>References</p> <ol style="list-style-type: none"> 1. G.P Agrawal, Fiber Optic Communication Systems, Wiley, ISBN 0470505117 2. R.G feller and U. Bapst. Wireless in-house communication via diffuse infrared radiation, SPIE Press 3. S. Hranilovic. Spectrally Efficient Signalling for Wireless Optical Intensity Channels. PhD thesis, Dept. of Elec. & Comp. Engineering, University of Toronto, 2003. <p>Online Resources & E-content(e-books, notes, ppts, video lectures etc.):</p> <p>NPTel - https://onlinecourses.nptel.ac.in/noc21_mm26/preview</p> <p>COURSERA - https://www.coursera.org/specializations/optical-engineering_</p> <p>Presidency University Library Link</p> <p>https://presiuniv.knimbus.com/user#/home</p> <p>Research Papers :</p> <ol style="list-style-type: none"> 1. Weik, M.H. (2000). integrated fiber optic communications system. In: Computer Science and Communications Dictionary. Springer. https://doi.org/10.1007/1-4020-0613-6_9232 2. Weik, M.H. (2000). fiber optic communications system. In: Computer Science and Communications Dictionary. Springer. https://doi.org/10.1007/1-4020-0613-6_9221 3. 1P. Qiao, G. Su, Y. Rao, C. J. Chang-Hasnain and S. L. Chuang, "Modeling of long-wavelength high contrast grating VCSELs and comparison with experiment," <i>CLEO: 2013</i>, 2013, pp. 1-2. 4. Guan-Lin Su, Pengfei Qiao, C. -Y. Lu, D. Bimberg and S. L. Chuang, "Low-threshold dielectric-cavity microlasers," <i>2014 Conference on Lasers and Electro-Optics (CLEO) - Laser Science to Photonic Applications</i>, 2014, pp. 1-2.
	<p>Topics relevant to "EMPLOYABILITY": Fiber Optic Communication Systems for developing EMPLOYABILITY SKILLS through PARTICIPATIVE LEARNING Techniques. This is attained through assessment component mentioned in course handout.</p>
Catalogue prepared by	Dr. Balaji K A

Recommended by the Board of Studies on	15th BOS held on 28/07/2022
Date of Approval by the Academic Council	Meeting No. 18th, Dated 03/08/2022

Wearable Technologies Basket

Course Code: ECE3431	Course Title: Fundamentals of Wearable Sensing Type of Course: Program Core & Theory	L- T-P- C	3	0	0	3
----------------------------	--	-----------	---	---	---	---

Version No.		1.0			
Course Pre-requisites		Basic knowledge in Wireless Communication			
Anti-requisites		NIL			
Course Description		<p>The purpose of this course is to enable the students to understand measurement and instrumentation systems that are used in wearable sensors. This course is analytical in nature and provides a good knowledge about the construction of testing and measuring setup for wearable sensing systems. The course is beneficial in the design of resistive sensors, reactive sensors and self-generating sensors and its applications in real life scenarios that would be worn on body.</p> <p>The associated laboratory provides an opportunity to validate the concepts taught and enhances the ability to visualize the real system performance, using both hardware and simulation tools.</p>			
Course Objective		The objective of the course is <u>SKILL DEVELOPMENT</u> of student by using <u>PARTICIPATIVE LEARNING</u> techniques using virtual testing through simulation in ANSYS software/Matlab/CCS Studio.			
Course Outcomes		<p>On successful completion of the course students shall be able to:</p> <ol style="list-style-type: none"> 5. Demonstrate the concept of resistive and reactive sensors which can be applied for real life applications. 6. Understand the working principle of special purpose sensors and the need for developing smart sensors. 7. Describe the taxonomy of the wearable devices and its design constraints for measuring physical and biological signals. 8. Perform experimental study of various sensors. 			
Course Content:					
Module 1	Resistive and Reactive Sensors	Assignment		Case study based	08 Classes
	<p>Topics: Overview of Measurement System, Instruments and errors in sensing systems. Resistive sensors- Potentiometers, strain gages (piezo-resistive effect), resistive temperature detectors (RTD), thermistors, magneto- resistors, light dependent resistor (LDR), resistive hygrometers, resistive gas sensors. Wearable applications: Strain sensor for monitoring Physiological signals, body movement.</p>				
Module 2	Smart Sensors and Applications	Project		Small hardware based	09 Classes
	<p>Topics: Integrated and Smart sensors, IEEE 1451 standard & Transducer Electronic Datasheets (TEDs), Overview of various smart sensors: Digital temperature sensor (DS1621, TMP36GZ), Humidity sensor (DHT11, DHT22, FC28), IR sensor (FC51), Gas sensor (MQ2,MQ8), Pressure sensors (BMP180), Accelerometers (ADXL335), etc, Structural health monitoring sensors, Introduction to MEMS and Flexible sensors.</p>				
Module 3	Scope of Wearable Devices	Assignment		Small hardware based	08 Classes
	<p>Topics: Role of Wearables, Attributes of Wearables, The Meta Wearables – Textiles and clothing, Wearable and noninvasive assistive technologies, Detection and Characterization of food intake by wearable sensors, Wearing sensors inside and outside of the Human body for early detection of diseases.</p>				

	<p>List of Laboratory Tasks: Nil</p> <p>Targeted Application & Tools that can be used:</p> <p>Targeted Applications: :</p> <ol style="list-style-type: none"> 1. Fabrication of interdigitated (IDE) electrodes. 2. Piezoresistive sensors for cuffless blood pressure measurement. 3. Wearable sensors for Body Temperature: Intermittent and Continuous temperature monitoring. 4. Smart textile for neurological rehabilitation system (NRS) 5. Epidermal electronics system (EES) 6. 3D imaging and motion capture 7. safety and security, navigation, Enhancing sports media, Automatic digital diary 8. AI for respiratory diagnostics and clinical trials. <p>Professionally Used Software: python/C,C++, Virtual testing through simulation in ANSYS software.</p>
	<p>Project work/Assignment/Quiz:</p> <ol style="list-style-type: none"> 1. Case Studies: At the end of the course students will be given a 'real-world' Wearable application based devices etc. as a case study. Students will be submitting a report which will include Block/Circuit Diagrams, Design, Working Mechanism and Results etc. in appropriate format. 2. Book/Article review: At the end of each module a book reference or an article topic will be given to an individual or a group of students. They need to refer the library resources and write a report on their understanding about the assigned article in appropriate format. Presidency University Library Link . 3. Presentation: There will be a group presentation, where the students will be given a topic. They will have to explain/demonstrate the working and discuss the applications for the same.
	<p>Text Book(s):</p> <p>1 "Wearable Sensors: Fundamentals, Implementation and Applications", 2014, Academic Press/Elsevier, ISBN 978-0124186620, Edward Sazonov, Michael R. Neuman (editors), 2nd edition.</p>
	<p>Reference(s):</p> <p>Reference Book(s):</p> <ol style="list-style-type: none"> 1 "Wearable Electronics Sensors-For Safe and Healthy Living", Subhas Chandra Mukhopadhyay, Springer 2015 2 M. Mardonova and Y. Choi, "Review of Wearable Device Technology and Its Applications to the Mining Industry," Energies, vol. 11, p. 547, 2018. 3 "Environmental, Chemical and Medical Sensors", by Shantanu Bhattacharya, A K Agarwal, Nripen Chanda, Ashok Pandey and Ashis Kumar Sen, Springer Nature Singapore Pte Ltd. 2018 <p>Online Resources (e-books, notes, ppts, video lectures etc.):</p> <ol style="list-style-type: none"> 1. https://www.coursera.org/lecture/healthcare-it/module-3-wearables-w1ayK 2. https://www.coursera.org/lecture/introduction-to-digital-health/mobile-applications-and-wearable-technologies-FnyjI 3. https://nptel.ac.in/courses/112/107/112107289/ 4. https://nptel.ac.in/courses/112/105/112105249/ 5. https://www.intechopen.com/chapters/66880 6. Presidency University Library Link :- https://presiuniv.knimbus.com/user#/home <p>E-Content: (Presidency University E-resources)</p> <ol style="list-style-type: none"> 1. https://presiuniv.knimbus.com/openFullText.html?DP=http://www.intechopen.com/books/advanced-trends-in-wireless-communications 2. https://www.intechopen.com/books/5408

	3. https://jwcn-urasipjournals.springeropen.com/articles/10.1186/s13638-022-02110-w 4. https://www.ksp.kit.edu/site/books/m/10.5445/KSP/1000051989/ 5. https://www.mdpi.com/books/pdfview/book/1088
	Topics related to development of "EMPLOYABILITY": Textiles and clothing, Social Aspects: Interpretation of Aesthetics, Adoption of Innovation, Health monitoring sensors. Students will learn various sensors and their broad applications from employability skills.
Catalogue prepared by	Mrs. Amrutha V Nair
Recommended by the Board of Studies on	15 th BOS held on 28/07/2022
Date of Approval by the Academic Council	Meeting No. 18 th , Dated 03/08/2022

Course Code: ECE3433	Course Title: Wearable Devices and its Applications Type of Course: Discipline Elective & Theory	L-T-P-C	3	0	0	3
Version No.	1.0					
Course Pre-requisites	Fundamentals of Wireless Communication					

Anti-requisites	NIL			
Course Description	The objective of this course is to make the students to understand the need for development of wearable devices and its implications on various sectors. It will also comprehend the design and development of various wearable inertial sensors and wearable bio-electrode and physiological activity monitoring devices for use in healthcare applications. The course will enable the students to become acquainted with various wearable locomotive sensors as assistive devices for tracking and navigation. This course also helps in carrying out research and development activities or employment opportunities in the area of wearable devices.			
Course Objective	The objective of the course is to familiarize the learners with the concepts of Wearable Devices and its Applications and attain EMPLOYABILITY SKILLS through PARTICIPATIVE LEARNING			
Course Outcomes	On successful completion of the course students shall be able to: 1. Identify and understand the need for development of wearable devices and their influence on various sectors. 2. Discuss the applications of various wearable inertial sensors for biomedical applications. 3. Identify the use of various wearable locomotive tools for safety, security and navigation. 4. Design and develop various wearable devices for detection of biochemical and physiological body signals, environmental monitoring, safety and navigational assistive devices.			
Course Content:				
Module 1	Introduction to Wearable Devices	Quiz	Memory Recall based Quiz	09 Classes
Topics: Motivation for development of Wearable Devices, The emergence of wearable computing and wearable electronics, Types of wearable sensors: Invasive, Non-invasive; Intelligent clothing, Industry sectors' overview-sports, healthcare, Fashion and entertainment, military, environment monitoring, mining industry, public sector and safety.				
Module 2	Wearable Inertial Sensors	Assignment	Case study based	08 Classes
Topics: Wearable Inertial Sensors-Accelerometers, Gyroscopic sensors and Magnetic sensors; Modality of Measurement- Wearable Sensors, Invisible Sensors, In-Shoe Force and Pressure Measurement; Applications: Fall Risk Assessment, Fall Detection, Gait Analysis, Quantitative Evaluation of Hemiplegic and Parkinson's Disease patients. Physical Activity monitoring: Human Kinetics, Cardiac Activity, Energy Expenditure measurement: Pedometers, Altigraphs.				
Module 3	Wearable Cameras and Microphones for Navigation	Project	Small hardware based	14 Classes
Topics: Cameras in wearable devices, Applications in safety and security, navigation, Enhancing sports media, Automatic digital diary. Cameras in smart-watches; Use of Wearable Microphones: MEMS microphones, Bioacoustics, Microphones and AI for respiratory diagnostics and clinical trials. Wearable Assistive Devices for the Blind - Hearing and Touch sensation, Assistive Devices for Fingers and Hands, Assistive Devices for wrist, forearm and feet, vests and belts, head-mounted devices.				
Module 4	Other Applications	Assignment	Small hardware based	08 Classes

Topics:

Wearables for life in space: Life on Moon and Mars, Optical cardiovascular Monitoring, Bioimpedance systems for home care monitoring using BSNs: the IPANEMA BSN , Fatigue monitoring techniques: Methods and wearables.

List of Laboratory Tasks: Nil

Targeted Application & Tools that can be used:

Targeted Applications:

1. Fabrication of interdigitated (IDE) electrodes.
2. Piezoresistive sensors for cuffless blood pressure measurement.
3. Wearable sensors for Body Temperature: Intermittent and Continuous temperature monitoring.
4. Smart textile for neurological rehabilitation system (NRS)
5. Epidermal electronic system (EES)
6. 3D imaging and motion capture
7. safety and security, navigation, Enhancing sports media, Automatic digital diary
8. AI for respiratory diagnostics and clinical trials.

Professionally Used Software: ANSYS software, python/C, C++

Project work/Assignment/Quiz:

1. Students will be made into groups and given programming assignments at the end of each module. Students need to use MULTISIM for these assignments.
2. Book Review/ Article review: A chapter of a book or an article will be given to each student. They need to visit the library and write a report on their understanding about the assigned article for 1 page.
3. Presentation: There will be a group presentation on the programming assignment or any course related self-study topic/research related topic they had done.

Text Book(s):

- 1 "Seamless Healthcare Monitoring", Toshiyo Tamura and Wenxi Chen, Springer 2018, 1st edition
- 2 "Wearable Sensors-Fundamentals, Implementation and Applications", by Edward Sazonov and Michael R. Neuman, Elsevier Inc., 2014, 2nd edition

Reference(s):

Reference Book(s):

- 1 "Wearable Electronics Sensors-For Safe and Healthy Living", Subhas Chandra Mukhopadhyay, Springer 2015
- 2 M. Mardonova and Y. Choi, "Review of Wearable Device Technology and Its Application to the Mining Industry," Energies, vol. 11, p. 547, 2018.
- 3 "Environmental, Chemical and Medical Sensors", by Shantanu Bhattacharya, A. K. Agarwal, Nripen Chandra, Ashok Pandey and Ashis Kumar Sen, Springer Nature Singapore Pte Ltd. 2018
- 4 M. Mardonova and Y. Choi, "Review of Wearable Device Technology and Its Application to the Mining Industry," Energies, vol. 11, p. 547, 2018.

Online Lectures:

7. <https://www.coursera.org/lecture/healthcare-it/module-3-wearables-w1ayK>
8. <https://www.coursera.org/lecture/introduction-to-digital-health/mobile-applications-and-wearable-technologies-FnyjT>
9. Presidency University Library Link :- <https://presiuniv.knimbus.com/user#/home>

Website:

1. <https://nptel.ac.in/courses/112/107/112107289/>
2. <https://nptel.ac.in/courses/112/105/112105249/>
3. <https://www.intechopen.com/chapters/66880>

E-Content: (Presidency University E-resources)

7. https://jwcn-eurasipjournals.springeropen.com/articles/10.1186/s13638-022-02110-w 8. https://www.ksp.kit.edu/site/books/m/10.5445/KSP/1000051989/ 9. https://www.mdpi.com/books/pdfview/book/1088	
Topics relevant to "EMPLOYABILITY": Design and development of various wearable bio-electrode and physiological activity monitoring devices for use in healthcare applications, Wearable devices with Global Positioning System (GPS) integration for tracking and navigation, Wearable Optical Sensors EMPLOYABILITY SKILLS through PARTICIPATIVE LEARNING Techniques. This is attained through assessment component mentioned in course handout.	
Catalogue prepared by	Ms. Amrutha V Nair
Recommended by the Board of Studies on	15th BOS held on 28/07/2022
Date of Approval by the Academic Council	Meeting No. 18th, Dated 03/08/2022

Course Code: ECE3434	Course Title: Embedded Platforms for Wearables Type of Course: Wearable Technologies, Theory only	L-T-P-C	3	0	0	3
Version No.	2.0					
Course Pre-requisites	Microprocessor, Microcontroller, Fundamentals of Wearable Sensing					

Anti-requisites		NIL			
Course Description		The objective of this course is to introduce concepts of wearable embedded system design and the insight of various ARM Cortex architectures and its applications in various areas of wearable computing and to introduce the I/O interfacing with ARM Cortex architectures.			
Course Objective		The objective of the course is to familiarize the learners with the concepts of Embedded Platforms for Wearables and attain EMPLOYABILITY SKILLS through PARTICPATIVE LEARNING			
Course Outcomes		On successful completion of this course the students shall be able to: 1) Understand design issues of wearable embedded system design 2) Explore various ARM processor architectures for wearable applications 3) Program ARM Cortex architecture using assembly and C programming 4) Interface I/O peripherals with ARM Cortex			
Course Content:					
Module 1	Introduction to Wearable Embedded Systems	Quiz	Memory Recall based Quizzes		06session
	Topics: Introduction to wearable embedded systems, Challenges in the design of wearable embedded system design, Design Methodology for wearable embedded systems, Selection criteria of embedded processor for wearable embedded systems, Application areas of wearable embedded systems.				
Module 2	Wearable Embedded Architectures	Assignment / Quiz	Programming and Simulation task / Memory Recall based Quizzes		10 session
	Topics: Features of ARM Cortex Series, Comparison of ARM Cortex-M and Cortex-A architectures, addressing modes, ARM instruction set for ARM Cortex.				
Module 3	Programming Embedded Architecture and Interfacing	Assignment / Quiz	Programming and Simulation task / Memory Recall based Quizzes		12 session
	Topics: Assembly language Programming, Embedded C Programming, Code Density and Thumb Mode in ARM, Power Control in ARM, Interrupt structure of ARM Cortex architecture, Interfacing with ARM Cortex: - LED, LCD, Keypad, PWM Programming, Communication Protocols: - Bluetooth, USB, CAN BUS, MOD BUS, UART, I2C.				
Module 4	Case Studies	Assignment	Programming Assignment		12 session
	Topics: Various case studies of wearable system design:- Wearable Smart Watch, Hearing Aid for person with disability, Body parameter measurement in medical field, agricultural monitoring devices etc.				
	List of Laboratory Tasks: Nil				
	Targeted Application & Tools that can be used:				

	<p>Targeted Applications: Biomedical Embedded Systems Design, Wearable gadget design and development</p> <p>Professionally Used Software: ARM Keil uVision-5, Code Composer Studio (CCS)</p>
	<p>Project Work/Assignment:</p> <p>1. Case Study: At the end of the course students will be given a 'real-world' application-based on wearable embedded system as a case study. Students will be submitting a report which will include Application Design, sensors used, middleware protocols used and working mechanism etc. in appropriate format.</p> <p>2. Book/Article review: At the end of the course a literature review of any 01 recent articles from the reputed national and international journal/ conferences will be given by students. They need to refer to tools like Scopus/ Google-Scholar and submit a report on their understanding of the assigned article in appropriate format.</p> <p>3. Presentation: There will be a group presentation, where the students will be given a topic. They will have to present their review work.</p>
	<p>Text Book(s):</p> <ol style="list-style-type: none"> 11. Andrew N. Sloss, Dominic Symes, Chris Wright, "ARM System Developer's Guide, Designing and Optimizing System Software", Morgan Kaufmann Publishers, 1st edition 12. Frank Vahid, Tony Givargis, "Embedded System Design: Unified Hardware/Software Design", John Wiley & Sons, 2nd Edition,
	<p>Reference(s):</p> <p>Reference Book(s):</p> <ol style="list-style-type: none"> 1. Enzo Pasquale Scilingo, Gaetano Valenza, "Wearable Electronics and Embedded Computing Systems for Biomedical Applications", MDPI AG, Switzerland, 1st Edition 2. Alexander G. Dean, "Embedded Systems Fundamentals with Arm Cortex M Based Microcontrollers: A Practical Approach", ARM Education Media, 2nd Edition 3. ARM Cortex Datasheet available on (https://www.arm.com/) <p>Online Resources (e-books, notes, pts, video lectures etc.):</p> <ol style="list-style-type: none"> 19. Online NPTEL course :- https://onlinecourses.nptel.ac.in/noc22_ee12/preview 20. Notes: https://www.intel.com/content/dam/www/programmable/us/en/pdfs/literature/third-party/ddi0100e_arm_arm.pdf 21. NPTEL online video content:- http://www.digimat.in/nptel/courses/video/106105160/L22.html 22. https://presiuniv.knimbus.com/user#/home <p>E-content:</p> <ol style="list-style-type: none"> 13. Jin-Ho Yoo, Hyun-Tae Jeong, Yeon Cho, "A Study On The Wearable Embedded System Platform", The Journal of Korean Institute of Communications and Information Sciences, 2005 https://www.researchgate.net/publication/264114985_A_Study_On_The_Wearable_Embedded_System_Platform 14. Lech Józwiak, "Advanced mobile and wearable systems", Microprocessors and Microsystems, Volume 50, May 2017, Pages 202-221 https://www.sciencedirect.com/science/article/abs/pii/S0141933117300741#! 15. AMOL S. PATIL, UMESH J. TUPE, "Recent Trends in Platforms of Embedded Systems", International Journal of Creative Research Thoughts, VOL. 8, issue.11 https://www.ijcrt.org/papers/IJCRT2011003.pdf 16. D.T sai, W. Morley, G.J. Suaninga, N.H. Lovell, A wearable real-time image processor for a vision prosthesis Computer Methods and Programs in Biomedicine, Volume 95, Issue 3, September 2009, Pages 258-269 https://www.sciencedirect.com/science/article/abs/pii/S0169260709000923
	<p>Topics relevant to "EMPLOYABILITY": Interfacing with ARM, programming ARM with assembly and C for developing EMPLOYABILITY SKILLS through PARTICIPATIVE LEARNING Techniques. This is attained through assessment component mentioned in course handout.</p>

Catalogue prepared by		Mr. Kiran Dhanaji Kale
Recommended by the Board of Studies on		15th BOS held on 28/07/2022
Date of Approval by the Academic Council		Meeting No. 18th, Dated 03/08/2022

Course Code: ECE3435	Course Title: Wireless Technologies for Wearables Type of Course: Discipline Elective & Theory only		L- T-P- C	3	0	0	3
Version No.	1.0						
Course Pre-requisites	Basic concepts of Engineering Mathematics, Basic concepts of Wearable Technology ,Knowledge of basic EM theory and sensors						
Anti-requisites	NIL						
Course Description	1. Identify the need for development of wearable devices and its implications on various sectors. 2. Comprehend the design and development of various wearable inertial sensors and wearable bio-electrode and physiological activity monitoring devices for use in healthcare applications. 3. Acquaint various wearable locomotive sensors as assistive devices for tracking and navigation						
Course Objective	The objective of the course is to familiarize the learners with the concepts of Wireless Technologies for Wearables and attain EMPLOYABILITY SKILLS through PARTICIPATIVE LEARNING						
Course Outcomes	On successful completion of the course the students shall be able to: 1. Identify and understand the need for development of wearable devices and its influence on various sectors. 2. Discuss the applications of various wearable inertial sensors for biomedical applications. 3. Comprehend the design and development of various wearable bio-electrode and physiological activity monitoring devices for use in healthcare applications. 4. Design and develop various wearable devices for detection of physiological body signals, environmental monitoring, safety and navigational assistive devices 5. Identify the use of various wearable locomotive tools for safety and security, navigation. 6. Acquaint the usage of wearable devices as assistive devices, diagnostic devices and other modern applications.						
Course Content:							
Module 1	Introduction to Wearable Devices	Assignment	Memory Recall based Quizzes		10 Sessions		
	Topics: Motivation for development of Wearable Devices, The emergence of wearable computing and wearable electronics, Types of wearable sensors: Invasive, Non-invasive; Intelligent clothing, Industry sectors' overview – sports, healthcare, Fashion and entertainment, military, environment monitoring, mining industry, public sector and safety. Wearable Sensors, Invisible Sensors, In-Shoe Force and Pressure Measurement; Applications Cardiac Activity, Pedometers.						
Module 2	Wireless technologies for wearable devices	Assignment / Quiz	Memory Recall based Quizzes		10 Sessions		
	Topics: Topics: wireless technologies for wearable: NFC, BLE, wi-fi Cellular etc. Wearable system for BAN (Body area network), system architecture ,Human movement identification system, Human activity recognition system, E-health application, Assistive technology for Disabilities, sports and fitness, Augmented reality.						
Module 3	Wearable Devices for Healthcare	Assignment / Quiz	Memory Recall based Quizzes		8 Sessions		

	<p>Topics: Smart textile for neurological rehabilitation system (NRS), Study of flexible and wearable EMG sensors. Epidermal electronics system (EES), Study of Multi-parametric (ECG, EEG, EMG) Epidermal Electronics Systems. Wearable Blood Pressure (BP) Measurement: Cuff-Based Sphygmomanometer, Cuffless Blood Pressure Monitor. Study of flexible and wearable Piezoresistive sensors for cuffless blood pressure measurement. Wearable sensors for Body Temperature: Intermittent and Continuous temperature monitoring, Detection principles – thermistor, infrared radiation, thermopile.</p>				
Module 4	Wearable Cameras and Microphones for Navigation	Assignment	Memory Recall based Quizzes		12 Sessions
	<p>Topics: Cameras in wearable devices, Applications in safety and security, navigation, Enhancing sports media, Automatic digital diary. Cameras in smart-watches; Use of Wearable Microphones: MEMS microphones, Bioacoustics, Microphones and AI for respiratory diagnostics and clinical trials. Wearable Assistive Devices for the Blind - Hearing and Touch sensation, Assistive Devices for Fingers and Hands, Assistive Devices for wrist, forearm and feet, vests and belts, head-mounted devices.</p>				
	<p>Targeted Application & Tools that can be used: Application Area:</p> <p>Wearable technology is a ubiquitous technology to monitor human beings or animals. It includes all the wearable devices, sensors in devices, communication protocols including Bluetooth, Zigbee and 3G/4G/5G, cloud computing, data fusion algorithms, and big data. The integration of all these technologies evolved an amazing technology with a huge attraction of people and within a few years, those companies who are doing their business are at the top. We are getting surrounded by wearable technology day by day. They have multiple applications in our daily life including health monitoring, education, activity monitoring, fashion, and security.</p> <p>Professionally Used Software: students can use open SOURCE Softwares like Arduino IDE, Python IDLE, Jupiter etc.</p>				
	Project work/Assignment:				
	<ol style="list-style-type: none"> 1. Mini Projects: At the end of the course students will be assigned a project work on solving many societal relevant problems in the field of wearables. 2. Book/Article review: At the end of each module a book reference or an article topic will be given to an individual or a group of students. They need to refer the library resources and write a report on their understanding about the assigned article in an appropriate format. Presidency University Library Link. 3. Presentation: There will be a group presentation, where the students will be given a project on wearable device applications. They will have to explain/demonstrate the working and discuss the applications for the same <p>Assignment-1: Study of Wearable EEG electrodes: Design and measurement of electrical activity of brain.</p> <p>Assignment-2. Study of Wearable EMG electrodes: Design and measurement of electrical activity of muscle cells.</p> <p>Assignment-3: Study of Wearable motion sensors using textile based MEMS accelerometer</p>				
	<p>Text Books:</p> <ol style="list-style-type: none"> 1. "Seamless Healthcare Monitoring", Toshiyo Tamura and Wenxi Chen, Springer 2018 2. "Wearable Sensors -Fundamentals, Implementation and Applications", by Edward Sazonov and Michael R. Neuman, Elsevier Inc., 2014. 3. "Wearable and Autonomous Biomedical Devices and Systems for Smart Environment", by Aimé Lay-Ekuakille and Subhas Chandra Mukhopadhyay, Springer 2010. 				

<p>Reference Books:</p> <ol style="list-style-type: none"> 1. "Wearable Electronics Sensors - For Safe and Healthy Living", Subhas Chandra Mukhopadhyay, Springer 2015. 2. "Environmental, Chemical and Medical Sensors", by Shantanu Bhattacharya, A K Agarwal, Nripen Chanda, Ashok Pandey and Ashis Kumar Sen, Springer Nature Singapore Pte Ltd. 2018 3. "Review of Wearable Device Technology and Its Applications to the Mining Industry," Energies, by M. Mardonova and Y. Choi, vol. 11, p. 547, 2018. <p>Online Resources (e-books, notes, ppts, video lectures etc.):</p> <ol style="list-style-type: none"> 17. Ambient assisted living and enhanced living environments: principles, technologies and control Ciprian Dobre, First Edition <https://www.elsevier.com/books/ambient-assisted-living-and-enhanced-living-environments/dobre/978-0-12-805195-5 > 18. Introduction to wearable technologies <https://www.mdpi.com/books/pdfdownload/book/1088> 19. Case studies on Wearable technology <https://www.htciitm.org/wearables> <p>E-content:</p> <ol style="list-style-type: none"> 8. Patel, S., Park, H., Bonato, "A review of wearable sensors and systems with application in rehabilitation" J NeuroEngineering Rehabil 9, 21 (2012). https://doi.org/10.1186/1743-0003-9-21. 9. Muhammad Mahtab Alam, "Wearable Wireless Sensor Networks: Applications, Standards and Research Trends" Jan 2015 http://dx.doi.org/10.1201/b20085-6. 10. Bujari, A. & Gaggi, Ombretta & Quadrio, Giacomo. (2018). Smart Wearable Sensors: Analysis of a Real Case Study. 10.1109/PIMRC.2018.8580729 ." <i>Ieee Micro</i>, vol. 16, no. 6 (1996), pp 10-20. 11. Presidency University Library Link :- https://presiuniv.knimbus.com/user#/home 		
<p>Topics relevant to "EMPLOYABILITY": Wearable Devices for Healthcare, Wearable Cameras and Microphones for Navigation for developing EMPLOYABILITY SKILLS through PARTICIPATIVE LEARNING Techniques. This is attained through assessment component mentioned in course handout.</p>		
Catalogue prepared by		Dr.M.S Divya Rani Dr. Sumantra Chaudhuri
Recommended by the Board of Studies on		15th BOS held on 28/07/2022
Date of Approval by the Academic Council		Meeting No. 18th, Dated 03/08/2022

Course Code: ECE3437	Course Title: Wearable and Ubiquitous Computing	L-T-P-C	3	0	0	3
-------------------------	---	---------	---	---	---	---

	Type of Course: Discipline Elective, Theory Only						
Version No.	1.0						
Course Pre-requisites	Basic concepts of NFC, Wireless LAN						
Anti-requisites	NIL						
Course Description	The goal of this course is to acquaint students with some of the fundamental concepts and state-of-the-art research in the areas of ubiquitous computing. Since this field is rapidly progressing, the course is aimed at students who want to explore it as researchers or track its evolution. The major focus of this is to course is to explore the high level facilities, system architecture and protocols of the ubiquitous system and apply data analytics to facilitate next generation computing. A significant portion of the course will cover the Internet of Things (IoT). Less emphasis will be given to the hardware and device level details.						
Course Objective	This course is designed to improve the learners' EMPLOYABILITY SKILLS by using EXPERIENTIAL LEARNING techniques using AI & IOT.						
Course Outcomes	On successful completion of this course the students shall be able to: (1) Describe the various types of location based architectures and its application. (2) Discuss the basics of context aware architecture and its applications. (3) Explain the augmented reality of digital pen and paper. (4) Employ techniques IoT in data processing and analysis.						
Course Content:							
Module 1	Introduction to Networking Basics and Location in ubiquitous computing:	Quiz	Memory Recall based Quizzes		10Sessions		
Topics: Overview, Challenges, NFC, Wireless LAN, Personal assistants, Location aware computing, Location tracking, Architecture, Location based service and applications, Location based social networks (LBSN), LBSN Recommendation.							
Module 2	Context-aware computing	Assignment/Quiz	Theoretical Understanding		11 Sessions		
Topics: Context and Context-aware Computing, Issues and Challenges, Developing Context-aware Applications, System Architecture, Privacy and security in ubiquitous computing, Energy constraints in ubiquitous computing.							
Module 3	Wearable and Mobile affective computing	Assignment/Quiz	Theoretical Understanding		7 Sessions		
Topics: Glass and Augmented Reality, Eye-Tracking, Digital Pen and Paper, Mobile social networking & crowd sensing, Event based social network, Human Activity and Emotion Sensing, Health Apps, Mobile p2p computing, Smart Homes and Intelligent Buildings, Mobile HCI.							

Module 4	Introduction to IoT and data analytics	Assignment	Theoretical Understanding	9 Sessions
<p>Topics: Definition, trend, IOT components, IOT Applications, Cloud centric IOT, Open challenges, Architecture, Energy Efficiency, Participatory sensing, New Protocols, QoS, QoE, IOT and Data Management, Data cleaning and processing, Data storage, models, Search techniques.</p>				
<p>List of Laboratory Tasks: Nil</p>				
<p>Targeted Application & Tools that can be used: Application Area is in the field of assistive robotics, Automatic machine translation, object detection etc.</p>				
<p>Professionally Used Software: python/C,C++,Jupyter Notebook on cloud/ MATLAB.</p>				
<p>Project work/Assignment:</p>				
<p>1. Case Studies: At the conclusion of each module, we will have a 'case-based' discussion session for approximately half the class period. Cases will be from lecture / journal article content by considering a 'real-world' scenario where the course concepts can be applied. We will post the case one week in advance. For each case, each student from each group formed will write a 1-2-page executive summary outlining their understanding, including relevant analyses, schematics, and graphs. Guidelines on report format will be provided with the first case. Presidency University Library Link.</p> <p>2. Book/Article review: At the end of each module, a book or an article will be given to each student. They need to visit the library and write a report on their understanding about the assigned article for 1 page.</p> <p>3. Presentation: There will a group presentation on latest trends and advancements in Wearable robots.</p>				
<p>Text Book(s):</p> <ol style="list-style-type: none"> 1. Ubiquitous Computing Fundamentals, John Krumm, CRC Press, 2010 First Edition 2. Papers from the ACM and IEEE digital libraries. 				
<p>Reference(s):</p> <ol style="list-style-type: none"> 1. Jacob Rosan, "Wearable Robots", 2019, First Edition, Elsevier. 2. https://nptel.ac.in/courses/106/103/106103220/ <p>Online Resources (e-books, notes, ppts, video lectures etc.):</p> <ol style="list-style-type: none"> 1. Lecture Series on Embedded Systems by Dr. Santanu Chaudhury, Department of Electrical Engineering, IIT Delhi (315) Lecture - 37 Pervasive & Ubiquitous Computing - YouTube 2. Thad Starner reviews the greatest hits of wearable computing and describes an unusual and surprising application currently being explored at Georgia Tech, where Starner is an Associate Professor in the School of Interactive Computing. (315) Wearable Computing: the Next Generation of 'Borg' - YouTube <p>E-content:</p> <ol style="list-style-type: none"> 1. Context-awareness in wearable and ubiquitous computing by D Abowd, AK Dey, R Orr, J Brotherton - Virtual Reality, 1998 – Springer. 2. An architecture concept for ubiquitous computing aware wearable computers by M Bauer, B Brugge, G Klinker, computing Systems ..., 2002 - ieeexplore.ieee.org 3. Overview of the Internet of Things and Ubiquitous Computing S Mehrotra, S Sinha, SK Sharma - Blockchain Technology for ..., 2021 - taylorfrancis.com 				
<p>Topics relevant to "EMPLOYABILITY SKILLS": Semantic Web Data Management, Searching in IOT, Real-time and Big Data Analytics for The Internet of Things, Heterogeneous Data</p>				

Processing, High-dimensional Data Processing, Parallel and Distributed Data Processing for developing Employability Skills through Participative Learning techniques. This is attained through assessment component mentioned in course handout	
Catalogue prepared by	Ms. Swetha.G
Recommended by the Board of Studies on	15th BOS held on 28/07/2022
Date of Approval by the Academic Council	Meeting No. 18th, Dated 03/08/2022

Course Code: ECE3438	Course Title: Wearable Prosthetics and Robots	L-T-P-C	3	0	0	3
-------------------------	---	---------	---	---	---	---

	Type of Course: Discipline Elective, IoT Basket Theory Only					
Version No.	2.0					
Course Pre-requisites	Basic concepts of mechatronics and biomechanics					
Anti-requisites	NIL					
Course Description	<p>The purpose of this course is to enable the students to understand the fundamentals of wearable robot which is a mechatronic system that is designed around the shape and function of the human body, with segments and joints corresponding to those of the person it is externally coupled with.</p> <p>This course gives an overview of wearable robotics, providing the students with a complete understanding of the key applications and technologies suitable for its development. The course develops a technical thinking skills of the students and make them aware of the technology which is now employed in telemanipulation, man-amplification, neuromotor control research and rehabilitation, and to assist with impaired human motor control.</p>					
Course Objective	The objective of the course is to familiarize the learners with the concepts of Wearable Prosthetics and Robots and attain EMPLOYABILITY SKILLS through PARTICPATIVE LEARNING					
Course Outcomes	<p>On successful completion of this course the students shall be able to:</p> <p>(1) Describe the various types of exoskeletons and its application.</p> <p>(2) Discuss the basis of bioinspiration and biomimetic in wearable robots</p> <p>(3) Explain the kinematics dynamics involved in wearable robots.</p> <p>(4) Employ techniques for human-robot cognitive interaction.</p>					
Course Content:						
Module 1	Introduction to Wearable Robots	Quiz	Memory Recall based Quizzes	10Sessions		
<p>Topics:</p> <p>Wearable robots and exoskeletons, role of bio inspiration and bio mechatronics in wearable robots, Technologies involved in robotic exoskeletons,A classification of wearable exoskeletons: application domains.</p>						
Module 2	Basis for bioinspiration and biomimetic in wearablerobots	Assignment/Quiz	Theoretical Understanding	9 Sessions		
<p>Topics:</p> <p>Introduction; General principles in biological design: Optimization of objective functions-energy consumption, Multifunctionality and adaptability,Evolution; Development of biologically inspired design: Biological models, Neuromotor control structures and mechanisms as models, Muscular physiology as a model, Sensorimotor mechanisms as a model, Biomechanics of human limbs as a model.</p>						
Module 3	Kinematics and dynamics	Assignment/Quiz	Theoretical Understanding	7 Sessions		

	of wearable robots			
<p>Topics: Introduction; Robot mechanics-motion equations: Kinematics analysis, Dynamic analysis; Human biomechanics: Medical description of human movements: Arm Kinematics, Leg kinematics, Kinematic models of the limbs, Dynamic modelling of the human limbs; Kinematics redundancy in exoskeleton systems: Introduction to kinematic redundancies, Redundancies in human-exoskeleton systems.</p>				
Module 4	Human-robot cognitive interaction	Assignment	Theoretical Understanding	9 Sessions
<p>Topics: Introduction to human-robot interaction; cHRI using bioelectrical monitoring of brain activity; Physiology of brain activity; Electroencephalography (EEG) models and parameters; Brain-controlled interfaces: approaches and algorithms; cHRI through bioelectrical monitoring of muscle activity (EMG); Physiology of muscle activity; Electromyography models and parameters; Surface EMG signal feature extraction; Classification of EMG activity; Force and torque estimation;cHRI through biomechanical monitoring ; Biomechanical models and parameters; Biomechanically controlled interfaces: approaches and algorithms.</p>				
<p>Targeted Application & Tools that can be used:</p> <p>Application Area is in the field of assistive robotics</p> <p>Professionally Used Software: python/C,C++</p>				
<p>Text Book(s):</p> <ol style="list-style-type: none"> 1. Pons, José L. Wearable robots: bio mechatronic exoskeletons, John Wiley & Sons, 2008 				
<p>Reference(s):</p> <ol style="list-style-type: none"> 1. Winter, David A. Biomechanics and motor control of human movement . John Wiley & Sons, 2009 2. Jacob Rosan, "Wearable Robots", 2019, First EditionWearable Robots",, Elsevier <p>Online Resources (e-books, notes, ppts, video lectures etc.):</p> <ol style="list-style-type: none"> 1. https://nptel.ac.in/courses/112/107/112107289/ 2. https://nptel.ac.in/courses/112/105/112105249/ 3. (315) 06: Wearable Robotic Technologies - Chapter 3 - Exoskeletons (Part 2) - YouTube <p>E-content:</p> <ol style="list-style-type: none"> 1. Simulation of Stand-to-Sit Biomechanics for <i>Robotic</i> Exoskeletons and <i>Prostheses</i> with Energy Regeneration. IEEE Transactions on Medical <i>Robotics</i> 2. <u>Benchmarking Wearable Robots: Challenges and ... – Frontiers-</u> frobt.2020.561774 > full">https://www.frontiersin.org > frobt.2020.561774 > full by D Torricelli · 2020 3. <u>Human-Centered Design of Wearable Neuroprostheses-</u> aimagazine > article > by JL Contreras-Vidal">https://ojs.aaai.org > aimagazine > article > by JL Contreras-Vidal · 2015. 				
<p>Topics relevant to "EMPLOYABILITY SKILLS": Electromyography models and parameters; Surface EMG signal feature extraction; Classification of EMG activity; Force and torque estimation for developing Employability Skills through Participative Learning techniques. This is attained through assessment component mentioned in course handout</p>				

Catalogue prepared by	Ms.Swetha.G
Recommended by the Board of Studies on	15th BOS held on 28/07/2022
Date of Approval by the Academic Council	Meeting No. 18th, Dated 03/08/2022

IoT & Sensor Technologies Basket

Course Code: ECE3439	Course Title: IoT: Architecture and Protocols		L- T- P- C	3	0	0	3
Type of Course:							
Version No.	2.0						
Course Pre-requisites	NIL						
Anti-requisites	NIL						
Course Description	The purpose of this course is to introduce the students to the Internet of Things (IoT) technologies and Industry 4.0 which is transforming the industry by integrating modern technology with the help of sensors, computational processes and communication technologies. The course inculcates critical thinking skill within students to develop and design a complete solution using program and interfacing hardware to provide wireless or wired smart solutions. The nature of course being comprehensive as well as application based, covers number of quizzes, simulations and interfacing practical's which helps to enhance students' abilities to become an IoT Application Designer						
Course Objective	The objective of the course is <u>SKILL DEVELOPMENT</u> of student by using <u>PARTICIPATIVE LEARNING</u> techniques						
Course Outcomes	On successful completion of this course the students shall be able to: vi) Discuss the various types of IoT architectures. vii) Explore various cloud based architecture. viii) Discuss various types of communication protocol used in IoT applications. ix) Design a IoT based application .						
Course Content:							
Module 1	IoT Architecture & components	Assignment/ Quiz	Memory Recall based Quizzes	12 Sessions			
Topics: Basics of IoT, Design and Components, future of the technology, scope and Challenges, IoT enabled Areas, characteristics, Market research for the technology, Sensors and actuators, M2M IoT standard Architecture, IoT world forum (IoTWF) standardized architecture. Architecture (2 ,3 Layer) , Physical device and control layer, Connectivity layer, edge computing layer, Upper layers, IoT reference Model . simplified IoT architecture-A core of IoT functional Stack							
Module 2	Data management	Assignment/ Quiz	Real time Application Project	12 Sessions			
Topics: Selection of IoT Platform, Embedded System, data management and computing stack- Edge computing, Fog computing cloud computing, Cloud architecture, SaaS, PaaS, IaaS. Cloud service provider Google Cloud, AWS							
Module 3	Communication in IoT	Assignment/ Quiz	Memory Recall based Quiz	11 Sessions			
Iot Accessing technology- IEEE 802.15.1, networking layers, physical layer and topology. IPV4 and IPV6 Addressing IoT nodes, IoT Edge, 6LOWPAN, MQTT, AMQP, COAP and MDNS, Web socket Application aware communication, Network and channel aware communication							

– Topologies and Hierarchy, IoT LAN and WAN connectivity RFID, BLE, LPWAN, LORA. Real time application of IoT.
List of Laboratory Tasks: NIL
Targeted Application & Tools that can be used: <p>Important Applications range from civilian to defense sectors. These domains include agriculture, space, healthcare, manufacturing, construction, water, and mining, which are presently transitioning their legacy infrastructure to support IOT</p> <p>Professionally Used Software: Kiel, C and Python, Arduino boards and RaspberryPi</p>
Project Work/Assignment:
<p>1. Case Studies: At the end of the course students will be given a 'real-world' application based circuits like Power Amplifier, Signal/Function Generator etc. as a case study. Students will be submitting a report which will include Circuit Diagrams, Design, Working Mechanism and Results etc. in appropriate format.</p> <p>2. Book/Article review: At the end of each module a book reference or an article topic will be given to each student. They need to visit the library and write a report on their understanding about the assigned article in appropriate format. Presidency University Library Link.</p> <p>3. Presentation: There will be a group presentation, where the students will be given a topic. They will have to explain/demonstrate the working and discuss the applications for the same.</p> <p>4. Assignment: Project Assignment: Design a IOT based application for healthcare and agriculture and physically challenged peoples.</p> <p>Assignment: 1] Write a brief report on Current IOT based systems available and identify their components, the Network they are using to communicate.</p> <p>Assignment: 2] Design a IOT based application for</p> <ol style="list-style-type: none"> Health care Agriculture Transport Management Stock Management COVID-19
Text Book(s):
<p>1. Sudip Misra, , Anandarup Mukherjee, Arijit Roy " Introduction to IOT ", Cambridge University Press, January 2021</p>
Reference(s): Reference Book(s):
<p>R1 Arshdeep Bagha & Vijay Madiseti, " Internet of Things a Hands on Approach"</p> <p>R2 Adrian McEwen & Hakim Cassimally "Designing the Internet of Things"</p> <p>R3 IoT Fundamentals Networking Technologies, Protocols, and Use Cases for the Internet of Things By David Hanes, CCIE No. 3491 Gonzalo Salgueiro, CCIE No. 4541</p>
Online Resources (e-books, notes, ppts, video lectures etc.):
<p>1.. https://nptel.ac.in/courses/117/103/117103063/</p> <p>2 .https://nptel.ac.in/courses/108108179</p>
E-Content:-

<ol style="list-style-type: none"> 1 Cheena Sharma and Naveen Kumar Gondhi 2018 3rd International Conference On Internet of Things: Smart Innovation and Usages (IoT-SIU) 23-24 Feb. 2018 Communication Protocol Stack for Constrained IoT Systems. https://ieeexplore.ieee.org/document/8519904/authors#authors 2 Bertha Mazon-Olivo and Alberto Pan IEEE Latin America Transactions 1 Jan.- 2022 Internet of Things: State-of-the-art, Computing Paradigms and Reference Architectures. https://ieeexplore.ieee.org/xpl/tocresult.jsp?isnumber=9662165 3. Isaac Odun-Ayo, M. Ananya, Frank Agono and Rowland Goddy-Worlu ,2018 18th International conference on Computational Science and Applications (ICCSA), 2-5 July 2018, Cloud Computing Architecture: A Critical Analysis. https://ieeexplore.ieee.org/document/8439638 1. Isaac Odun-Ayo, M. Ananya, Frank Agono and Rowland Goddy-Worlu ,2018 18th International Conference on Computational Science and Applications (ICCSA), 2-5 July 2018, Cloud Computing Architecture: A Critical Analysis. https://ieeexplore.ieee.org/document/8439638 	
<p>Topics relevant to the: "FOUNDATION SKILLS", Introduction and background on IoT Technology, Introduction to IOT Technology, Cloud Computing</p> <p>Topics relevant to the: "EMPLOYABILITY", Industry 4.0 and IoT.</p>	
Catalogue prepared by	Mrs. Renuka Bhagwat
Recommended by the Board of Studies on	BOS NO: 15th BOS held on 28/07/2022
Date of Approval by the Academic Council	Academic Council Meeting No. 18, Dated 3/8/2022

Course Code: ECE3441	Course Title: IOT Edge Nodes and its Applications Type of Course : Theory	L-T- P- C	3	0	0	3
Version No.	1.0					
Course Pre-requisites	Concepts of Data Communication and Computer Networks, Embedded Systems.					
Anti-requisites	NIL					
Course Description	This course provides insights into the fundamentals of IOT and IOT based Edge nodes and systems to provide students with a good depth of knowledge of ddesigning Industrial IOT Systems for various applications. The course emphasizes on the IIOT architecture, Computing types, IOT Connecting technologies for IOT edge node.					
Course Objective	The objective of the course is to familiarize the learners with the concepts of IOT Edge Nodes and its Applications and to improve the learners' EMPLOYABILITY SKILLS by using EXPERIENTIAL LEARNING techniques using open source Design Tools.					
Course Outcomes	On successful completion of this course the students shall be able to: 1. Summarize the concept of IOT/IIOT and architecture of IoT/IIOT. 2. Generalize the computing types and highlight its importance in edge computing. 3. Demonstrate the computing types and highlight its importance in edge computing. 4. Illustrate Legacy Industrial and Modern Communication Protocols and Middleware Architecture, LoRaWAN- and Augmented reality.					
Course Content:						
Module 1	Introduction to IoT	Assignment	Memory Recall based Quizzes	10 session		
Topics: Overview and Basic concepts of IoT, IoT architecture and components, - Sensors, Interface, Networks, Key terms – IOT Platform, Interfaces, clouds, Data Analytics, Challenges. Various Architectures of IOT, Advantages & disadvantages. Physical Design of IoT, Logical Design of IoT, IoT enabling Technologies, IoT Applications.						
Module 2	Introduction to IIOT and the technical and business Innovators of Industrial Internet	Assignment	Memory Recall	10 session		
Industrial Internet - Reference Architecture; IIOT System components: Sensors, Gateways, Routers, Modem, Cloud brokers, servers and its integration, WSN, WSN network design for IOT, Role of edge nodes in IoT. The Technical & Business Innovators of Industrial Internet: Miniaturization, Cyber Physical Systems, Wireless Technology, IP Mobility, NFV, Cloud and Fog, Big Data & Analytics, M2M & Artificial Intelligence, Augmented Reality, 3D Printing. IIOT Reference architecture.						

Module 3	Introduction to Edge Computing and Challenges in Federating Edge Resources:	Assignment	Analysis and Verification	10 session
<p>Topics:</p> <p>Edge Computing Fundamentals: Definition and importance of edge computing, Differences between edge and cloud computing, Advantages and challenges of edge computing. IoT Edge Node Components: Sensors and actuators, Microcontrollers and processors, Communication modules and protocols, Power management in edge nodes. Relevant Technologies of Edge Computing, Cloud-Hierarchy of Edge Computing-Business Models-Opportunities and Challenges in Federating Edge Resources, and Orchestration of Network Slices in 5G, Edge, and Clouds</p>				
Module 4	Protocols, Middleware Software Patterns and user case study for Industrial Internet Systems:	Quiz	Application	10 session
<p>Modern Communication Protocols-Proximity Network Communication Protocols- Wireless Communication Technologies- Gateways: industrial gateways - CoAP (Constrained Application Protocol)- NFC. Publish/Subscribe Pattern: MQTT, XMPP, AMQP, DDS- Middleware Architecture- SigFox- LoRaWAN Augmented reality- Real-World Smart Factories, Application of IIOT: Case study: Health monitoring, IoT smart city, Smart irrigation, Robot surveillance.</p>				
List of Laboratory Tasks: Nil				

Course Code: ECE3442	Course Title: IoT and Cloud Computing Type of Course: Discipline Elective- IOT and Sensor Technologies Basket		L-T- P- C	3	0	0	3
Version No.	1.0						
Course Pre-requisites	Basics of Network Protocols						
Anti-requisites	NIL						
Course Description	The purpose of this course is to enable the students about the Computing basics and its services which include SaaS, PaaS, and IaaS. It also deals with different types of cloud such as Google, Amazon, IBM, Redhat, Microsoft and Salesforce.com						
Course Objective	The objective of the course is to familiarize the learners with the concepts of IoT and Cloud Computing and attain EMPLOYABILITY SKILLS through PARTICPATIVE LEARNING.						
Course Outcomes	On successful completion of this course the students shall be able to: 1. Understand the various concept of Cloud Computing. 2. Explain the Concept of Broad Network Access 3. Interpret Application Programming Interface (API) and Cloud Deployment Models. 4. Analyze of various service platforms						
Course Content:							
Module 1	Overview and Introduction of Computing	Assignment / Quiz	Implementatio n using Simulation tools	14 sessions			
Topics: Recent trends in Computing - Grid Computing, Cluster Computing, Distributed Computing, Utility Computing, Cloud Computing. Evolution of cloud computing - Business driver for adopting cloud computing. Introduction to Cloud Computing, History of Cloud Computing, Cloud service providers. Properties, Characteristics & Disadvantages - Pros and Cons of Cloud Computing, Benefits of Cloud Computing, Cloud computing vs. Cluster computing vs. Grid computing. Role of Open Standards.							
Module 2	Cloud Computing Architecture	Assignment / Quiz	Implementatio n using Simulation Tools	13 sessions			
Topics: Cloud computing stack - Comparison with traditional computing architecture (client/server), Services provided at various levels, How Cloud Computing Works, Role of Networks in Cloud computing, protocols used, Role of Web services. Service Models (XaaS) - Infrastructure as a Service (IaaS), Platform as a Service (PaaS), Software as a Service (SaaS). Deployment Models, Public cloud, Private cloud, Hybrid cloud, Community cloud.							
Module 3	Platform as a Service (PaaS)	Assignment / Quiz	Implementatio n using Simulation Tools	12 sessions			
Topics: Platform as a Service(PaaS) What is PaaS, Service Oriented Architecture (SOA), Cloud Platform and Management, Examples like Google App Engine. storage as a service, Data storage in cloud computing (storage as a service). Renting, EC2 Compute Unit, Platform and Storage, pricing, customers.							

Targeted Application & Tools that can be used:

Targeted Applications: Computing in all of the IoT applications connected to server.
Professionally Used Software: Python , Eclipse , Thinger.io

Project work/Assignment:

Project Assignment:

1. Article review: At the end of course an article topic will be given to an individual or a group of students. They need to refer the library resources and write a report on their understanding about the assigned article in appropriate format. [Presidency University Library Link](#) .
3. Presentation: There will be a group presentation, where the students will be given a topic. They will have to explain/demonstrate the working and discuss the applications for the same.
4. Project Assignment:- Implementation of various concepts in from deep learning using Python/ MATLAB/ SCILAB

Textbook(s):

1. Cloud Computing for Dummies by Judith Hurwitz, R. Bloor, M. Kanfman, F. Halper (Wiley India Edition).
2. Enterprise Cloud Computing by Gautam Shroff, Cambridge.
3. Cloud Security by Ronald Krutz and Russell Dean Vines, Wiley-India

Reference(s):

1. Duda, R.O. and Hart, P.E., Pattern Classification and Scene Analysis, John Wiley.
2. Apalpaydin E, Introduction to Machine Learning, MIT Press.
3. K. Mehrotra, C. Mohan and S. Ranka, "Elements of Artificial Neural networks, MIT Press.

Online Resources (e-books, notes, pts, video lectures etc.):

1. Free online course:- <https://www.udemy.com/course/building-cloud-infrastructure-with-terraform/> , Coursera - <https://www.coursera.org/learn/introduction-to-cloud>
2. NPTEL Video content: NPTEL - https://onlinecourses.nptel.ac.in/noc22_cs20/preview
3. online Notes - <https://www.coursera.org/learn/introduction-to-cloud>, https://gpmeham.edu.in/wp-content/uploads/2020/09/E-NOTES_OF_CLOUD_COMPUTING-3.pdf
4. Online PPTs - <https://www.slideshare.net/OECLIBOdishaElectron/cloud-computing-ppt-79142235>

E-content:

1. S. Z. Mohammadi and J. N. Navimipour, "Invalid cloud providers' identification using the support vector machine," International Journal Of Next-Generation Computing, vol. 8, no. 1, 2017. <https://ijngc.perpetualinnovation.net/index.php/ijngc/article/view/122>
2. Q. Zhang, L. Cheng, and R. Boutaba, "Cloud computing: state-of-the-art and research challenges," Journal of internet services and applications, vol. 1, no. 1, pp. 7–18, 2010. <https://jisajournal.springeropen.com/articles/10.1007/s13174-010-0007-6>
3. K. A. Rodrigues de Castro, "Feasible community cloud architecture for provisioning infrastructure as a service in the government sector," in Proceedings of the 20th Annual International Conference on Digital Government Research, pp. 35–40, Dubai, United Arab Emirates, June 2019. https://www.researchgate.net/publication/360118887_Descriptive_Literature_Review_and_Classification_of_Community_Cloud_Computing_Research?_sg%5B0%5D=started_experiment_milestone&_sg%5B1%5D=started_experiment_milestone

Topics related to development of "EMPLOYABILITY": Data storage in cloud computing (storage as a service) Platform and Storage, pricing, customers for developing Employability skill through Participative Learning techniques. This is attained through assessment component mentioned in course handout

Catalogue prepared by	Ms. Anupama Sindgi
Recommended by the Board of Studies on	15th BOS held on 28/07/2022
Date of Approval by the Academic Council	Meeting No. 18th, Dated 03/08/2022

Course Code: ECE3443	Course Title: Data Science for IOT Type of Course: Discipline Elective- IOT and Sensor Technologies Basket		L-T-P-C	3	0	0	3
Version No.	1.0						
Course Pre-requisites	Basic concepts of Microprocessor programming and memory interfacing, knowledge of Python and Embedded C.						
Anti-requisites	NIL						
Course Description	The purpose of this course is to support the students to understand the fundamentals of Data Science and Internet of Things (IOT) along with real time applications. The course will give awareness to students, about how two independent technologies depend on each other. This course explains students about how IOT would collect data from physical objects through different sensors, and how big data will allow the faster and more efficient storage and processing of data. This course will make students to understand the meaning of big data, which is to process a large amount of data on real time basis by using different storage technologies. This course will help the students who want to choose their career as Data Scientists or IOT Analyst and also encourage students to become entrepreneurs to launch new products in IOT and Data Science.						
Course objective	The objective of the course is to familiarize the learners with the concepts of Data Science for IOT and attain EMPLOYABILITY SKILLS through PARTICPATIVE LEARNING.						
Course Outcomes	On successful completion of this course the students shall be able to: CO1: Explain the various concepts, terminologies and architecture of IOT systems. CO3: Recognize the role of big data, cloud computing and data analytics in a typical IOT system. CO3: Interface a node MCU to collect online data and carry out the computation.						
Course Content:							
Module 1	Fundamentals of IOT	Assignment/Quiz	IOT architectures, Frameworks and M2M	15Sessions			
Introduction, Definitions & Characteristics of IOT, IOT Architectures, Physical & Logical Design of IOT, Enabling Technologies in IOT, History of IOT, About Things in IOT, The Identifiers in IOT, About the Internet in IOT, IOT frameworks, IOT and M2M							
Module 2	Data Handling& Analytics	Project	Data Analysis task	15Sessions			
Introduction, Big data, Types of data, Characteristics of Big data, Data handling Technologies, Flow of data, Data acquisition, Data Storage, Introduction to Hadoop. Introduction to data Analytics, Types of Data analytics, Local Analytics, Cloud analytics and applications							
Module 3	Applications of IOT	Assignment	IOT and Data Science. Real time applications	10Sessions			
What is ESP8266 node-MCU □ Hardware Knowledge □ Hand Shake with ESP8266 □ Developing the Environment □ Overview about the board. Home Automation - Creating Webpage Button, Adding up required WEBPGE Elements Controlling Devices							
Targeted Application & Tools that can be used:							
Application Areas: Machine Learning, Deep Learning, Security Application, Home Automation, Wireless Communication in telecom industries.							
Professionally Used Software: Python, Embedded C, qoogle cloud fire base							

Text Book(s):

5. HakimaChaouchi, — "The Internet of Things Connecting Objects to the Web" ISBN: 978-1-84821-140-7, Wiley Publications.Edition-1
6. Olivier Hersent, David Boswarthick, and Omar Elloumi, — "The Internet of Things: Key Applications and Protocols", Wiley Publications. Edition-2

References:

7. Daniel Minoli, — "Building the Internet of Things with IPv6 and MIPv6: The Evolving World of M2M Communications", ISBN: 978-1-118-47347-4, Willy Publications Digital Signal Processing, 2/E Ganesh Rao, Pearson Education, Edition-1

Online Resources (e-books, notes,ppts,Video lectures) :

1. Nptel video lectures on Introduction to internet of things by Prof. Sudeep Mishra, IIT Kharagpur-
<https://nptel.ac.in/courses/106/105/106105166/>
2. Nptel video lectures on Data Sciencefor Engineers, IIT madras by Prof. Shankar Narasimhan and Prof. Ragunathan Rangaswamy- <https://nptel.ac.in/courses/106/106/106106179/>
3. Online material (PDF) on IOT Protocols and Standards
http://www.cse.wustl.edu/~jain/cse570-15/ftp/iot_prot/index.html
4. <https://presiuniv.knimbus.com/user#/home>

E-Content:

1. Internet of Things: A Survey on Enabling Technologies, Protocols, and Applications Ala Al-Fuqaha, Mohsen Guizani, Mehdi Mohammadi, Mohammed Aledhari and Moussa Ayyash Volume: 17, [Issue: 4](#), Fourthquarter 2015 DOI: 10.1109/COMST.2015.2444095.
2. IEEE 1905.1-2013, "IEEE Standard for a Convergent Digital Home Network for Heterogeneous Technologies," 93 pp., April 12 2013, <http://ieeexplore.ieee.org/document/6502164/>
3. A Survey of Data Partitioning and Sampling Methods to Support Big Data Analysis Mohammad Sultan Mahmud, Joshua Zhexue Huang, Salman Salloum , Tamer Z. Emara, and Kuanishbay Sadatdiynov, BIG DATA MINING AND ANALYTICS Volume 3, Number 2, June 2020. DOI: 10.26599/BDMA.2019.9020015.
4. Multi-Attention Fusion Modeling for Sentiment Analysis of Educational Big Data Guanlin Zhai, Yan Yang , Heng Wang, and Shengdong Du272, BIG DATA MINING AND ANALYTICS ISSN 2096-0654 06/06 pp311–319 Volume 3, Number 4, December 2020 DOI: 10.26599/BDMA.2020.9020024.

Topics related to development of "EMPLOYABILITY": Home Automation, Smart Cities for developing Employability skill through Participative Learning techniques. This is attained through assessment component mentioned in course handout

Catalogue prepared by

Dr. K BhanuRekha
Ms. R Anusha

Recommended by the Board of Studies on

15th BOS held on28/07/2022

Date of Approval by the Academic Council

Meeting No. 18th, Dated 03/08/2022

Course Code: ECE3444	Course Title: Industrial Internet of Things (IIoT) Type of Course Discipline Elective- IOT Basket		L- T-P- C	3	0	0	3
Version No.	1.0						
Course Pre-requisites	Basic concepts of Internet of Things						
Anti-requisites	NIL						
Course Description	The Industrial Internet of Things (IIoT) involves in the use of smart sensors and actuators to enhance manufacturing and industrial processes. This course concentrates on the transformation of industrial processes through integration of modern technologies such as sensors, communication, and computational processing. Technologies such as Cyber Physical Systems (CPS), Internet of Things (IoT), Cloud Computing, Machine Learning, and Data Analytics are considered to be the different drivers necessary for the transformation. This course links the automation system with enterprise, planning and product lifecycle.						
Course Objective	This course is designed to develop <u>ENTREPRENEURIAL SKILLS</u> by using <u>EXPERIENTIAL LEARNING</u> techniques.						
Course Outcomes	On successful completion of this course the students shall be able to: <ol style="list-style-type: none"> 1. Demonstrate the importance of Industrial IoT and its layers. 2. Illustrate the role of data analytics and machine learning in IIoT. 3. Ability to identify, formulate and solve problems by using Industrial IoT. 4. Make use of the concepts of IIoT in real applications. 						
Course Content:							
Module 1	Introduction	Assignment					10 Sessions
Topics: IIoT-Introduction, Industrial IoT: Business Model and Reference Architecture: IIoT-Business Models, IIoT Reference Architecture-Part I, Part II. Industrial IoT- Layers: IIoT Sensing, IIoT Processing, IIoT Communication.							
Module 2	IIoT Layers	Assignment					9 Sessions
Topics: Industrial IoT- Layers: IIoT Communication, IIoT Networking. Big Data Analytics and Software Defined Networks: IIoT Analytics - Introduction, Machine Learning and Data Science.							
Module 3	IIoT Data Monitoring and Control	Assignment					10 Sessions
Topics: IoT Gate way, IoT Edge Systems and It's Programming, Cloud computing, Real Time Dashboard for Data Monitoring, Data Analytics and Predictive Maintenance with IIoT technology.							
Module 4	Application Domains	Assignment	Case Study				10 Sessions
Topics: Industrial IoT- Application Domains: Healthcare, Power Plants, Inventory Management & Quality Control, Plant Safety and Security (Including AR and VR safety applications), Facility Management. Oil, chemical and pharmaceutical industry, Applications of UAVs in Industries, Real case studies							
Targeted Application & Tools that can be used: Application: Industrial IoT is widely used in automated and remote equipment management and monitoring. A student will be able to find job in the following companies <ol style="list-style-type: none"> 1. Schneider Electric 							

2. Hewlett Packard 3. Ericsson 4. Oil and Gas Refineries Professionally Used Software: 1. Exosite ExoSense IoT 2. AWS IoT SiteWise	
Text Book(s): 1. Sudip Misra, Chandana Roy, Anandarup Mukherjee, "Introduction to Industrial Internet of Things and Industry 4.0", CRC Press, First Edition, 2021 2. Alasdair Gilchrist, "Industry 4.0: The Industrial Internet of Things", Apress, First Edition 2021.	
References 1. Giacomo Veneri Antonio Capasso, "Hands-On Industrial Internet of Things: Create a powerful Industrial IoT infrastructure using Industry 4.0", Packt Publishers, First Edition, 2018 2. Waltenegus Dargie, Christian Poellabauer, "Fundamentals of Wireless Sensor Networks: Theory and Practice", 1 st Edition, Wiley Publications 2010 3. Dr. Ovidiu Vermesan, Dr. Peter Friess, "Internet of Things: Converging Technologies for Smart Environments and Integrated Ecosystems", 1 st Edition, River Publishers 2013. 4. Hakima Chaouchi, "The Internet of Things Connecting Objects to the Web" ISBN : 978-1-84821-140-7, Willy Publications Olivier Hersent, David Boswarthick, Omar Elloumi.	
Online Resources (e-books, notes, ppts, video lectures etc.): 1. NPTEL Course on "INTRODUCTION TO INDUSTRY 4.0 AND INDUSTRIAL INTERNET OF THINGS" by Dr. Sudip Misra, IIT KGP https://nptel.ac.in/courses/106105195 2. NPTEL Course on "Introduction to internet of things, By Prof. Sudip Misra, IIT Kharagpur, https://onlinecourses.nptel.ac.in/noc20_cs66/preview	
E-content: 1. Athanasios Bachourmis; Nikos Andriopoulos; Konstantinos Plakas; Aristeidis Magklaras, "Cloud-Edge Interoperability for Demand Response-Enabled Fast Frequency Response Service Provision", IEEE Transactions on Cloud Computing, Volume: 10, Issue: 1, 01 Jan.-March 2022, pp: 123 - 133 https://ieeexplore.ieee.org/document/9560071/authors#authors 2. S. Z. Mohammadi and J. N. Navimipour, "Invalid cloud providers' identification using the support vector machine," International Journal Of Next-Generation Computing, Volume. 8, No. 1, 2017. https://ijnqc.perpetualinnovation.net/index.php/ijnqc/article/view/122 3. He Li, Kaoru Ota, Mianxiong Dong, "Learning IoT in Edge: Deep Learning for the Internet of Things with Edge Computing", IEEE Network, Volume: 32, Issue: 1, Feb. 2018, pp:96 - 101, DOI: 10.1109/MNET.2018.1700202, https://ieeexplore.ieee.org/document/8270639 4. Yao-Chung Chang, Ying-Hsun Lai, "Campus Edge Computing Network Based on IoT Street Lighting Nodes", IEEE Systems Journal, Volume: 14, Issue: 1, March 2020, pp:164 - 171, https://ieeexplore.ieee.org/document/8490873	
Topics related to development of "SKILL DEVELOPMENT": IIoT Sensing, IIoT Processing, IIoT Communication. Topics related to development of "EMPLOYABILITY": Plant Safety and Security (Including AR and VR safety applications), Facility Management.	
Catalogue prepared by	Mr. Tony Aby Varkey M Ms. Srilakshmi K H
Recommended by the Board of Studies on	BOS NO: 15 th BOS held on 28/7/2022
Date of Approval by the Academic Council	Academic Council Meeting No. 18 th , Dated 03/08/2022

Course Code: ECE3445	Course Title: Internet of Medical Things Type of Course: Program Core IoT Basket Theory	L- T-P- C	3	0	0	3
Version No.	1.0					
Course Pre-requisites	Basics of Internet of Things and Biomedical Engineering					
Anti-requisites	NIL					
Course Description	The purpose of this course is to enable the students to appreciate the fundamental of Internet of Medical Things and its application in Healthcare Systems. This course is analytical in nature and needs a fair knowledge about basics of IoT related topics. The focus of the course will be to make health facilities accessible to everyone irrespective of their geographical location. Remote monitoring of the patients is one of the significant aspects of IoMT.					
Course Outcomes	On successful completion of this course the students shall be able to: 1. Summarize the architectures of IoMT Devices and their system applications. 2. Apply the IoMT Schema for Remote Patient Monitoring. 3. Examine the operation of Block chain Technology for Privacy-Protection of Medical health records. 4. Analyze the data compression methods for lossless Medical Data Transmission.					
Course Objective	The objective of the course is to familiarize the learners with the concepts of Internet of Medical Things (IoMT) and attain SKILL DEVELOPMENT through PARTICIPATIVE LEARNING techniques					
Course Content:						
Module 1	Introduction to IoMT	Quiz	Threats and Challenges of IoMT		12 Sessions	
Topics: Introduction to IoMT, IoMT Devices: On-Body Devices, In-Home Devices, Community Devices, In-Clinic Devices, In-Hospital Devices, IoMT System Architecture: Data Collection Layer, Data Management Layer, Medical Server Layer, IoMT Attack Types, Challenges in IoMT Security Schemes.						
Module 2	Healthcare Schema using IoMT for Remote Patient Monitoring	Assignment	Solution for Storage and Transfer of Medical Data in IoTM		10 Sessions	
Topics: Intelligent Transit Healthcare Schema Using IoMT Networking System: Vibration-Sensing Methodology for Accident Detection, System Safeguards, GPS Integration, Hospital Communication About Accident Location, MCU Connection with the ITH-IoMT Subsystem, GPS-Enabled Module for Location Information, ECG and Health Data Monitoring Schema.						
Module 3	Privacy Protection of IoMT-Based Health Records using Blockchain Technology	Assignment	GPS and GUI based medical data storage in EHR		8 Sessions	
Topics: Introduction to Blockchain, Applications of Blockchain, Blockchain Advantages and Challenges, Personal Health Data Collection, Virtual Private Server (VPS)-Based Hyperledger Fabric Framework, Remote Monitoring Software Development						

Module 4	Medical Data Compression for Lossless Data Transmission	Assignment	Compression methods for telemedicine applications	8 Sessions
Topics: Introduction to Medical Data Compression: Lossless Compression , Lossy Compression, Significance of Medical Data Compression, Benefits of Medical Data Compression, Characteristics of Data Acquisition and Storage, Data Compression Techniques for Lossless Data Transmission: Coding Scheme, Bandwidth, Storage and Data Compression Techniques.				
Targeted Application & Tools that can be used:				
Application: It includes complete Healthcare Automation Setup in Medical field with an objective to make health facilities accessible to everyone irrespective of geographical location. Professionally Used Software: ITM-IoMT System, GPS-GUI System, GPS-Framework uses Global Navigation Satellite System-(GNSS),GPS-gadgets to provide data on location, vehicle speed, time and direction.				
QUIZ/Assignment:				
<p>1. Project/Programming Assignment: Students will be made into group and given the programming assignment at the end of each module. Students need to use GPS-GUI for this assignments.</p> <p>Sample Assignment 1: Study of wearable smart devices for remote healthcare monitoring to detect cardiac diseases.</p> <p>Sample Assignment 2: Smart assistance of elderly individuals in emergency situations at home.</p> <p>2. Book Review/ Article review: A chapter of a book or an article will be given to each student. They need to visit the library and write a report on their understanding about the assigned article for 1 page. Presidency University Library Link:- https://presiuniv.knimbus.com/user#/home Presidency University Library Link.</p> <p>3. Presentation: There will a group presentation on the programming assignment or any course related self-study topic/research related topic they had done.</p>				
Text Book(s):				
<p>1. D. Jude Hemanth, J. Anitha George A, Tsihrintzis, "<i>Internet of Medical Things: Remote Healthcare Systems and Applications</i>", 1st Edition, Springer Nature, Switzerland AG 2021, ISSN 2199-1073,ISSN 2199-1081 (electronic), Internet of Things ISBN 978-3-030-63936-5, ISBN 978-3-030-63937-2 (eBook) Internet of Medical Things: Remote Healthcare Systems and Applications - Google Books</p>				
References				
Reference Book(s)				
<p>1. Krishna Singh, Mohammed Elhoseny, Akansha Singh, Ahmed Elngar, "Machine Learning and the Internet of Medical Things in Healthcare", 1st Edition-2021, Elsevier Publication.</p> <p>2. Qusay Hassan, "Internet of Things A to Z: Technologies and Applications", 1st Edition, The Institute of Electrical and Electronics Engineers, Inc. Published 2018 by John Wiley & Sons.</p>				
Online resources				
<p>1. Video lectures on "IoT Applications: Healthcare" by Prof. Dr. Sudip Misra, Department of Computer Science and Engineering, IIT Kharagpur. https://www.youtube.com/watch?v=WmlqDL44PG4</p> <p>2. E-Book, D. Jude Hemanth, J. Anitha George A, Tsihrintzis, "Internet of Medical Things: Remote Healthcare Systems and Applications", 1st Edition, Springer Nature https://doi.org/10.1007/978-3-030-63937-2.</p>				

3. e-Book Series on "Internet of Things" by Giancarlo Fortino, Antonio Liotta, 1st Edition, Springer Nature. Electronic ISSN: 2199-1081 , Print ISSN: 2199-1073, <http://www.springer.com/series/11636>
4. Video lectures on "Introduction to IoT" by Prof. Dr. Sudip Misra, Department of Computer Science and Engineering, IIT Kharagpur, https://www.youtube.com/watch?v=WUYAjsxwJ4&list=PLE7VH8RC_N3bpVn-8QzOAHziEgmjQ2qE

E-content:

1. James, Christopher J., and Christian W. Hesse. "Independent component analysis for biomedical signals." Physiological measurement 26, no. 1 (2004): R15. https://www.academia.edu/download/49895521/0967-3334_2F26_2F1_2Fr0220161026-21959-1bfp9y3.pdf
2. Addison, Paul S. "Wavelet transforms and the ECG: a review." Physiological measurement 26, no. 5 (2005): R155. https://people.uwec.edu/walkerjs/primer/Papers/Addison_EEG_Review.pdf
3. Ce Zheng, Malcolm Egan, Laurent Clavier, Gareth W. Peters & Jean-Marie Gorce EURASIP Journal on Wireless Communications and Networking volume 2022, <https://jwcn-urasipjournals.springeropen.com/articles/10.1186/s13638-022-02110-w>.
4. Jose David Rodriguez Martinez, "A Wearable Platform for Patient Monitoring during Mass Casualty Incidents", 2018. Karlsruhe: KIT Scientific Publishing. DOI: <https://doi.org/10.5445/KSP/1000051989>
5. Nicola Carbonaro and Alessandro Tognetti, "Wearable Technologies", Printed Edition of the Special Issue Published in Technologies. MDPI BOOK publications. <https://www.mdpi.com/books/pdfview/book/1088>
6. <https://presiuniv.knimbus.com/user#/home>

Topics relevant to "SKILL DEVELOPMENT": IoMT devices used for Medical Application and identify the IoMT architectures for Skill Development through Participative Learning techniques. This is attained through assessment component mentioned in course handout.

Catalogue prepared by	Dr. Safinaz S
Recommended by the Board of Studies on	BOS Meeting NO: 15th, Dated BOS 28/07/2022
Date of Approval by the Academic Council	Academic Council Meeting No. 18 th , Dated 03/08/2022

Artificial Intelligence Basket

Course Code: ECE3447	Course Title: Computational Intelligence and Machine Learning Type of Course: Discipline Elective-General Basket	L- T-P-C	3	0	0	3
Version No.	2.0					
Course Pre-requisites	Basic concepts of matrix operations, probability theory, vector and array representation.					
Anti-requisites	NIL					
Course Description	The course aims to make the students to understand the mathematical approaches for machine learning and computational intelligence algorithms. This course covers the basic concepts of Neural Networks which will enable the students to understand the concepts of machine learning. Concepts of Linear models for regression and classification will be discussed in such way that students can able to perform data analysis in practical applications. In this course, Computational intelligence algorithms are included to get better understanding of Artificial intelligence.					
Course Objective	The objective of the course is to familiarize the learners with the concepts of Computational Intelligence and Machine Learning and attain EMPLOYABILITY SKILLS through PROBLEM SOLVING.					
Course Outcomes	On successful completion of the course the students shall be able to: 1. Analyze and fundamental concepts of neural networks 2. Implement ML algorithms to regression, classification, clustering, and dimensionality reduction 3. Categorize the various pattern recognition techniques using machine learning into supervised and unsupervised.					
Course Content:						
Module 1	Fundamentals of ANN	Assignment	Quizzes	13 Sessions		
Topics: Introduction To Artificial Neural Networks (ANNs), Models Of A Neuron, Neural Networks-Associated Graphs And Feedback, Network Architectures And Knowledge Representation, Learning Algorithms. Perceptron, Perceptron Convergence Theorem, Relation Between The Perceptron And Bayes Classifier For A Gaussian Environment, and The Back-Propagation Algorithm. Introduction to Recurrent Neural networks						
Module 2	Regression and classification	Assignment/mini project	Quizzes	13 Sessions		
Topics: Linear models for regression and classification: Polynomial curve fitting. Probability theory- Bayesian probabilities, and Gaussian distribution, Linear basis function models for regression - Maximum likelihood and least squares, Regularized least squares, Bias variance decomposition- Bayesian linear regression, linear discriminant analysis (LDA), Principal Component Analysis (PCA), Independent Component Analysis (ICA). Kernal linear discriminant analysis (KLDA).						
Module 3	Kernel methods, Computational algorithms	Assignment/mini project	Programing	14 Sessions		

<p>Topics:</p> <p>Kernel methods: Dual representations-Constructing kernels, K- means Algorithm, Fuzzy K-means Algorithm, Kohonen Self organizing Maps, Maximum margin classifier (Support Vector Machine), Particle swarm optimization--Ant colony optimization- Bacterial foraging. Genetic algorithm.</p>	
<p>List of Laboratory Tasks: Nil</p>	
<p>Targeted Application & Tools that can be used:</p> <p>Targeted Applications: This course is contributed for placement in data science companies, research & development work and also useful to know the existing & developing Artificial Intelligence.</p> <p>Professionally Used Software: MatLab, Python</p>	
<p>Text Books:</p> <ol style="list-style-type: none"> 1. Pattern recognition and machine learning, Christopher M. Bishop, TMH, Springer, 2010 2. Algorithm Collections for Digital Signal Processing Applications Using Matlab, E.S. Gopi, Springer. 	
<p>Reference(s):</p> <p>Reference Books</p> <ol style="list-style-type: none"> 1. Machine Learning and Artificial Intelligence, Ameet V Joshi, Springer, 2020. <p>Online Resources (e-books, notes, ppts, video lectures etc.):</p> <ol style="list-style-type: none"> 1. https://youtube.com/playlist?list=PL1xHD4vteKYVpaIiy295pg6_SY5qznc77 2. https://archive.ics.uci.edu/ml/index.php 3. https://presiuniv.knimbus.com/user#/home <p>E-content:</p> <ol style="list-style-type: none"> 1. Mengyuan Zhu, Jiawei Wang, Xiao Yang, Yu Zhang, Linyu Zhang, Hongqiang Ren, Bing Wu, Lin Ye, A review of the application of machine learning in water quality evaluation, Eco-Environment & Health, 2022, ISSN 2772-9850, https://doi.org/10.1016/j.eehl.2022.06.001. 2. Lin Li, Yici Cai, Qiang Zhou, A survey on machine learning-based routing for VLSI physical design, Integration, Volume 86, 2022, Pages 51-56, ISSN 0167-9260, https://doi.org/10.1016/j.vlsi.2022.05.003. 3. Vijaya B. Kolachalama, Machine learning and pre-medical education, Artificial Intelligence in Medicine, Volume 129, 2022, 102313, ISSN 0933-3657, https://doi.org/10.1016/j.artmed.2022.102313. 4. Sergio Ledesma, Mario-Alberto Ibarra-Manzano, Dora-Luz Almanza-Ojeda, Juan Gabriel Avina-Cervantes, Eduardo Cabal-Yepez, On removing conflicts for machine learning, Expert Systems with Applications, Volume 206, 2022, 117835, ISSN 0957-4174, https://doi.org/10.1016/j.eswa.2022.117835 	
<p>Topics relevant to "EMPLOYABILITY SKILLS": Artificial Neural Networks, Learning Algorithms, linear regression for developing Employability Skills through Problem Solving methodologies. This is attained through assessment component mentioned in course handout.</p>	
Catalogue prepared by	Mr. G Tirumala Vasu
Recommended by the Board of Studies on	12th BOS held on 10/08/2021
Date of Approval by the Academic Council	Meeting No. 16th , Dated 23/10/2021

Course Code: ECE3448	Course Title : Neural Networks and Deep Learning Type of Course: Discipline Elective- General Basket	L-T- P- C	3	0	0	3
Version No.	1.0					
Course Pre-requisites	NA					
Anti-requisites	NIL					
Course Description	The purpose of this course is to teach the major concepts, themes, and algorithm used in contemporary machine learning. The nature of this course is analytical with practical understanding. The first part of the course focuses the basics of Neural Network and the remaining practice the applications of deep learning by exploring foundational concepts, structuring popular networks and implementing models through modern technologies. The need for Deep learning helps to provide practical knowledge in handling and analyzing real-world applications. The course enhances programming abilities through assignments.					
Course Objective	The objective of the course is to familiarize the learners with the concepts of Neural Networks and Deep Learning and attain EMPLOYABILITY SKILLS through PARTICIPATIVE LEARNING.					
Course Outcomes	On successful completion of this course the students shall be able to: 1) Summarize the basics of Neural networks. 2) Illustrate the Convolutional Neural Network 3) Demonstrate the basic concepts of deep learning					
Course Content:						
Module 1	Introduction To Neural Networks	Quiz and assignments	10 SESSION			
Topics: Neural Networks Overview- Types of Neural Networks- Applications of Neural Networks- Advantages of Neural Networks- Disadvantages of Neural Networks-- The Neural Network – Limits of Traditional Computing – Machine Learning – Neuron – FF Neural Networks – Types of Neurons – Softmax output layers- Tensor flow – Variables – Operations – Placeholders – Sessions – Sharing Variables – Graphs – Visualization- Stochastic gradient decent, Curse of Dimensionality. Loss function						
Module 2	Convolutional Neural Network	assignments	10 SESSION			
Topics: Convolutional Networks- Architecture of CNN -Sequence Modeling: Recurrent and Recursive Nets – Feature Selection – Max Pooling – Filters and Feature Maps – Convolution Layer – Training and optimization of CNN parameters -Applications-						
Module 3	Deep Learning	Quiz and assignments	10 SESSION			
Topics: Machine Learning Basics-Deep Feedforward Networks- Regularization for Deep Learning- Optimization for Training Deep Models- Recurrent Neural Network – Memory cells – sequence analysis – Reinforcement Learning –Q Learning – Applications: Deep learning for computer vision- Deep Learning Models for Healthcare Applications.						
Targeted Application & Tools that can be used: Application Area includes all modern electronic devices (Automation, Communication systems). The students will be able to join a profession which involves basics to high level of automation design and analysis. Professionally Used Software: PYTHON, MATLAB, JAVA. PyTorch, AWS cloud, Torch, Keras, TensorFlow- IBM Watson						
Text Book(s): 3. Simon S. Haykin, Neural Networks and Learning Machines, 3rd Ed, Pearson, 2009.						

4. Nikhil Buduma, Nicholas Locascio, "Fundamentals of Deep Learning: Designing NextGeneration Machine Intelligence Algorithms", O'ReillyMedia, 2017.

References:

Reference Book

1. José C. Principe, Neil R. Euliano, W. Curt Lefebvre, Neural and Adaptive Systems: Fundamentals through Simulations, John Wiley and Sons, 2000.
2. Ian Goodfellow, Yoshua Bengio, Aaron Courville, Deep Learning, MIT Press, 2016.
3. K. Mehrotra, C. Mohan, and S. Ranka, "Elements of Artificial Neural Networks", MIT Press

Online Resources (e-books, notes, ppts, video lectures etc.):

[Introduction to Neural Networks | Engineering Education \(EngEd\) Program | Section](#)

[Introduction to the Artificial Neural Networks \(semanticscholar.org\)](#)

[Introduction to Neural Networks Basics \(dataaspirant.com\)](#)

[Microsoft PowerPoint - 1 - Intro.ppt \(stir.ac.uk\)](#)

[Index of /~tba3/stat665/lectures \(yale.edu\)](#)

[Introduction to Neural Network| Convolutional Neural Network \(analyticsvidhya.com\)](#)

[Course Notes: Idempotent Productions \(stanford.edu\)](#)

NPTEL - <https://nptel.ac.in/courses/117/105/117105084/>

Artificial neural networks: a tutorial <https://ieeexplore.ieee.org/abstract/document/485891>

Artificial neural networks <https://ieeexplore.ieee.org/abstract/document/8118>

Python Machine Learning Tutorial (Data Science) - Bing video

Presidency University Library Link <https://presiuniv.knimbus.com/user#/home>

E-content:

1. Sergiu Oprea , Pablo Martinez-Gonzalez, Alberto Garcia-Garcia , John Alejandro Castro-Vargas, Sergio Orts-Escolano , Jose Garcia-Rodriguez , and Antonis Argyros, (2022, June). A Review on Deep Learning Techniques for Video Prediction. IEEE TRANSACTIONS ON PATTERN ANALYSIS AND MACHINE INTELLIGENCE, VOL. 44, NO. 6
<https://ieeexplore.ieee.org/stamp/stamp.jsp?tp=&arnumber=9294028>
2. Qin Zou , Member, IEEE, Lihao Ni , Tong Zhang , and Qian Wang, "Deep Learning Based Feature Selection for Remote Sensing Scene Classification". In IEEE GEOSCIENCE AND REMOTE SENSING LETTERS, VOL. 12, NO. 11, NOVEMBER 2015.
<https://ieeexplore.ieee.org/stamp/stamp.jsp?tp=&arnumber=7272047>
3. Tsung-Han Chan, Kui Jia, Shenghua Gao, Jiwen Lu, Zinan Zeng, and Yi Ma, " PCANet: A Simple Deep Learning Baseline for Image Classification?", in IEEE TRANSACTIONS ON IMAGE PROCESSING, VOL. 24, NO. 12, DECEMBER 2015
<https://ieeexplore.ieee.org/stamp/stamp.jsp?tp=&arnumber=7234886>
4. Dionysis Goularas; Sani Kamis, "Evaluation of Deep Learning Techniques in Sentiment Analysis from Twitter Data" 2019, *International Conference on Deep Learning and Machine Learning in Emerging Applications (Deep-ML)*.
<https://ieeexplore.ieee.org/xpl/conhome/8870906/proceeding>

Topics relevant to "EMPLOYABILITY SKILLS": Deep Learning, Neural network, Reinforcement Learning for developing Employability Skills through Participative Learning techniques. This is attained through assessment component mentioned in course handout.

Catalogue prepared by	Dr G MUTHUPANDI Mrs ANUPAMA SINDGI
Recommended by the Board of Studies on	12th BOS held on 10/08/2021
Date of Approval by the Academic Council	Meeting No. 16th , Dated 23/10/2021

Course Code: ECE3451	Course Title: AI & Digital Health Type of Course: Discipline Elective- AI Basket	L-T-P-C	3	0	0	3
Version No.	2.0					
Course Pre-requisites	Introduction to computer science, database management system.					
Anti-requisites	NIL.					
Course Description	Over the next decade artificial intelligence is likely to transform the biomedical world. Deep-learning algorithms could aid in developing new drugs, interpreting medical images, cleaning up electronic patient charts, and more. This subject explores the promise of this nascent revolution.					
Course Objective	The objective of the course is to familiarize the learners with the concepts of AI& Digital Health and attain EMPLOYABILITY SKILLS through PARTICPATIVE LEARNING.					
Course Outcomes	On successful completion of this course the students shall be able to: 1. Explain basic principles of AI & Digital Health. 2. Understand the mathematical and computational models of Classification, Regression using supervised learning and Predictive Analytics with Ensemble Learning. 3. Illustrate object-oriented concepts. 4. Develop database and GUI applications.					
Course Content:						
Module 1	THE BASICS OF ARTIFICIAL INTELLIGENCE	Quiz	Memory Recall based Quizzes	10 Hours		
Artificial intelligence: a reference point for innovation, What is Artificial Intelligence?Narrow, general, or super?What do you need for developing A.I.?Data Analytics, Machine Learning & Deep Learning – Methods of Teaching Algorithms, Data in healthcare, A brief history and the current state of electronic medical records, Why do we need help from A.I. when it comes to data?Health data management, Treatment pathway design, Transforming diagnostics, Health assistance and administration, Patient management, Precision medicine, Supporting pharma: drug creation and clinical trials, FDA-approved Algorithms in Healthcare						
Module 2	APPLYING ARTIFICIAL INTELLIGENCE IN HEALTHCARE	Assignment/ Quiz	Conceptual Descriptive	10 Hours		
Health data management, Treatment pathway design, Transforming diagnostics, Health assistance and administration, Patient management, Precision medicine, Supporting pharma: drug creation and clinical trials, FDA-approved Algorithms in Healthcare.						
Module 3	CHALLENGES OF ARTIFICIAL INTELLIGENCE	Assignment/ Quiz	Programming & Simulation	14 Hours		
Misconceptions and overhyping, Technological limitations of A.I., Limitations of available medical data, The indispensable work of data annotators, Judgemental datasets and A.I. bias in healthcare, The need to regulate A.I., The ethics of A.I., Could you sue diagnostic algorithms or medical robots in the future?Should algorithms mimic empathy?Could A.I. Solve the Human Resources Crisis in Healthcare?						
Module 4	FUTURE OF HEALTHCARE	Assignment/ Quiz	Conceptual Descriptive	6 Hours		
Shifting from Volume to Value, Evidence-based medicine, Personalized medicine, Connected Medicine: Disease and condition management, virtual assistant, Remote monitoring. Accessible diagnostic Tests. Digital health and Therapeutics.						

<p>Targeted Application & Tools that can be used:</p> <p>JOBS-</p> <p>Earlier disease detection with ai</p> <p>More accurate cancer diagnosis with ai</p> <p>An intelligent symptom checkers</p> <p>AI deep learning for actionable insights</p> <p>Earlier cancer detection with ai</p>	
<p>Text Book(s):</p> <p>T1: A guide to artificial intelligence in healthcare, by Dr. Bertalan Meskó & Nóra Radó. The Medical Futurist Publishing, 1st edition, 2019.</p> <p>T2: Artificial Intelligence in Healthcare, by Michael Matheny National Academy of Medicine, 1st edition, 2019.</p> <p>T3: Digital Health: Truly Transformational, by Rajendra Pratap Gupta, Publisher: Wolters Kluwer India Pvt Ltd, 1st edition, 2021.</p> <p>T4: Machine Learning and AI for Healthcare, by Arjun Panesar, Publisher: Apress. ISBN-13 (electronic): 978-1-4842-3799-1</p>	
<p>Online e-learning materials</p> <p>Coursera:</p> <ol style="list-style-type: none"> 1. https://www.coursera.org/learn/introduction-to-digital-health 2. https://ocw.mit.edu/courses/health-sciences-and-technology/hst-947-medical-artificial-intelligence-spring-2005/ 3. https://www.mtu.edu/gradschool/programs/certificates/ai-healthcare/ 	
<p>References:</p> <p>R1: Artificial Intelligence in Health Care System, by Amar Shukla & Lalit Kane, Nitya Publications</p> <p>R2: The Digital Health Revolution, by Kevin Pureau; Publisher : Transcendit Health</p>	
<p>E-Content</p> <ol style="list-style-type: none"> 1. Yu, Kun-Hsing, Andrew L. Beam, and Isaac S. Kohane. "Artificial intelligence in healthcare." <i>Nature biomedical engineering</i> 2, no. 10 (2018): 719-731. 2. Noorbakhsh-Sabet, Nariman, Ramin Zand, Yanfei Zhang, and Vida Abedi. "Artificial intelligence transforms the future of health care." <i>The American journal of medicine, Elsevier</i>, 132, no. 7 (2019): 795-801. 3. Ghazal, Taher M. "Internet of things with artificial intelligence for health care security." <i>Arabian Journal for Science and Engineering, Springer nature</i> (2021): 1-12. 4. Mansour, Romany Fouad, Adnen El Amraoui, Issam Nouaouri, Vicente García Díaz, Deepak Gupta, and Sachin Kumar. "Artificial intelligence and internet of things enabled disease diagnosis model for smart healthcare systems." <i>IEEE Access</i> 9 (2021): 45137-45146. 	
<p>Topics relevant to "EMPLOYABILITY SKILLS": Health assistance and administration Patient management, Precision medicine, Supporting pharma: drug creation and clinical trials, for developing Employability Skills through Participative Learning techniques. This is attained through assessment component mentioned in course handout. Patient management Precision medicine, Supporting pharma: drug creation and clinical trials</p>	
Catalogue prepared by	Dr. Pritam Keshari Sahoo and Dr. Ashutosh Anand
Recommended by the Board of Studies on	15th BOS held on 28/07/2022
Date of Approval by the Academic Council	Meeting No. 18th, Dated 03/08/2022

Course Code: ECE3452	Course Title: Natural Language Processing Type of Course: Open Elective Theory only		L- T-P- C	3	0	0	3
Version No.	1.0						
Course Pre-requisites	Prior exposure to discrete math, probability, linear algebra, optimization, linguistics, artificial intelligence, machine learning and familiarity with python will be useful but not required						
Anti-requisites	NIL						
Course Description	This course is intended as a theoretical and methodological introduction to the most widely used and effective current techniques, strategies and toolkits for natural language processing, with a primary focus on those available in the Python programming language through programming and simulation.						
Course Objective	This course is designed to develop <u>Entrepreneurial skills</u> by using <u>Experiential Learning</u> Techniques						
Course Outcomes	On successful completion of this course the students shall be able to: (1) Understand basics in natural language processing methods and strategies. (2) Evaluate the strengths and weaknesses of various NLP technologies and frameworks (3) Employ literary-historical NLP-based analytic techniques like stylometry, topic modeling, synsets and named entity recognition.						
Course Content:							
Module 1	Syntactic Processing	Assignment	Programming and Simulation task	09 Sessions			
Topics: Introduction, Linguistic Background, Grammars and Parsing, Features and Augmented Grammars, Grammars for Natural Language, Toward Efficient Parsing, Ambiguity Resolution: Statistical Methods							
Module 2	Semantic Interpretation	Assignment	Programming and Simulation task	11 Sessions			
Topics: Semantics and Logical Form, Linking Syntax and Semantics, Ambiguity Resolution, Other Strategies for Semantic Interpretation, Scoping and the Interpretation of Noun Phrases.							
Module 3	Context and World Knowledge	Assignment	Programming and Simulation task	10 Sessions			
Topics: Knowledge Representation and Reasoning, Local Discourse Context and Reference, Using World Knowledge, Discourse Structure, Defining a Conversational Agent							
Module 4	INFORMATION RETRIEVAL AND LEXICAL RESOURCES:	Assignment	Programming and Simulation task	12 Sessions			
Topics:							

Information Retrieval: Design features of Information Retrieval Systems-Classical, Non-classical, Alternative Models of Information Retrieval – valuation Lexical Resources: World Net-Frame NetStemmers-POS Tagger- Research Corpora.
Targeted Application & Tools that can be used: Application Area: Information Extraction, Machine Translation Professionally Used Software/Platforms/APIs/Library: 1. MonkeyLearn 2. AYLIEN 3. Spark NLP 4. IBM Watson 5. KILT
Project work/Assignment:
Assignment 1: Classification for Person Name Detection. Assignment 2: CRF tagging for NER Assignment 3: Neural Networks for Sentiment Analysis Assignment 4: Encoder-Decoder Models for Question Answering
Text Book
1. Allen, James, Natural Language Understanding, Second Edition, Benjamin/Cumming.
References 1. Jurafsky, Dan and Martin, James, Speech and Language Processing, Second Edition, Prentice Hall, 2008. 2. Manning, Christopher and Heinrich, Schutze, Foundations of Statistical Natural Language Processing, MIT Press, 1999. 3. Steven Bird, Ewan Klein, Edward Loper, Natural Language Processing with Python–Analyzing Text with the Natural Language Toolkit (O’Reilly 2009, website 2018) 4. Dipanjan Sarkar, Text Analytics with Python (Apress/Springer, 2016) Online Resources (e-books, notes, ppts, video lectures etc.): 1. Natural Language Tool Kit 2. Stanford University CS224n: Natural Language Processing with Deep Learning 3. Paul Vierthaler’s Stylometric PCA and Network Data Explorer 4. NLP 100 Exercise 2020 (Rev 2) - NLP100 2020 5. Natural Language Processing and Machine Learning (princeton.edu)
E-content: 1. M. Chandhana Surabhi Velalar College of Engineering and Technology (July 2013) , “Natural language processing future”, International Conference on Optical Imaging Sensor and Security (ICOSS),2013 Coimbatore, India https://ieeexplore.ieee.org/document/66784072 . 2. Cher Don Liew, Murdoch University, “Survey of Machine Learning Algorithms Used in Natural Language Processing and Understanding Task”, October 2021 https://www.researchgate.net/publication/358696237 3. Yulia Yu. Dyulicheva1, Elizaveta A. Bilashova Vernadsky Crimean Federal University, Vernadsky Ave., Simferopol, 295007, Crimea, “Learning analytics of MOOCs based on natural language processing”, Conference: 4th Workshop for Young Scientists in Computer Science & Software EngineeringAt: Kryvyi Rih, Ukraine, December 18, 2021. https://www.researchgate.net/publication/357173866 4. Kai Jiang, College of Foreign Languages, Huazhong Agricultural University, Wuhan, China Natural “Language Processing and Its Applications in Machine Translation: A Diachronic Review” 2020 IEEE 3rd International Conference of Safe Production and Informatization (IICSIP), November 2020, https://ieeexplore.ieee.org/document/9332458
Other Resources:

Presidency University Library Link https://presiuniv.knimbus.com/user#/home	
Topics relevant to development of "FOUNDATION SKILLS":	
Catalogue prepared by	Dr. Rajiv Ranjan Singh Mr. Ramzan Basheer Ashwini B
Recommended by the Board of Studies on	BOS Meeting NO: 15 th BOS held on 28/07/2022
Date of Approval by the Academic Council	Academic Council Meeting No. 18th, Dated 03/08/2022

Open Electives

Course Code: ECE3801	Course Title: Microprocessor based Systems Type of Course: Open Elective &Theory Only		L-T-P-C	3	0	0	3
Version No.	2.0						
Course Pre-requisites	NIL						
Anti-requisites	Microprocessor Programming and Interfacing (ECE3003)						
Course Description	This course provides fundamental concepts of microprocessor-based systems. It also imparts knowledge of both hardware and software, culminating in a system design that can be used in real-world applications. The course highlights assembly language programs as well as hardware interconnections for commonly used applications.						
Course Objective	The objective of the course is to familiarize the learners with the concepts of Microprocessor based Systems and attain ENTREPRENEURIAL SKILLS through PARTICPATIVE LEARNING.						
Course Outcomes	On successful completion of this course the students shall be able to: (1) Discuss the architecture and working principles of 8086 microprocessor. (2) Develop solutions using assembly language programming using coding and debugging skills. (3) Apply methods to interface memories and input/output devices to the microprocessor. (4) Deploy techniques to design a microprocessor-based system by interfacing programmable peripheral devices like 8255, 8254 etc.						
Course Content:							
Module 1	Fundamentals of Digital Systems and Microprocessors	Quiz	Memory Recall based Quizzes	10Sessions			
Topics: A quick review of Digital Systems – Number Systems, Logic Gates, Some important digital circuits like Multiplexers, Decoders, Flip-Flops / Latches and Registers, Intel’s 8086 Microprocessor: Architecture, Programming Model, Pin Diagram, Min/Max Mode, Timing Diagram, Instruction cycle, Machine Cycle and T-states.							
Module 2	8086 Instruction Sets and Assembly Language Programming	Assignment / Quiz	Programming and Simulation task	12 Sessions			
Topics: Addressing Modes: Register Addressing, Immediate Addressing, Direct Addressing, Register Indirect Addressing, Base-Plus-Index Addressing, Register Relative Addressing, Base Relative-Plus-Index Addressing, Memory Addressing Mode., Instruction Sets: Data movement instructions, Program control instructions, Arithmetic and Logical Instructions, Stack Instructions, String Instructions. Assembly Language Programs.							

Module 3	Introduction to Interfacing Techniques	Assignment	Memory Interfacing Task and Analysis	10 Sessions
<p>Topics:</p> <p>Review of some assembly programming concepts, I/O Interfacing: LEDs and toggle-switches as example, Memory Interfacing, Interrupts, Input/Output techniques: CPU initiated unconditional and conditional I/O transfer, device-initiated interrupt I/O transfer.</p>				
Module 4	Interfacing of Peripheral Devices with 8086	Assignment	System Design Task and Analysis	09 Sessions
<p>Topics:</p> <p>Peripheral Devices, Programmable Peripheral Interface (Intel 8255A, pin configuration, internal structure of a port bit, modes of operation, bit SET/RESET feature), Programmable Interval timer (Intel 8254): pin configuration, internal block diagram of counter and modes of operation and counter read methods, READ-BACK command of Intel 8254, Microprocessor based system design.</p>				
<p>Textbook(s):</p> <p>1. Brey B. B., "The Intel Microprocessors", Pearson, Eighth Edition.</p>				
<p>References</p> <p>Reference Book(s)</p> <p>1. Hall Douglas V. and Rao S. S. S. P., "Microprocessor and Interfacing", McGraw Hill Education.</p> <p>2. Das Lyla B., "The x86 Microprocessors", Pearson.</p> <p>3. Raj Kamal., "Microcontrollers: Architecture, Programming, Interfacing and System Design", Pearson.</p> <p>4. Microprocessor Programming and Interfacing Laboratory Manual</p> <p>Online Resources (e-books, notes, ppts, video lectures etc.):</p> <p>1. The Intel Microprocessors: Architecture Programming and Interfacing book by Barry B. Brey, Eighth Edition <https://userpages.umbc.edu/~squire/intel_book.pdf></p> <p>2. Microprocessors Lectures adapted from slides and the textbook materials of Dr. Kip Irvine <https://www.philadelphia.edu.jo/academics/qhamarsheh/page.php?id=13></p> <p>3. Documentation for Emu8086 <https://www.philadelphia.edu.jo/academics/qhamarsheh/uploads/emu8086.pdf></p> <p>4. Microprocessors and Interfacing NPTEL Video Lectures <https://nptel.ac.in/courses/108/103/108103157/></p> <p>5. x86 Assembly Language Programming <https://cs.lmu.edu/~ray/notes/x86assembly/></p> <p>E-content:</p> <p>20. Faggin, Federico, Marcian E. Hoff, Stanley Mazor, and Masatoshi Shima. "The History of the 4004." <i>Ieee Micro</i>, vol. 16, no. 6 (1996), pp. 10-20. https://www3.nd.edu/~kogge/courses/cse40462-VLSI-fa18/www/Public/other/history_of_4004.pdf</p> <p>21. Brooks, David M., Pradip Bose, Stanley E. Schuster, Hans Jacobson, Prabhakar N. Kudva, AlperBuyuktosunoglu, John Wellman, Victor Zyuban, Manish Gupta, and Peter W. Cook. "Power-aware microarchitecture: Design and modeling challenges for next-generation microprocessors." <i>IEEE Micro</i>, vol. 20, no. 6 (2000), pp. 26-44. https://dominoweb.draco.res.ibm.com/reports/rc21876.pdf</p> <p>22. Sima, Dezső. "Decisive aspects in the evolution of microprocessors." <i>Proceedings of the IEEE</i>, vol. 92, no. 12 (2004), pp. 1896-1926. https://ieeexplore.ieee.org/document/1360164</p>				

<p>23. Borkar, Shekhar, and Andrew A. Chien. "The future of microprocessors." Communications of the ACM, vol. 54, no. 5 (2011), pp. 67-77. https://www.eng.auburn.edu/~agrawvd/COURSE/READING/ARCH/Future_of_microP_Borkar.pdf</p> <p>24. Radhakrishnan, Kaladhar, Madhavan Swaminathan, and Bidyut K. Bhattacharyya. "Power delivery for high-performance microprocessors—challenges, solutions, and future trends." IEEE Transactions on Components, Packaging and Manufacturing Technology, vol. 11, no. 4 (2021), pp. 655-671. https://ieeexplore.ieee.org/stamp/stamp.jsp?arnumber=9377004.</p> <p>6. https://presiuniv.knimbus.com/user#/home</p>	
<p>Topics relevant to "ENTREPRENEURIAL SKILLS": Assembly Language Programming concepts, Memory & I/O Interfacing, Interrupts and Programmable Peripheral ICs for developing Entrepreneurial Skills through Participative Learning techniques. This is attained through assessment component mentioned in course handout.</p>	
Catalogue prepared by	Mrs. Priyanka Ray
Recommended by the Board of Studies on	BOS Meeting NO: 15th, Dated BOS 28/07/2022
Date of Approval by the Academic Council	Academic Council Meeting No. 18th, Dated 03/08/2022

Course Code: ECE3802	Course Title: Artificial Neural Networks Type of Course: Open Elective Theory	L- T-P- C	3	0	0	3
Version No.	1.0					
Course Pre-requisites	NA					
Anti-requisites	Computational Intelligence and Machine Learning (ECE3015)					
Course Description	The purpose of this course is to introduce the students to Machine learning and decision systems. The course is both conceptual and analytical and develops critical design skills by introducing the concept of “Thinking by machines”. We talk of gathering and processing of knowledge, and classifiers and controllers based on approximate reasoning. It is intended at introducing basic concepts to Non ECE and CSE students.					
Course Objectives	The objective of the course is to familiarize the learners with the concepts of Artificial Neural Networks and attain SKILL DEVELOPMENT through PARTICIPATIVE LEARNING techniques					
Course Outcomes	On successful completion of this course the students shall be able to: <div><div>i.</div><div>ii.</div><div>iii.</div><div>iv.</div></div> Distinguish Learning paradigms and Learning Algorithms for a simple neural network. Explain the implementation of linearly separable/ Non- linearly separable problems with SLP/ MLP. Illustrate the implementation of non-linearly separable problems with MLP. Discuss various real time problems and their solutions using ANN.					
Course Content:						
Module 1	Introduction To Artificial Neural Networks	Assignments	Assignments	09 SESSIONS		
Topics: Module: 1: Natural and artificial neuron, Models Of A Neuron, simple real world learning problem like a two year baby learning sweet milk versus fire. Neural Networks- Associated Graphs And Feedback, Network Architectures And Knowledge Representation, 4 Rules of Knowledge. Learning Processes, Learning Algorithms and learning Paradigms. ANNs						
Module 2	Single layer perceptron for linearly separable problems	Quizzes and assignments	Quizzes and assignments	10 SESSIONS		
Topics: Single Layer Feed forward N/W, Multilayer Feed Forward N/W, Rosenblatt’s Perceptron, Error correction algorithm, Hebbian learning algorithm and Perceptron convergence algorithm. Introduction to Digital Logic gates. Implementation of learning with different algorithms for linearly separable digital logic gates. Derivation of perceptron convergence theorem and Introduction to LMS algorithm. Concept and Domain of MLP for non-linearly separable problems where SLP is unsuitable (no derivations).						
Module 3	Multilayer perceptron	Quizzes and assignments	Quizzes and assignments	10 SESSIONS		

Topics: The back propagation algorithm, Forward path for function computation, back ward path for error computation and synaptic adjustments, X-OR Problem and why it cannot be implemented with SLP, Heuristics for making back propagation perform better.				
Module 4	Applications of ANN	Quiz	Quizzes and assignments	11 SESSIONS
Topics: Applications: Implementing Artificial Neural Network training process in MATLAB and Python, Introduction to CNN, Implementation of classification task on MATLAB, Implementation of image recognition using CNN on python, Demonstration of real time projects based on image classification on Teachables				
List of Laboratory Tasks: NA				
Targeted Application & Tools that can be used :				
JOBS- AI & ML ENGINEERS IN SOFTWARE INDUSTRY, Data Scientist, Machine Learning Engineer, Research Scientist, Business Intelligence Developer, AI Data Analyst, Big data engineering, Robotics Scientist, AI engineer TOOLS – PYTHON, MATLAB, JAVA.				
Project work/Assignment:				
1. Sample Project works - Iris Flowers Classification Project, MNIST Digit Classification Machine Learning Project, Stock Price Prediction using Machine Learning, Wine Quality Test Project, Music Genre Classification Machine Learning Project, Handwritten Character Recognition				
2. Sample Assignments –				
i. You went to an agriculture farm which cultivates vegetables. Identify any three problems which can be solved by machine learning and mention the steps of database preparation and training the models.				
ii. Implement the perceptron model of a two-input XOR gate in MATLAB/ Python and verify the structure using the truth table.				
iii. Please visit the college library or e-resource and find the below Journal and submit the report for the following paper (Attach the title of the journal and the paper)				
iv. A single layer n/n is given with two input values $[x_1 \ x_2] = [0.05 \ 0.10]$; and initial weights as $w_1=0.15 \ w_2=0.20 \ w_3=0.25 \ w_4=0.30 \ w_5=0.40 \ w_6=0.45 \ w_7=0.50 \ w_8=0.55$; bias value as $b_1=0.35 \ b_2=0.60$; target value $T_1=0.01, T_2=0.99$. Show the steps for both forward and backward pass at the output layer.				
3. Book/Article review: At the end of each module a book reference or an article topic will be given to an individual or a group of students. They need to refer the library resources and write a report on their understanding about the assigned article in appropriate format. Presidency University Library Link .				
Text Book(s):				
5. Simon Haykin, "Neural Networks and Learning Machines", Pearson.				
Reference Book(s)				
1. C. Bishop, "Neural Networks for Pattern Recognition", Oxford University Press.				
2. K. Mehrotra, C. Mohan, and S. Ranka, "Elements of Artificial Neural Networks", MIT Press				
3. Python Crash Course: A Hands-On, Project-Based Introduction to Programming (2nd Edition) by Eric Matthes				
Online Resources (e-books, notes, ppts, video lectures etc.):				
1. Introduction to ANN (NPTEL) - https://nptel.ac.in/courses/117/105/117105084/				
2. Artificial Intelligence Courses (Udemy) - https://www.udemy.com/topic/artificial-intelligence/				
3. Supervised Machine Learning: Regression and Classification by Dr. Andrew Ng (Coursera) - https://www.coursera.org/learn/machine-learning				
E-content:				

<ol style="list-style-type: none"> 1. Ciregan, D., Meier, U., & Schmidhuber, J. (2012, June). Multi-column deep neural networks for image classification. In 2012 IEEE conference on computer vision and pattern recognition (pp. 3642-3649). IEEE. - https://ieeexplore.ieee.org/abstract/document/6248110 2. W. Lin and G. Chen, "Large Memory Capacity in Chaotic Artificial Neural Networks: A View of the Anti-Integrable Limit," in <i>IEEE Transactions on Neural Networks</i>, vol. 20, no. 8, pp. 1340-1351, Aug. 2009, doi: 10.1109/TNN.2009.2024148. - https://ieeexplore.ieee.org/document/5166455 3. K. B. Lee and H. S. Shin, "An Application of a Deep Learning Algorithm for Automatic Detection of Unexpected Accidents Under Bad CCTV Monitoring Conditions in Tunnels," <i>2019 International Conference on Deep Learning and Machine Learning in Emerging Applications (Deep-ML)</i>, 2019, pp. 7-11, doi: 10.1109/Deep-ML.2019.00010. https://ieeexplore.ieee.org/document/8876906 4. D. Goularas and S. Kamis, "Evaluation of Deep Learning Techniques in Sentiment Analysis from Twitter Data," <i>2019 International Conference on Deep Learning and Machine Learning in Emerging Applications (Deep-ML)</i>, 2019, pp. 12-17, doi: 10.1109/Deep-ML.2019.00011. https://ieeexplore.ieee.org/document/8876896 	
Topics relevant to "ENTREPRENEURIAL SKILLS": Applications of ANN for developing Entrepreneurial Skills through Participative Learning techniques. This is attained through assessment component mentioned in course handout.	
Catalogue prepared by	Ms Anupama S, Mr. Arvind Kumar
Recommended by the Board of Studies on	15 th BOS held on 28/07/2022
Date of Approval by the Academic Council	Meeting No. 18 th , Dated 03/08/2022

Course Code: ECE3803	Course Title: Smart Electronics in Agriculture Type of Course:	L- T-P- C	3	0	0	3
Version No.	1.0					
Course Pre-requisites	Basic concepts assembly programming and embedded C, Understanding of interfacing Memory and peripherals.					
Anti-requisites	NIL					
Course Description	<p>The purpose of this course is to introduce students to smart and precision based agriculture are technology methods. Electronics has played a major role in developing the economy of the nation. India is the farmers land and agro based business are existing in India from long time. This course is designed to introduce a new approach of engineering where the modern sensors and embedded solutions along with mechanical and traditional equipment work hand in hand to increase the yield of the farmer. Electronics technologies and Industry 4.0 which is transforming the industry by integrating modern technology with the help of sensors, computational processes and communication technologies. The course inculcates critical thinking skill within students to develop and design a complete solution using program and interfacing hardware to provide wireless or wired smart solutions. The nature of course being comprehensive as well as application based, covers number of quizzes, simulations and interfacing practical's which helps to enhance students' abilities to become an IoT Application Designer.</p> <p>The associated assignment provides an opportunity to validate the concepts taught as well as enhances the ability to analyze the real-world problems in order to provide a solution using various simulation tools and hardware interfacing techniques.</p>					
Course Objective	This course is designed to develop <u>ENTREPRENEURIAL SKILLS</u> by using <u>EXPERIENTIAL LEARNING</u> techniques.					
Course Outcomes	On successful completion of this course the students shall be able to: (1) Explain the Components and Process of Agriculture. (2) Demonstrate the electronics smart sensors and embedded systems. (3) Employ techniques for cloud based application in agriculture.					
Course Content:						
Module 1	Component of Agriculture	QUIZ	Comprehension level Quiz		12 classes	
Topics: Indian Agriculture and green revolution. Methods of agriculture and role of technology in agriculture. Role of technology in fertilizers and pesticide and irrigation management in modern agriculture, integrating big data Practices in Agriculture, Internet of things (IoT) and data analytics in smart agriculture: Functional framework for IoT-based agricultural system Functional framework for edge-based agricultural system Benefits and challenges. IoT fundamentals and its applications devices for smart agriculture. Precision agriculture Hydroponics.						

Module 2	Smart electronic for Agriculture	Case Study	Sensor and Embedded system	15 classes
<p>Topics:</p> <p>Sensors and actuator for agriculture, smart embedded systems, understanding Arduino Boards, Programming and Interfacing. Selection of Embedded Platform. IoT technology Edge computing, Fog computing cloud computing, Cloud architecture, SaaS, PaaS, IaaS. Cloud service provider Google Cloud. Iot Accessing technology- IEEE 802.15.1, IPV4 and IPV6 Addressing IoT nodes, IoT Edge, MQTT, AMQP, COAP Interfacing RFID and Sensors and Actuators through Protocols</p>				
Module 3	Cloud Based IoT Applications	Mini Project	System Design Task and Analysis	12 Classes
<p>Topics:</p> <p>The Internet of Things in agriculture for sustainable rural development. Internet of Things (IoT) in agriculture toward urban greening. Smart e-agriculture monitoring systems , smart agriculture using renewable energy and AI-powered IoT. Surveying smart farming for smart cities, Farm Automation. A fog computing-based IoT framework for prediction of crop disease using big data analytics Agribots: A gateway to the next revolution in agriculture, Transforming IoT in aquaculture: A cloud solution</p>				
<p>Targeted Application & Tools that can be used:</p> <p>Important Applications range from civilian to defense sectors. These domains include agriculture, space, healthcare, manufacturing, construction, water, and mining, which are presently transitioning their legacy infrastructure to support IOT</p> <p>Professionally Used Software: Kiel, C and Python</p>				
<p>Project work/Assignment:</p> <p>1. Case Studies: At the end of the course students will be given a 'real-world' application based circuits like Power Amplifier, Signal/Function Generator etc. as a case study. Students will be submitting a report which will include Circuit Diagrams, Design, Working Mechanism and Results etc. in appropriate format.</p> <p>2. Book/Article review: At the end of each module a book reference or an article topic will be given to each student. They need to visit the library and write a report on their understanding about the assigned article in appropriate format. Presidency University Library Link.</p> <p>3. Presentation: There will be a group presentation, where the students will be given a topic. They will have to explain/demonstrate the working and discuss the applications for the same.</p> <p>4. Assignment: Project Assignment: Design a IOT based application for healthcare and agriculture and physically challenged peoples.</p> <p>Assignment: 1] Write a brief report on Current IOT based systems available and identify their components, the Network they are using to communicate.</p> <p>Assignment: 2] Design a IOT based application for</p> <ol style="list-style-type: none"> Climate condition monitoring and automated systems Internet of Things on sustainable aquaculture system IoT-based monitoring system for freshwater fish farming: Analysis and design Design a IoT based agricultural system for optimal management 				
<p>Textbook(s):</p> <ol style="list-style-type: none"> Ajith Abraham, Sujata Dash, Joel J.P.C. Rodrigues, Biswaranjan Acharya, Subhendu Kumar Pani "AI, Edge and IoT-based Smart Agriculture "1st Edition November 10, 2021 Prasant Kumar Pattnaik, Raghvendra Kumar, S. N. Panda, Souvik Pal " IoT and Analytics for Agriculture"2020 				
<p>References</p>				

- 1.. Arshdeep Bagha & Vijay Madiseti, " Internet of Things a Hands on Approach"
2. Adrian McEwen & Hakim Cassimally "Designing the Internet of Things".
- 3.IoT Fundamentals: Networking Technologies, Protocols, and Use Cases for the Internet of Things By David Hanes, CCIE No. 3491 Gonzalo Salgueiro, CCIE No. 4541

E-Content:-

- 3 Vijaya Saraswathi R, Sridharani R, Saranya chowdary P ,Nikhil K Smart Farming: The IoT based Future Agriculture 2022 4th International Conference on Smart Systems and Inventive Technology (ICSSIT) 25 February 2022
[Smart Farming: The IoT based Future Agriculture | IEEE Conference Publication | IEEE Xplore](#)
- 4 Cheena Sharma and Naveen Kumar Gondhi 2018 3rd International Conference On Internet of Things: Smart Innovation and Usages (IoT-SIU) 23-24 Feb. 2018 Communication Protocol Stack for Constrained IoT Systems.
<https://ieeexplore.ieee.org/document/8519904/authors#authors>
- 5 Bertha Mazon-Olivo and Alberto Pan IEEE Latin America Transactions 1 Jan.- 2022 Internet of Things: State-of-the-art, Computing Paradigms and Reference Architectures.
<https://ieeexplore.ieee.org/xpl/tocresult.jsp?isnumber=9662165>
- 6 Isaac Odun-Ayo, M. Ananya, Frank Agono and Rowland Goddy-Worlu ,2018 18th International Conference on Computational Science and Applications (ICCSA), 2-5 July 2018, Cloud Computing Architecture: A Critical Analysis.
<https://ieeexplore.ieee.org/document/8439638>
- 5 [Introduction To Internet Of Things - Course \(nptel.ac.in\)](#)

Topics relevant to development of "Employability": The Internet of Things in agriculture for sustainable rural development.

Internet of Things (IoT) in agriculture toward urban greening. Topics relevant to development of "Entrepreneurship" : Smart e-agriculture monitoring systems , AI-powered IoT. Surveying smart farming for smart cities, Farm Automation.

Catalogue prepared by	Ms.Renuka Bhagwat
Recommended by the Board of Studies on	BOS NO: 15th BOS held on 28/07/2022
Date of Approval by the Academic Council	Academic Council Meeting No. 18, Dated 3/8/2022

Course Code: ECE3804	Course Title: Environment Monitoring system Type of Course: Open Elective		L- T-P- C	3	0	0	3
Version No.	1.0						
Course Pre-requisites	NIL						
Anti-requisites	Internet of Things						
Course Description	This course provides fundamental concepts of various environment monitoring eco systems. It provide students with deep knowledge of sensors and data acquisition systems to monitor atmospheric Process, water resources, terrestrial ecosystems and wildlife monitoring systems. The course also provides students with deep knowledge of importance of single board computers and data loggers.						
Course Objective	The objective of the course is <u>SKILL DEVELOPMENT</u> of student by using <u>PARTICIPATIVE LEARNING</u> techniques						
Course Outcomes	On successful completion of this course the students shall be able to: (1) Describe the concepts of continuous real time monitoring systems with Internet of Things. (2) Understand constraints and opportunities of single board computers. (3) Describe the various setup to monitor and measure the data collected from environment. (4) Able to design and perform experiments on sensors and develop the projects based on the customer needs.						
Course Content:							
Module 1	Introduction	Quiz	Memory Recall based Quizzes	10 Sessions			
Topics: Environmental systems,Echo systems and planet earth.Human Interaction with the environment, from measuring to knowing, continuous real time monitoring,data management and World Wide Web. Sampling,Ground based,airborne and spaceborne systems.							
Module 2	From Sensors to systems.	Assignment / Quiz	Memory Interfacing Task and Analysis	12 Sessions			
Topics: Sensors and transducers: Principles of electrical quantities, circuits,sensor specifications, from sensors to transducers, case studies:from light sensors to a light transducers, from thermistor to temperature tranducers,temperature transduces for air,soil and water.Thermocouples,using thermocouples.							
Module 3	Data Acquisition systems	Assignment	Memory Interfacing Task and Analysis	10 Sessions			
Topics: Introduction to data loggers, applications in environment monitoring, analog channels, Real time clock, communications with datalogger,RS-232 standard, single board computers, ARM Architectures							

Module 4	Applications	Assignment	Programming and Simulation task.	09 Sessions
Topics: Atmospheric Process, water resources, terrestrial ecosystems and wildlife monitoring systems				
<p>Targeted Application & Tools that can be used:</p> <p>Application Area: Environmental monitoring applications are essential to generating information about the quality of the environment around us, including whether it is improving, worsening, or staying the same. The kind of data environmental monitoring applications produce assist in decision making, both by governments and private actors. Of course policymakers need accurate, reliable information from applied environmental monitoring, and so do municipal engineers, public health experts, first responders dealing with environmental emergencies, farmers, foresters, hunters, and recreational wilderness users all rely upon these applications.</p> <p>Professionally Used Software: students can use open SOURCE Softwares like Keil, Python IDLE etc.</p>				
<p>Project work/Assignment:</p> <ol style="list-style-type: none"> 1. Mini Projects: At the end of the course students will be assigned a project work on solving many environmental monitoring issues in real time. 2. Book/Article review: At the end of each module a book reference or an article topic will be given to an individual or a group of students. They need to refer the library resources and write a report on their understanding about the assigned article in appropriate format. Presidency University Library Link . 3. Presentation: There will be a group presentation, where the students will be given a project on wearable device applications. They will have to explain/demonstrate the working and discuss the applications for the same. 				
<p>Textbook(s): Miguel. F Acevedo editors. "Real time Environment monitoring systems" Institution of Engineering and Technology, Taylor and Francis publication, First edition.</p>				
<p>References Reference Book(s)</p> <ol style="list-style-type: none"> 1. Janick F Artiola editors. "Environmental Monitoring and characterization". Elsevier academic press, second edition,2004. 2. Subash Chandra. "Smart sensing for agriculture and environmental monitoring ". Springer publisher,second edition,2010. <p>Online Resources (e-books, notes, ppts, video lectures etc.):</p> <ol style="list-style-type: none"> 25. Ambient assisted living and enhanced living environments: principles, technologies and control Ciprian Dobre, First Edition < https://www.elsevier.com/books/ambient-assisted-living-and-enhanced-living-environments/dobre/978-0-12-805195-5 > 26. Introduction to wearable technologies <https://www.mdpi.com/books/pdfdownload/book/1088 > 27. Case studies on Wearable technology< https://www.htciitm.org/wearables> <p>E-content:</p> <ol style="list-style-type: none"> 12. Air Sampling Instruments for Evaluation of Atmospheric Contaminants (ISBN-13: 978-1882417087. 13. Standard Methods for the Examination of Water and Wastewater, 21st Ed. 2005 APHA, AWWA. https://www.worldcat.org/title/standard-methods-for-the-examination-of-water-and-wastewater/oclc/156744115. 				

<p>14. R. Maheswar, P. Jayarajan, S. Vimalraj, G. Sivagnanam, V. Sivasankaran and I. S. Amiri, "Energy Efficient Real Time Environmental Monitoring System Using Buffer Management Protocol," 2018, pp. 1-5, doi: 10.1109/ICCCNT.2018.8494144. https://ieeexplore.ieee.org/document/8494144.</p> <p>15. F. Sánchez-Rosario <i>et al.</i>, "A low consumption real time environmental monitoring system for smart cities based on ZigBee wireless sensor network," 2015, pp. 702-707, doi: 10.1109/IWCMC.2015.7289169. https://ieeexplore.ieee.org/document/7289169.</p>	
<p>Topics relevant to development of "SKILL": System design for environmental monitoring systems.</p>	
Catalogue prepared by	Dr. Divya Rani
Recommended by the Board of Studies on	BOS NO: 15 th BOS held on 28/07/2022
Date of Approval by the Academic Council	Academic Council Meeting No. 18, Dated 03/08/2022

Course Code: ECE3805	Course Title: Consumer Electronics Type of Course: Open Elective	L- T-P- C	3	0	0	3
Version No.	1.0					
Course Pre-requisites	Basics of Electronics					
Anti-requisites	NIL					
Course Description	This course is designed to enhance the knowledge, skills and attitude in performing testing assembling/disassembling of electronic components, maintaining and repairing audio/video products and systems, terminating/connecting electrical & electronics circuit and maintaining and repairing electrically-controlled domestic appliance .It also covers Computer operation with internet browsing, industry control system, Color TV, LCD, LED,CD VCD, DVD, IPS, UPS, cellular phone, House hold appliance and using specialized equipment repair and commissioning of consumer electronic products and systems.					
Course Objective	This course is designed to develop <u>ENTREPRENEURIAL SKILLS</u> by using <u>EXPERIENTIAL LEARNING</u> techniques					
Course Outcomes	On successful completion of this course the students shall be able to: 1. Identify the devices and system functions 2. Classify the components in electronics 3. Demonstrate and explain the house hold appliances					
Course Content:						
Module 1	Audio Fundamentals, Devices & Systems	Assignment/ Quiz	Memory Recall based Quizzes	15 Sessions		
Topics: Basic characteristics of sound signal, Audio level metering, decibel level in acoustic measurement, Microphone & Types, speaker types & working principle, Sound recording principle & types. Basic characteristics of sound signal, Audio level metering, decibel level in acoustic measurement, Microphone & Types, speaker types & working principle, Sound recording principle & types.						
Module 2	Television Fundamentals	Assignment/ Quiz	Real time Application Project	15 Sessions		
Topics: Monochrome TV standards, scanning process, aspect ratio, persistence of vision and flicker, interlace scanning, picture resolution, Composite video signal, Colour TV standards, colour theory, hue, brightness, saturation, luminance and chrominance, Different types of TV camera, Transmission standards. PAL-D colour TV receiver, Digital TVs:- LCD, LED , PLASMA, HDTV, 3-D TV, projection TV, DTH receiver, Video interface, Digital Video, SDI, HDMI Multimedia Interface , Digital Video Interface, CD and DVD player.						
Module 3	Home / Office Appliances	Assignment/ Quiz	Memory Recall based Quizzes	10 Sessions		

Home Appliances: Inverter, Microwave oven, Domestic Refrigerator, Controls in Refrigerator, Room Air Conditioning.

Office Appliances : Calculator, Facsimile (FAX) and Pager.

Targeted Application & Tools that can be used:

Consumer Electronics appear in a variety of application in repairing the electrical, electronic components and devices, repair of consumer house hold appliances

Professionally Used Software: Multisim

Project Work/Assignment:

1. Case Studies: At the end of the course students will be given a 'real-world' application based on consumer electronics. Students will be submitting a report on the same which will include in appropriate format.

2. Book/Article review: At the end of each module a book reference or an article topic will be given to an individual or a group of students. They need to refer the library resources and write a report on their understanding about the assigned article in appropriate format.
[Presidency University Library Link](#).

3. Presentation: There will be a group presentation, where the students will be given a topic. They will have to explain/demonstrate the working and discuss the applications for the same.

4. Project Assignments:

Consumer electronic products are invariably covered by a 'Manufacturer's Warranty' which offers the purchaser some protection against defective workmanship and component failure during a limited term.

Assignment 1: Device control using Smart Phone's Bluetooth

Assignment 2: Stereophonic Acoustic Echo Suppression for Speech Interfaces for Intelligent TV Applications.

Text Book(s):

1. Bali.S.P, "*Consumer Electronics*", Pearson Education India,2010 , latest edition

Reference(s):

Reference Book(s):

- R1 Bali R and Bali S.P, "*Audio video systems : principle practices & troubleshooting*", Khanna Book Publishing Co. (P) Ltd., 2010Delhi , India, latest edition
- R2 Gulati R.R., "*Modern Television practices*", New Age International Publication (P) Ltd. New Delhi Year 2011, latest edition.
- R3 Gupta R.G. "*Audio video systems*", Tata Mc graw Hill, New Delhi, India 2010, latest editio

Online Resources (e-books, notes, ppts, video lectures etc.):

- 1. <https://nptel.ac.in/courses/117108140>
- 2. https://en.wikipedia.org/wiki/Consumer_electronics

E-content:

- 1. H. Hoang, S. Lee, Y. Kim, Y. Choi and F. Bien, "An adaptive technique to improve wireless power transfer for consumer electronics," in IEEE Transactions on Consumer Electronics, vol. 58, no. 2, pp. 327-332, May 2012, doi: 10.1109/TCE.2012.6227430.
- 2. L. Morra, S. P. Mohanty and F. Lamberti, "Artificial Intelligence in Consumer Electronics," in IEEE Consumer Electronics Magazine, vol. 9, no. 3, pp. 46-47, 1 May 2020, doi: 10.1109/MCE.2019.2962163.
<https://ieeexplore.ieee.org/abstract/document/9055488>

3. F. Pieri, C. Zambelli, A. Nannini, P. Olivo and S. Saponara, "Is Consumer Electronics Redesigning Our Cars?: Challenges of Integrated Technologies for Sensing, Computing, and Storage," in IEEE Consumer Electronics Magazine, vol. 7, no. 5, pp. 8-17, Sept. 2018, doi: 10.1109/MCE.2017.2771515.	
Topics relevant to the: "FOUNDATION SKILLS", Television fundamentals with their applications. Topics relevant to the: "EMPLOYABILITY", Home / Office Appliances .	
Catalogue prepared by	
Recommended by the Board of Studies on	15 th BOS held on 28/07/2022
Date of Approval by the Academic Council	Meeting No. 18 th , Dated 03/08/2022

Course Code: ECE3806	Course Title: Product Design of Electronic Equipment Type of Course: Open Elective Theory only		L- T-P- C	3	0	0	3
Version No.	1.0						
Course Pre-requisites	NIL						
Anti-requisites	NIL						
Course Description	The purpose of this course is to give the students the opportunity to improve their design abilities for some well-known consumer electrical goods. Basic circuit configurations for many different electronic goods are covered throughout the course. By taking into account their electrical, mechanical, ergonomic, and aesthetic design aspects, the students will be able to design and develop various electronic components. The course's thoroughness includes a variety of tests, computer-aided design-based tools, and mockup-based projects that help students develop their talents to work independently as product design engineers.						
Course Objective	This course is designed to develop <u>ENTREPRENEURIAL SKILLS</u> by using <u>EXPERIENTIAL LEARNING</u> technique for designing various electronic products						
Course Outcomes	On successful completion of this course the students shall be able to: (1) Outline various electronic products and their design considerations. (2) Discuss PCB design and fabrication flow.. (3) Report ergonomic, aesthetic and packaging requirements of electronic products. (4) Discover safety and reliability issues and compliance requirement in electronic products design.						
Course Content:							
Module 1	Overview of Electronic Products and Product Design Considerations	Quiz	Memory Recall based Quizzes			10 Classes	
Topics: Audio Systems; Video Systems and; Domestic & Consumer; Air-conditioners and Refrigerators; Computers office Systems; Telephone & Mobile Radio Systems.							
Module 2	PCB Design and Manufacturing	Assignment / Quiz	Programming and Simulation task			12 Classes	
Topics: Power Supply Design – Basic circuit configurations, Regulators, Switching Regulators, Switch Mode Power Supply, PWM Control methods; CAD Tools for PCB Design – Design							

Rules, Schematic, Simulation, Netlist Import, Place and Route, Advance PCBs; PCB Fabrication Process; Electromagnetic Interference (EMI) – EMC and EMI, EMI Reduction and Shielding.				
Module 3	Ergonomics and Packaging for Electronic Products	Assignment	Mock up Design and Analysis Tasks	10 Classes
<p>Topics:</p> <p>Ergonomics and Aesthetics in Electronic Product Design – Overview of Ergonomics and Aesthetics in for Electronic Products, issues in placement and integration various electronic components; Packaging, Enclosures and Cooling of Electronic Systems; 3D Printing and Computer Aided Design.</p>				
Module 4	Product Safety and Reliability	Assignment	System Design Analysis	07 Classes
<p>Topics:</p> <p>Product safety and reliability issues; System Reliability – MTTF, MTBF, MTTR etc. Maintainability, Faults and their analysis; Standards related to electrical safety and fire hazards, Design techniques for ESD, RF interference and immunity, Line current harmonics and mains voltage surge.</p>				
<p>Targeted Application & Tools that can be used:</p> <p>Application Area is electronic products and their appearance w.r.t. ergonomics and aesthetic leading to design of various consumer electronic devices and systems.</p> <p>Professionally Used Software: Matlab / Python / LabVIEW / ORCAD</p>				
Project work/Assignment:				
<p>1. Case Studies: At the end of the course students will be given a 'real-world' product design design case studies. Students will be submitting a report which will include Circuit Diagrams, Design, Working Mechanism and Results etc. and/or a mock-up model in appropriate format.</p> <p>2. Book/Article review: At the end of each module a book reference or an article topic will be given to an individual or a group of students. They need to refer the library resources and write a report on their understanding about the assigned article in appropriate format. <https://presiuniv.knimbus.com/user#/home>.</p> <p>3. Presentation: There will be a group presentation, where the students will be given a topic. They will have to explain/demonstrate the working and discuss the applications for the same.</p> <p>Project Assignment: Carry out various design and analysis task for various consumer electronics products.</p> <p>Assignment: 1] Simulate and design the layout of an audio amplifier PCB..</p> <p>Assignment 2: Prepare a mockup model of an electronic product by considering ergonomic and aesthetic issues in mind (e.g. a new mouse, a new table lamp, an audio device etc.)</p>				
<p>Textbook(s):</p> <ol style="list-style-type: none"> 1. Bali, S. P. <i>Consumer Electronics</i>. Pearson Education India, 2007. 2. Mitzner, Kraig. <i>Complete PCB design using OrCad capture and layout</i>. Elsevier, 2011. 				
<p>Reference(s):</p> <p>Reference Book(s):</p> <ol style="list-style-type: none"> 1. Mitzner, Kraig. <i>Complete PCB design using OrCad capture and layout</i>. Elsevier, 2011. 2. Reis, Ronald A. "Electronic project design and fabrication." (1989). 3. Bagad, V. S. <i>Electronics Product Design</i>. Technical Publications, 2009. 4. Ohring, Milton, and Lucian Kasprzak. <i>Reliability and failure of electronic materials and devices</i>. Academic Press, 2014. 5. O'Connor, Patrick, and Andre Kleyner. <i>Practical reliability engineering</i>. John Wiley & Sons, 2012. 				

Online Resources (e-books, notes, ppts, video lectures etc.):

10. Dr. Shabari Nath's NPTEL Lecture Notes and Videos on "Design of Power Electronic Converters" delivered by Paban Bujor Barua:
<https://www.youtube.com/watch?v=f1soGt0uNqc>
11. Dr. Shantanu Bhattacharya's NPTEL Lecture Notes and Videos on "Advanced manufacturing process for micro system fabrication"(IIT Kanpur):
https://www.youtube.com/watch?v=_QIVe7iFd4M
12. Prof. G. V. Mahesh's NPTEL Lecture Notes and Videos on "An Introduction to Electronics Systems Packaging", (IISc Bangalore):
<https://nptel.ac.in/courses/108108031>
13. Prof. P. C. Pande's Lecture Notes on PCB Design (IIT Bmbay):
https://www.ee.iitb.ac.in/~pcpandey/courses/ee616/pcblayout_c_aug07.pdf

E-content:

28. Wallace, David R., and Mark J. Jakiela. "Automated product concept design: unifying aesthetics and engineering." *IEEE Computer graphics and applications* 13, no. 4 (1993): 66-75.
<https://ieeexplore.ieee.org/abstract/document/219453>
29. Dahl, D. W., Chattopadhyay, A., & Gorn*, G. J. (1999). The use of visual mental imagery in new product design. *Journal of Marketing Research*, 36(1), 18-28.
<https://www.jstor.org/stable/pdf/3151912.pdf>
30. Han, Sung H., Myung Hwan Yun, Jiyoung Kwahk, and Sang W. Hong. "Usability of consumer electronic products." *International journal of industrial ergonomics* 28, no. 3-4 (2001): 143-151.
<https://www.sciencedirect.com/science/article/abs/pii/S0169814101000257>
31. Kwahk, Jiyoung, and Sung H. Han. "A methodology for evaluating the usability of audiovisual consumer electronic products." *Applied ergonomics* 33, no. 5 (2002): 419-431.
<https://www.sciencedirect.com/science/article/abs/pii/S0003687002000340>
32. Creusen, Marielle EH, and Jan PL Schoormans. "The different roles of product appearance in consumer choice." *Journal of product innovation management* 22, no. 1 (2005): 63-81.
<https://onlinelibrary.wiley.com/doi/abs/10.1111/j.0737-6782.2005.00103.x>
33. Archambeault, Bruce, Colin Brench, and Sam Connor. "Review of printed-circuit-board level EMI/EMC issues and tools." *IEEE Transactions on Electromagnetic compatibility* 52, no. 2 (2010): 455-461.
<https://ieeexplore.ieee.org/document/5466556>
34. Eshkeiti, Ali, Avuthu SG Reddy, Sepehr Emamian, Binu B. Narakathu, Michael Joyce, Margaret Joyce, Paul D. Fleming, Bradley J. Bazuin, and Massood Z. Atashbar. "Screen printing of multilayered hybrid printed circuit boards on different substrates." *IEEE transactions on components, packaging and manufacturing technology* 5, no. 3 (2015): 415-421.
<https://ieeexplore.ieee.org/document/7027841>

Topics relevant to development of "EMPLOYABILITY": Working Principles of various electronic consumer products, PCB Design.

Topics relevant to development of "ENVIRONMENT AND SUSTAINABILITY SKILLS": Types of materials and wastes produced during fabrication processes as well as discarded electronic waste.

Catalogue prepared by	Dr. Rajiv Ranjan Singh
Recommended by the Board of Studies on	BOS NO: 15 th BOS held on 28/07/2021
Date of Approval by	Academic Council Meeting No. 18 th , Dated 03/08/2022

the Academic Council	
----------------------	--

Course Code: ECE3807	Course Title: Introduction to Data Analytics Type of Course: Open Elective Theory		L- T- P- C	3	0	0	3
Version No.	1.0						
Course Pre-requisites	Probability and Statistics						
Anti-requisites	NIL						
Course Description	<p>This course presents an introduction to the concepts of data analysis, the role of a Data Analyst, and the tools that are used to perform data analytics. It will provide an understanding of the data ecosystem and the fundamentals of data analysis, such as data gathering or data mining. It also provides the knowledge required to effectively communicate data to stakeholders, and making a data driven decision.</p> <p>Throughout this course, students will learn the fundamentals of gathering data, and learning how to identify data sources. They will also learn how to clean, analyze, and share data with the use of visualizations and dashboard tools.</p>						
Course Objective	This course is designed to develop <u>ENTREPRENEURIAL SKILLS</u> by using <u>EXPERIENTIAL LEARNING</u> techniques.						
Course Outcomes	CO1] Describe the various processes of data analytics. CO2] Manipulate data in Python. CO3] Demonstrate an ability to solve and analyze the different types of data. CO4] Identify the need of data analytics.						
Course Content:							
Module 1	Introduction to Data Analytics	Quiz/Assignment	Memory Recall based Quizzes/Assignments		6 classes		
Topics: Data Analysis, Knowledge Domains of the Data Analyst, Understanding the Nature of the Data, Data Cleaning and Preparation, Handling Missing Data, Data Transformation, String Manipulation, The Data Analysis Process, Quantitative and Qualitative Data Analysis, Data Loading, Storage, and File Formats, I/O API Tools, CSV and Textual Files, Reading Data in CSV or Text Files, Time Series data analysis							
Module 2	Introduction to the Python's World- Plotting and Visualization	Quiz/Assignment	Programming, Analysis and Visualization		8 classes		

<p>Topics:</p> <p>Python—The Programming Language, Python 2 and Python 3, IPython, and Jupyter Notebooks, Essential Python Libraries, NumPy, pandas, matplotlib, SciPy, scikit-learn, Built-in Data Structures, Functions, and Files, The matplotlib Library, Plotting with pandas and seaborn, Other Python Visualization Tools.</p>				
Module 3	Statistics, data, and Statistical Thinking	Assignment	Programming, Analysis and Visualization	8 classes
<p>Topics:</p> <p>Describing Qualitative Data, Numerical Measures of Central Tendency, using the Mean and Standard Deviation to Describe Data, Methods for Detecting Outliers: Box Plots and z-Scores, Types of Random Variables, Probability Distributions for Discrete Random Variables, Expected Values of Discrete Random Variables, The Binomial Random Variable, The Poisson Random Variable, Statistical inference, Bias, The method of moments, Least squares/weighted least squares, Maximum likelihood</p>				
Module 4	Machine Learning with scikit-learn	Assignment	Programming, Analysis and Visualization	9 classes
<p>Topics:</p> <p>The scikit-learn Library, Supervised Learning with scikit-learn, The Iris Flower Dataset, K-Nearest Neighbors Classifier, Linear Regression, The Least Square Regression, Support Vector Machines (SVMs)</p>				
Project work/Assignment:				
<p>1. Project: At the end of the course, students will be given a 'real-world' data analytics application based topic as a project. Students will be submitting a report, which will include different steps of data cleaning and preparation, plotting and visualization and Results of the analysis etc. in appropriate format.</p> <p>2. Presentation: There will be a group presentation, where the students will be given a topic. They will have to explain/demonstrate the working and discuss the applications for the same.</p> <p>3. Assignments:</p> <p>Assignment 1: Using Python programming, the students are required to analyze loan application data.</p> <p>Assignment 2: Using Python programming, the students are required to analyze stock price data and perform different steps of data cleaning and preparation, plotting and visualization</p>				
<p>Textbook</p> <p>T1. Wes McKinney, "Python for Data Analysis: Data Wrangling With Pandas, Numpy, And Ipython", O'Reilly Publications, 2017</p> <p>T2. Fabio Nelli, "Python Data Analytics Data Analysis and Science Using Pandas, matplotlib, and the Python Programming Language", Apress.</p> <p>References</p> <p>R1. Swaroop, C. H. (2003). A Byte of Python. Python Tutorial.</p> <p>R2. Leonard Kaufman, Peter J. Rousseeuw (1990). Finding Groups in Data: An Introduction to Cluster Analysis. "John Wiley & Sons, Inc".</p> <p>Topics for Technology Enabled Learning:</p>				

<p>1. Data Analysis with Python Coursera, Offered by IBM https://www.coursera.org/professional-certificates/ibm-data-analyst</p> <p>2. Data Analytics with Python - NPTEL Online Courses, by Prof. A Ramesh IIT Roorkee https://onlinecourses.nptel.ac.in/noc21_cs45/preview</p> <p>Other Resources:</p> <p>Presidency University Library Link https://presiuniv.knimbus.com/user#/home</p> <p>1. Big social data analytics of changes in consumer behaviour and opinion of a TV broadcaster IEEE Conference Publication IEEE Xplore</p> <p>2. Forecasting Nike's sales using Facebook data IEEE Conference Publication IEEE Xplore</p>	
<p>Topics relevant to development of "FOUNDATION SKILLS": Interpret the type of data analysis tools and techniques.</p> <p>Topics relevant to "HUMAN VALUES & PROFESSIONAL ETHICS": Concepts of Data collection and analysis for an assignment.</p>	
Catalogue prepared by	Mrs. Pallabi Kakati
Recommended by the Board of Studies on	BOS Meeting NO: 15th, Dated BOS 28/07/2022
Date of Approval by the Academic Council	Academic Council Meeting No. 18th, Dated 03/08/2022

Course Code: ECE3808	Course Title : Machine Vision for Robotics Type of Course: Theory	L- T-P- C	3	0	0	3
Version No.	1.0					
Course Pre-requisites	NA					
Anti-requisites	NIL					
Course Description	The purpose of this course is to teach the principles and applications of vision system in modern manufacturing Environment. The nature of this course is analytical with practical understanding. It is also intended at introducing basic concepts to Non ECE and CSE students. The course is analytical in nature and needs fair knowledge of digital image processing. The first part of the course focuses the basics vision systems and object recognition. Further, it explores the knowledge in robot vision applications.					
Course Objective	This course is designed to improve the learners' <u>EMPLOYABILITY SKILLS</u> by using <u>EXPERIENTIAL LEARNING</u> techniques.					
Course Outcomes	On successful completion of this course the students shall be able to: 4) Explore various vision systems for Machines 5) Understand the image capturing and processing techniques 6) Apply the robotic operating system to Machines					
Course Content:						
Module 1	Overview of Machine Vision in IP	Quizzes and assignments			12 SESSION	
Topics: Basic Components – Elements of visual perception, Lenses: Pinhole cameras, Gaussian Optics – Cameras – Camera-Computer interface- Fundamental Data Structures: Images, Regions, Sub-pixel Precise Contours – Image Enhancement : Gray value transformations, image smoothing, Fourier Transform – Geometric Transformation - Image segmentation – Segmentation of contours, lines, circles and ellipses – Camera calibration – Stereo Reconstruction- Object recognition, Approaches to Object Recognition, Recognition by combination of views – objects with sharp edges, using two views only, using a single view, use of depth values.						
Module 2	Vision algorithms and applications	Quizzes and assignments			12 SESSION	
Topics: Transforming sensor reading, Mapping Sonar Data, Aligning laser scan measurements - Vision and Tracking: Following the road, Iconic image processing, Multiscale image processing, Video Tracking - Learning landmarks: Landmark spatiograms, K-means Clustering, EM Clustering.						
Module 3	ROBOT Vision	Quizzes and assignments			12 SESSION	
Topics: Basic introduction to Robotic operating System (ROS) - Real and Simulated Robots - Introduction to OpenCV, Open NI and PCL, installing and testing ROS camera Drivers, ROS to OpenCV - The cv_bridge Package						
Targeted Application & Tools that can be used: Application Area includes all intelligence devices like Unmanned Vehicle. The students will be able to join a profession which involves basics to high level of automation design and analysis. Professionally Used Software: PYTHON, MATLAB, JAVA. PyTorch, AWS cloud, Torch, Keras, TensorFlow-IBM Watson						
Project work/Assignment:						

1. Case Studies: At the end of the course students will be given a real-world scenario for any application like, Drive the solution of a shape-from-shading problem at a singular point, by fitting a smooth local shape near the singular point. Students will be submitting a report which will include Design and implementation methodology.

2. Book/Article review: At the end of each module a book reference or an article topic will be given to an individual or a group of students. They need to refer the library resources and write a report on their understanding about the assigned article in appropriate format. [Presidency University Library Link](#).

3. Presentation: There will be a group presentation, where the students will be given a topic. They will have to explain/demonstrate the working and discuss the applications for the same.

4. Assignment 1:) Consider a flying robotic system that uses binocular stereo to obtain three dimensional information from pairs of images. Suppose that the scale of the recovered three dimensional coordinates is not known accurately because the baseline between exposure stations is not known with precision. Now suppose that two such three-dimensional models — obtained along different flight paths — are to be related. In this case, determining the absolute orientation requires that, in addition to translation and rotation, a scale factor relating the two three dimensional models be found as well.

Text Book(s):

6. Carsten Steger, Markus Ulrich, Christian Wiedemann, "Machine Vision Algorithms and Applications", WILEY-VCH, Weinheim, 2008.
7. Damian m Lyons, "Cluster Computing for Robotics and Computer Vision", World Scientific, Singapore, 2011.

References:

Reference Book

4. Rafael C. Gonzalez and Richard E. Woods, "Digital Image Processing", Addison - Wesley Publishing Company, New Delhi, 2007.
5. Shimon Ullman, "High-Level Vision: Object recognition and Visual Cognition", A Bradford Book, USA, 2000.
6. 3. R. Patrick Goebel, "ROS by Example: A Do-It-Yourself Guide to Robot Operating System – Volume I", A Pi Robot Production, 2012.
7. K. Mehrotra, C. Mohan, and S. Ranka, "Elements of Artificial Neural Networks", MIT Press

Online Resources (e-books, notes, ppts, video lectures etc.):

1. [6.801 / 6.868 Machine Vision, Lecture 2 \(mit.edu\)](#)
2. [6.801/6.866: Machine Vision, Lecture 8 \(mit.edu\)](#)
3. [6.801/6.866: Machine Vision, Lecture 11 \(mit.edu\)](#)
4. [6.801/6.866: Machine Vision, Lecture 13 \(mit.edu\)](#)
5. [6.801/6.866: Machine Vision, Lecture 23 \(mit.edu\)](#)
6. NPTEL - Robotics - Course ([nptel.ac.in](#))
7. [Python Machine Learning Tutorial \(Data Science\) - Bing video](#)
8. [E-Book 1. Machine Vision \(November 1996 edition\) | Open Library](#)
9. <https://presiuniv.knimbus.com/user#/home>

E-Content

1. Carsten Steger, Markus Ulrich "A Multi-view Camera Model for Line-Scan Cameras with Telecentric Lenses ([springer.com](#))" Journal of Mathematical Imaging and Vision (2022) 64:105–130 <https://doi.org/10.1007/s10851-021-01055-x>
2. Carsten Steger "A Comprehensive and Versatile Camera Model for Cameras with Tilt Lenses ([springer.com](#))" Int J Comput Vis (2017) 123:121–159 DOI 10.1007/s11263-016-0964-8
3. Markus Ulrich, Christian Wiedemann, Carsten Steger: "CAD-Based Recognition of 3D Objects in Monocular Images" *International Conference on Robotics and Automation* (2009).
4. Aggarwal, M., Ahuja, N. A Pupil-Centric Model of Image Formation. *International Journal of Computer Vision* 48, 195–214 (2002). <https://doi.org/10.1023/A:1016324132583>

The objective of the course is SKILL DEVELOPMENT of student by using PARTICIPATIVE LEARNING in Robotic operating System (ROS)- installing and testing ROS camera Drivers, ROS to OpenCV	
Catalogue prepared by	Dr G MUTHUPANDI
Recommended by the Board of Studies on	15 th BOS held on 28/07/2022
Date of Approval by the Academic Council	Meeting No. 18 th , Dated 03/08/2022

MAC Basket

Course Code: PPS 1025	Course Title: Industry Readiness Program – I (Audited Course) Type of Course: Practical Only Course	L- T - P- C	0	0	2	0
Version No.	1.0					
Course Pre-requisites	<ul style="list-style-type: none"> Students are expected to understand Basic English. Students should have desire and enthusiasm to involve, participate and learn. 					
Anti-requisites	NIL					
Course Description	This course is designed to enable students to set SMART goals, form professional & personal ethics for success and learn various email writing techniques. The course will benefit learners in presenting themselves effectively through various activities and learning methodologies.					
Course Objective	The objective of the course is to familiarize the learners with the concepts of "Employability for Young Professionals" and attain SKILL DEVELOPMENT through PARTICIPATIVE LEARNING techniques.					

Course Out Comes	<p>On successful completion of this course the students shall be able to:</p> <p>CO 1 Define their career goals</p> <p>CO 2 Practice ethical habits for better career success</p> <p>CO3 Demonstrate effective email writing techniques</p>		
Course Content			
Module 1	Goal Setting & Grooming	Classroom activities	10 Hours
<p>Topics: SMART Goals, formal grooming through self-introduction activity</p> <p>Activity: Real world scenarios</p>			
Module 2	Habit Formation	Role plays	10 Hours
<p>Topics: Professional and Personal ethics for success and activity-based practice</p> <p>Activity: Students to present 2 min video on building professional ethics</p>			
Module 3	Email Etiquettes	Individual and group presentation	10 Hours
<p>Topics: Types of prompts to generate effective or desired results for email etiquettes</p> <p>Activity: Individual student presenting various search prompts</p>			
Faculty: L&D			
<p>Targeted Application & Tools that can be used:</p> <ol style="list-style-type: none"> 1. TED Talks 2. You Tube Links 3. Activities 			
<p>Assignment proposed for this course</p> <p>Assignment 1: SMART Goal</p> <p>Assignment 2: AI tools for prompt search</p>			
<p>Continuous Individual Assessment</p> <p>Module 1: Presentation</p> <p>Module 2: Activity based assessment</p> <p>Module 3: Class assessment</p>			

Course Code: PPS1026	Course Title: Industry Readiness Program – II (Audited Course) Type of Course: Practical Only Course	L- T - P- C	0	0	2	0
Version No.	1.0					
Course Pre-requisites	<ul style="list-style-type: none"> • Students are expected to understand Basic English. • Students should have desire and enthusiasm to involve, participate and learn. 					
Anti-requisites	NIL					
Course Description	<p>This course is designed to enable students learn styles of communication, team building and use empathy in leadership. The course will benefit learners in preparing themselves effectively through various activities and learning methodologies.</p>					
Course Objective	<p>The objective of the course is to familiarize the learners with the concepts of "Industry Readiness for Young Professionals" and attain SKILL DEVELOPMENT through PARTICIPATIVE LEARNING techniques.</p>					

Course Out Comes	<p>On successful completion of this course the students shall be able to:</p> <p>CO 1 Apply different communication skills for success in workplace</p> <p>CO 2 Practice team building skills for career success</p> <p>CO3 Demonstrate ethical leadership skills in workplace</p>
Course Content	

Course Code: APT4002	Course Title: Introduction to Aptitude (Audited)	L- P- C	0	2	0
Version No.	1.0				
Course Pre-requisites	Students should know the basic Mathematics & aptitude along with understanding of English				
Anti-requisites	Nil				
Course Description	<p>The objective of this course is to prepare the trainees to tackle the questions on various topics and various difficulty levels based on Quantitative Ability, and Logical Reasoning asked during the placement drives. There will be sufficient focus on building the fundamentals of all the topics, as well as on solving the higher order thinking questions. The focus of this course is to teach the students to not only get to the correct answers, but to get there faster than ever before, which will improve their employability factor.</p>				
Course Objective	<p>The objective of the course is to familiarize the learners with the concepts of Aptitude and attain Skill Development through Problem Solving techniques.</p>				

Course Outcomes	<p>On successful completion of the course the students shall be able to:</p> <p>CO1] Recall all the basic mathematical concepts they learnt in high school.</p> <p>CO2] Identify the principle concept needed in a question.</p> <p>CO3] Solve the quantitative and logical ability questions with the appropriate concept.</p> <p>CO4] Analyze the data given in complex problems.</p> <p>CO5] Rearrange the information to simplify the question</p>			
Course Content:				
Module 1	Quantitative Ability	Assignment	Bloom's Level : Application	12 Hours
<p>Topics:</p> <p>Introduction to Aptitude, working of Tables, Squares, Cubes</p>				
Module 2	Logical Reasoning	Assignment	Bloom's Level : Application	18 Hours
<p>Topics:</p> <p>Linear & Circular Arrangement Puzzle, Coding & Decoding, Blood Relations, Directions, Ordering and Ranking, Clocks and Calendars, Number Series, Wrong number series, Visual Reasoning</p>				
<p>Targeted Application & Tools that can be used:</p> <p>Application area: Placement activities and Competitive examinations. Tools: LMS</p>				
<p>Text Book</p> <ol style="list-style-type: none"> 1. Quantitative Aptitude by R S Aggarwal 2. Verbal & Non-Verbal Reasoning by R S Aggarwal 				
<p>References</p> <ol style="list-style-type: none"> 1. www.indiabix.com 2. www.youtube.com/c/TheAptitudeGuy/videos 				
<p>Topics relevant to Skill development: Quantitative and reasoning aptitude for Skill Development through Problem solving Techniques. This is attained through assessment component mentioned in course handout.</p>				
Catalogue prepared by		L&D Department faculty members		
Recommended by the Board of Studies on				
Date of Approval by the Academic Council				

Course Code: APT4004	Course Title: Aptitude Training-Intermediate Type of Course: Practical Only Course	L- T - P- C	0	0	2	0
Version No.	1.0					
Course Pre-requisites	Students should have the basic concepts of Quantitative aptitude along with its applications in real life problems.					
Anti-requisites	NIL					
Course Description	This is a skill-based training program for the students. This course is designed to enable the students to enhance their skills in Quantitative Aptitude.					
Course Objective	The objective of the course is to familiarize the learners with the concepts of Aptitude and attain Skill Development through Problem Solving techniques.					

Course Out Comes	<p>On successful completion of this course the students shall be able to:</p> <p>CO1: Recall all the basic mathematical concepts.</p> <p>CO2: Identify the principle concept needed in a question.</p> <p>CO3: Solve the quantitative and logical ability questions with the appropriate concept.</p> <p>CO4: Analyze the data given in complex problems.</p>		
Course Content:			
Module 1	Quantitative Ability 1	Assignment	16 Hours
<p>Topics:</p> <p>Number System, Percentage, Ratio and Proportion, Average, Mixture and Allegation, Time and Work, Profit and Loss</p>			
Module 2	Quantitative Ability 2	Assignment	14 Hours
<p>Topics:</p> <p>Time Speed and Distance, Boats and Streams, Simple Interest, Compound Interest, Probability, Permutation and Combination</p>			
<p>Targeted Application & Tools that can be used:</p> <p>Application area: Placement activities and Competitive examinations.</p> <p>Tools: LMS</p>			
Continuous Evaluation:			
<p>CA1 – Online Test</p> <p>CA2 – Online Test</p> <p>CA3 – Online Test</p> <p>Assignment</p>			
<p>Text Book:</p> <ol style="list-style-type: none"> 1. Fast Track Objective by Rajesh Verma 2. R S Aggarwal 3. Rakesh Yadav <p>References:</p> <ol style="list-style-type: none"> 1. www.indiabix.com 2. www.testbook.com 3. www.youtube.com/c/TheAptitudeGuy/videos 			
<p>Topics relevant to Skill Development: Quantitative aptitude for Skill Development through Problem solving Techniques. This is attained through components mentioned in course handout.</p>			
Catalogue prepared by	Faculty of L&D		
Recommended by the Board of Studies on	BOS held on		

Date of Approval by the Academic Council	Academic Council Meeting held on
---	----------------------------------

Course Code: APT4006	Course Title: Logical and Critical Thinking Type of Course: Audited		L- T-P- C	0	0	2	0
Version No.	1.0						
Course Pre-requisites	Students should have the basic concepts of Logical reasoning and Critical thinking, along with its applications in real life problems.						
Anti-requisites	Nil						
Course Description	This is a skill-based training program for the engineering students (Undergraduate). This course is designed to enable the students to enhance their skills in Logical reasoning and Critical thinking.						
Course Objective	The objective of the course is to familiarize the learners with concepts in Logical reasoning and Critical thinking through problem solving techniques suitable for their career development.						
Course Outcomes	On successful completion of the course the students shall be able to:						
	CO1] Understand all the concepts.						
	CO2] Apply the concepts in problem solving (Bloom’s taxonomy Level 3)						
	CO3] Analyze and structure the reasoning techniques and spatial visualization skills						
Course Content:							
Module 1	Logical Thinking	Assignment					16 Hours
	Topics: Syllogisms, Cubes and Dices, Mirror and Water images, Paper cutting and Folding, Embedded figures & Completion of figures, Data Interpretation, Data sufficiency						
Module 2	Critical Thinking	Assignment					14 Hours
	Topics: Analogy, Symbol and Notations, Statement and assumption, Cause of action, Statement and conclusion, Puzzles						
	Targeted Application & Tools that can be used: Application area: Placement activities and Competitive examinations. Tools: LMS						
Evaluation	Continuous Evaluation						
	· Topic wise evaluation						
	· Internal Assessments						
	Text Book 1. A new approach to reasoning verbal, non-verbal & analytical by BS Sijwali 2. R S Aggarwal						

	3. Kiran publications
	References
	1. www.indiabix.com
	2. www.testbook.com
	3. www.youtube.com/c/TheAptitudeGuy/videos
	Topics relevant to Skill Development Logical reasoning and Critical thinking for Skill Development through Problem solving Techniques. This is attained through assessment component mentioned in course handout.
Catalogue prepared by	L&D Department Faculty Member
Recommended by the Board of Studies on	
Date of Approval by the Academic Council	